


THE
**COMPUTER
& VIDEO
GAMES**
YEAR BOOK 1984

132
FUN PACKED PAGES



ZAP UP YOUR MICRO WITH FOUR GREAT SPACE GAMES

Master Games for Master Players



The best games in the known
Universe are available in your High
Street and all good software
stockists, NOW!

SOFTEK, Masters of The Game
12-13 Henrietta Street,
London WC2

The
Arc
dec
of
day
E
the
pet
Rac
S
tha
mo
for
wan
T
thre
mac
mov
com

MEET OUR CHAMP



Julian takes the arcade crown

The Computer & Video Games 1983 Arcade Championships were only decided during the last few seconds of the action in July's thrilling final day.

Eighteen finalists were invited to the plush Xenon nightclub to compete against one-another and Radio 1 DJ Dave Lee Travis.

Some of the finalists got up early that day to appear on the BBC's morning programme *Breakfast Time* for an unofficial championship warm-up.

Then the 18 split into six groups of three to tackle their favourite machines with the highest scorer moving onto the next stage of the competition.

This was played on a new machine saved especially for this competition by co-sponsors, arcade manufacturers Taitel. This was the graphically and musically awesome Gyruss unveiled by radio Luxembourg DJ Tony Prince and none of the finalists had a chance to play on it before the final.

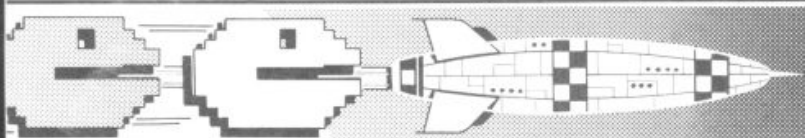
Hot favourite from the Isle of Wight, David Rossset then set the pace with a 72,000 score on the machine and it seemed cut-and-dried until the last finalist, Julian Rignall from Wales started to battle his way close to David's score.

And at the last gasp he overtook it

to notch 73,110 points and take the title.

Julian took a cocktail table version of Galaga back to his home in Llangeitho in Dyfed, Wales. He won his place in the final of the ever-green defender game which still attracted the most entries from arcade players across the country. The other games which made up the final were: Donkey Kong, Donkey Kong Junior, Mr Do, Robotron and Amidar.

Dave Lee Travis turned up at the end of the day to present the finalists with certificates, Donkey Kong Junior hand-held games-watches from CGL and Julian with his Galaga machine.



C·O·N·T

WELCOME TO THE YEARBOOK

Unfolding before your very eyes is the first-ever **Computer & Video Games Yearbook**.

We've used some of **Computer & Video Games** magazine's most potent resources to put together a book we think computer buffs will love.

The jewels of this collection are four marvellous games set in another distant galaxy and setting your computer alive with intrigue, action and adventure.

Keith Campbell wrote the fascinating adventure **The Vezspozian Affair**, set on a spacecraft.

Mike Singleton came up with **Interstellar Intrigue**, a game of diplomacy on a galactic scale, simple to play but so difficult to win.

Ron Potkin contributed **The Beacon Star Wars**, where two alien races struggle to capture the energy giving beacon stars.

And Pat Norris was the brains behind **Pirates & Polyps**, space arcade action but with room to think out your tactics.


We were so pleased with these games that we converted as many as were practical over a range of computers which include the BBC, Atari, Spectrum, Dragon and Vic-20.

In the spaces between the games we packed in features about computer gaming and the people who made the industry what it is. There's plenty of cartoon fun with those horrors the Bugs and Trevor Truran sets you Puzzling with his brain teasers.

SPACE ADVENTURES

INTERSTELLAR INTRIGUE.....21

Five hardened diplomats meet to share out the galaxy but each hopes to wrest complete control for himself. Take the part of Grakta the Bloodline delegate or Maachen the lizard from the Water Empire (up to five can play) as the fate of suns planets and fleets rests on your negotiating. Mike Singleton wrote this novel and tactical game for the Spectrum. And there are versions for the Dragon, BBC and Atari too. Illustrated by Stephen Gulbis. Can you take control of the galaxy when the might of four other empires is ranged up against you?



PIRATES & POLYPS.....52

The polyps are a rare and precious space commodity which you hope to attract down to your planet with a deep space scanner. But the pirates are out to steal the polyps away and to wreck your scanner and ground lasers. It's a battle of wits as you try to draw a bead on the pirate ships in the atmosphere and blow them out of the skies before they make off with a polyp — or worse — dive bomb your defences. Written by Pat Norris for the Spectrum we also have conversions for the Atari, Vic-20 and Dragon. Illustrated by Peter Harris. Do you blow up a pirate or pull down a polyp? It calls for fast wits as well as quick reactions.

BEACON STAR WARS38

Two alien tribes discover the secret of the beacon stars and realise that whoever controls this sector of space will have a say in the running of the galaxy. Their fleets of mining ships and gun ships help the race to produce stargates around the discovered stars. But what are the incredible space scavengers and how will they affect the outcome? Written for the Dragon by Ron Potkin, it's a well balanced and tactical strategy game for two players. Converted onto the Spectrum too. Illustrated by John Higgins. Can you out-think and out-fight your opponent?



It's not often that the **special delivery rocket** arrives on this lonely outpost of the galaxy. But when it does there's always a rush to see the latest issue of **C&VG**. This photograph was captured by the lens of Mike Goss and the two aliens were put together by Dorian Cross. We hope you get as much out of the yearbook as Dorian put into this marvellous model.



GAMES EXTRA

YAHTZEE.....92

Come on Bud, roll them dice! You know this game 'aint fixed. Join our disreputable team of dice-men.

3D MAZE100

Get lost! And then find your way home again. That's the aim of this challenging maze escape game. Mind-boggling frustration for Sharp owners.

METEOR ATTACK

.....110

Your city is in danger. A heavy shower of meteors is heading straight for it from the depths of space. Your mission is to destroy them before they destroy you! Space action on the Atari.

TRACKER.....112

Androids are on the loose again and threatening the safety of everyone in Vicville.

PAC-MAN116

A heart-rending tale of a Pac-Man who thought he was going to be left out of this Yearbook. Fun on the Spectrum.





THE VESPOZIAN AFFAIR68

D'Taan knew that she was on the verge of a great discovery, all the information was at her fingertips she just had to put two and two together. But if she makes her discovery will she be able to persuade Captain Bezel to change course to the right planets in time? How far can she trust Grakta — will he turn her over to the Bloodline Empire and can Machen be persuaded onto her side? An adventure with a real difference by Keith Campbell, where the action moves through space, goes beyond the ship and where some of the characters move independently. It was written for the Dragon but we converted it to the Atari, Dragon and BBC. Illustrations by David Pugh.



THE BIGGEST GAMES FACTORY16

When it comes to games, more games come out of the Atari factory in California than anywhere else. But how many ideas finish up in the bin and how do they spot the winners.

SOFTWARE HOUSE.....65

The processes which could put your game on the streets. How a software house deals with your tape and what you could earn. We talked to Visions about their games and programmes.



THE FUTURE OF GAMING107

In the future you will surrender all your senses to the game that comes into your home through a cable.

PINBALL CRAZY.....109

Tim Metcalfe is pinball crazy, but he's not the only one. We sent him down to meet a family who think more about flippers and drop targets than even he does.

DARK CRYSTAL.....129

We asked our magazine readers to draw a character or a scene from the fantasy Muppet movie, The Dark Crystal. Alan Outter was the winner and you can see just how he reproduced Jen the Gelfling on page 129. Then try it yourself on a BBC.



FEATURES

MEET OUR ARCADE CHAMP.....3

The page you've already passed. Read about the thrills and spills of our 1983 Video Games Championships and the skills of Julian Rignall, our worthy winner.

EVOLUTION OF THE SPACE

INVADERS.....6

We shed new light on the real strategies and motives behind the great invasion and find out that despite suffering enormous losses, the green meanies actually won.

GAMES DESIGNER INTERVIEW.....10

Eugene Lacey talks to Dave Lawson, the programming brains behind Imagine Software.



TIPS ON VIDEO GAMES96

How do you get to the final screens of Raiders of the Lost Ark? What's the best way to tackle Pitfall Harry. Eugene Lacey tells you how to tackle your favourite games.

LICENCING.....104

It's big business and it's really taking off. Soon all your favourite book and film characters will be appearing on the small screen in computer or games centre form. Read about the million dollar deals which take them there.



THE REST

PUZZLING.....8

We asked Trevor Truran to set your Earthling brains enough puzzles to keep them busy until this time next year. Trevor starts Puzzling on page 8 and there are more on pages 12, 20, 106 and 128.



THE BUGS9

Every-so-often we have to kick ourselves to remember that the Bugs are the creations of cartoonist Elphin Lloyd-Jones They don't really exist in your computers. They go into action on pages 9, 14, 15 and 20. Ruining programmes, blowing up computers and planning chaos, just like they did in our computer room only last week. Maybe they are real after all!

EXPERTS.....18

Would you like to add some professional gloss to your computer programs? We asked some software experts to tell us how on their computers. Malcolm Evans of New Generation Software gets to grips with the Spectrum on page 18. Simon Hunt of English Software explains how to get the best from the Atari on page 66. And Nat and Franklin of Salamander Software tame the Dragon on page 90.

GLOSSARY.....120

Puzzled by computer jargon? We'll put a stop to all that. Robert Schifreen has composed the definitive computer glossary to take the jargon out of computers.

Editor Terry Pratt, Art editor Linda Freeman, Production Tim Metcalfe, Staff writer Eugene Lacey, Glossary Robert Schifreen, Advertisement manager Rita Lewis, Assistant advertisement manager Rob Cameron, Advertisement executive Louise Matthews, Advertisement assistant Louise Flockhart, Publishing director Tom Maloney. Published by Computer and Video Games, Durrant House, 8 Herbal Hill, London, EC1R 5EJ. Copyright © 1983 EMAP National Publications Ltd., Peterborough. Printed by East Midland Litho Printers, Peterborough.

EVOLUTION OF THE

Was there motive behind the madness of the great 70s space invasion?

After some early success against the "untrained" defence forces, the later waves took an awesome hammering. Wave after wave was wiped out, sacrificed for the odd laser-base scalp — and still they kept coming.

For years the slaughter went on, some of the aliens began to look like the raw recruits they must have been, barely trained in the use of their lightning bolt missiles, before being rushed to the front line.

Reports of the carnage must have found their way back to the alien generals (or did too few saucer messengers get through), news that Earth's unofficial defenders were getting their collective eye in. Could it be that these losses were acceptable?

The common or guardian invader (Invadus Nipponicus) was having a hard time of it and then a new breed emerged in the scene. The advent of wings made saucers unnecessary and this new species made use of the swarming principle to become Galaxians. No longer the steady trudge through the stratosphere accompanied by the inevitable grunts, these aliens wheeled down depositing a steady stream of bombs, trapping defenders in corners and diving kamikaze-like upon them.

A new mutation and the world fell victim to Defendus Americans. The first game of a great series by Williams former designer Eugene Jarvis, he followed it with Stargate and finally Robotron, as the aliens switched their base from Japan to the U.S. for a short while.

But while the new aliens took over the space invaders' traditional territory in the arcades, the old enemy was planning a new campaign. It moved straight into the Earthly homes and setting up residence in the humans' previous major defence, the telly ... a master stroke.

No more escaping from the meanies by rushing home to watch *Coronation Street*, the little devils were their waiting for you, courtesy of the home TV games centres.

Atari VCS aliens were a different shape but undoubtedly the same

In 1977, when the first unidentified grunts were heard in your local, the video games industry was born. It grew fat on the back of the space invasion, arcades sprang up, new manufacturers began creating alternative invasions and it blossomed.

Then came the pruning years of 1981-82, when the novelty wore off, leaving hardcore arcade go-ers who could spend hours on one 20p and those who flirted with new video games — a few 20ps a night in the pub.

Eye-catching graphics and sound effects which attracted attention, without driving everyone into the saloon bar, were produced.

With home TV games centres and personal computers forever narrowing the gap in time before they produce their own arcade look-alikes, new thrills have to be constantly found and the arcade video games still lead TV games centres and home computer games, in innovation and standards of graphics and sound.

breed: antennae wriggling, legs twitching and fighting in profile but invaders none-the-less.

And susceptible to earthly defenders, who cut them down in their droves. Could it be that the distant intelligence behind this concerted onslaught had made yet another error or tactical judgement — or was this manoeuvre more evidence of the subtle planning going on in some far corner of the cosmos?

The green meanies' master plan By Terry Pratt

Maybe so, because the next avenue of attack was a complete switch in tactics. No longer could mankind justify the slaughter of the galactic innocents by claiming that death was too good for the 'orrible little alien insects, who only had destruction in mind.

Pacman was different, all the characters were lovable. Here was a hero you could really relate to: a yellow featureless blob continually opening a black maw to sate his massive appetite.

Even the villains, the ghosts, were pretty cute: big doleful eyes and sweet names like "Blinky". Their mission might even have been misinterpreted as reasonable — to prevent Pacman from eating their world

to destruction. Subtly mankind had been switched from the side of the good guy to become the destroyer of good guys.

We took this change in good stead and soon ghosts were disappearing almost as fast as invaders had once done. But in Pacman we had a game which could actually cause us physical injury. Games were interspersed by finger soothing sessions, when caloused and bruised joints were nurtured back into shape ready for the next bout.

While Pacman took over our hearts in the arcades, the space invaders had found a new realm to conquer as they blasted their way into the home computer circuits.

At first this latest manifestation of invader was barely recognisable as the real thing. Many of them were featureless, even more, suffered from a slowness and jerkiness of movement which made them easy and unsatisfying targets.

Worse still, many of the early versions, could not even fire back and merely relied on getting to the bottom of the screen.

But they were still thriving in this new medium, and people were crying for more and better versions — eventually these poor recruits were replaced by creatures that could pass for the real thing and the galactic invasion continued apace — although still more young invaders were destined never to see their mothers again.

SPACE INVADERS

Pacman's insatiable appetite was also outgrowing the arcades as he munched and chewed his way onto the home screens. First he ignored the TV games centres by moving straight onto a variety of home computers. Then he backtracked to the Atari VCS system and arrived with a bang.

A whole new maze to wander and some flickering opponents to negotiate but Pacman was not a creature to let a change of environment ruin his appetite and the alien attack found itself with a new hero.

A heroine was not long in emerging as the attack was launched on the other half of humanity. Could women be tempted into the arcades by relating to Ms Pacman? Hardly a feminist heroine, despite insisting on the "Ms" part of her title. She had a bow in her "hair" and really just wanted to settle down and have baby Pacmen.

If women were the real target of Ms Pacman, then this was a setback to the cosmic intelligence's masterplan. Perhaps the real aim was to find a way of propagating Pacmen faster. Anyway, the male of the species took readily to Ms Pacman without worrying about role reversal, and turned it into a success.

Role reversal was fast approaching in another form. Donkey Kong pitted us against one of our favourite horrors, a mighty gorilla capturing a starlet and escaping to the top of a tall — if unfinished — building. We took the role of the poor carpenter Mario as he rushed to the starlet's rescue.

Then came Donkey Kong Junior and Mario was the enemy. A villain of the first degree, actually given the prefix wicked, who had locked up poor old Kong and was dealing out doom and destruction to the gorilla's heroic offspring as he tried desperately to rescue his Pa.

The Donkey Kong duo of games proved how fickle mankind's affections could be, we were putty in the hands of the great intergalactic game designer, if he told us black was white, we'd believe him.

It also reversed the trend of thousands of the enemy being wiped out for the odd one or two human

hero casualties. Now we were witness to the destruction of many Mario's without ever quite getting to grips with Kong.

And it also showed that the aliens producing these games had discovered our love of the cinema. They were giving us sequels like Space Invaders Part II and they were giving us heroes we already knew.

This trend continues to this day with Buck Rogers, Star Wars and Star Trek, being among the latest titles produced.


And the cinema played an even greater role in Tron, where the game was based on a film which was based on the game. And that fiction of film stars going inside the machine, is no being turned into fact by laser disc technology which uses

film clips to build up a game which switches the action to match the player's shooting and manoeuvring.

The alien intelligence has also moved back into its true colours, space creatures, as the new games prove: Xevious, Astron Belt, Mad Planets, Zaxxon, Gyruss...

The space invasion has been long, and it's been hard-fought and the casualties have been horrifying. But what have the invaders achieved at the end of it all?

Well, they succeeded where almost every film and fiction alien failed. They wormed their way into our culture, set up bases in our homes and in our social haunts and we've not only accepted their presence, we actually want to take the credit for it — in short, THEY WON!



PULING

CRAZYKONG

Once again Dolores Devine has been foolish enough to join Crazy Kong on a sightseeing tour of the Empire State Building and is now standing somewhat reluctantly on the roof garden with her hairy host as he plays with a helicopter.

Only **Lizardlegs** can scale the building in time to save her and there just happens to be one safe way to the top.

Fortunately, by a coincidence a rare that you may be tempted not to believe it, the Christmas decorations in the office windows do mark out the route he must take.

Each symbol has a meaning. One represents UP, another DOWN, a third RIGHT and the fourth LEFT.

Just one snag — the symbols

change their meaning at each level and never have the same meaning again. So, whatever is, say UP on level one cannot be UP on levels two or three.





It may look an impossible task to find the only route and **Lizardlegs**, so adept at adhering to glass, is at a loss as to know how to begin his task. Can you help by marking out the one pathway?

It isn't as difficult a task as it looks

BY TREVOR TRURAN

and the grid may help — enter a cross for an impossible meaning for a sign and a tick when you know it for sure.

A little thought and you can guide our window wiping friend to the roof — but hurry, Dolores is screaming again and her voice has already put two TV stations off the air...

	UP	DOWN	RIGHT	LEFT		UP	DOWN	RIGHT	LEFT		UP	DOWN	RIGHT	LEFT
														
														
														
														

DAMAGED GOODS

Another failing of the McCoy Co is their employment of drivers who believe that corners are optional. As you can see, the latest consignment of video favourites has arrived at the rear of the premises in something of a mess.

When the lorry set out each layer contained three types of cartridge but the collision with the wall has concertina-ed the contents.

The only good thing is that the letters of each game are still in their correct order, so, if you don't mind

lending a hand, you can name all twelve games and restore order from chaos.


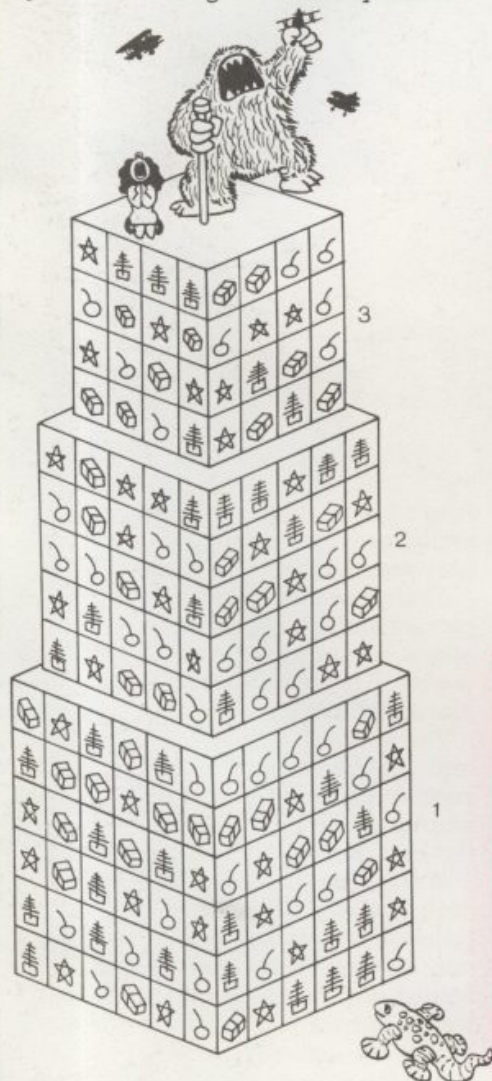
Otherwise the world will have to get used to **KOGRZERSH** in the Top Ten and no one will play a game with that name, will they?

Top Layer: BERZERK TRICKSHOT FROGGER

2nd Layer: GALAXIANS PACMAN UTOPIA

3rd Layer: PHOENIX DRACULA PITFALL

4th Layer: MEGAMANIA STARMAN TETTER DEFENDER



THE BUGS



THIS IS THE QUICKEST BATCH OF SPACE-INVADERS I'VE EVER SEEN. WATCH OUT FOR THE RUNNERS IN LANES TWO AND THREE...



...IT'S GOING TO BE BETWEEN THEM. NUMBER 17 RAN TWO SCREENS IN 3.47 SECONDS...



HE SPENT TWO YEARS TRAINING FOR SAUCERS BUT NARROWLY MISSED OUT ON HIS FLYING LICENCE. HE HURLED A MISSILE 6.4 CMS...



NUMBER 18 IS BERTRAM BLASTER FROM THE THIRD ARM WEVERS. SCREEN TIME 3.42 SECS.



...AND HIS HOBBIES ARE METEORITE SURFING AND DEMOLITION AND HE WANTS TO TRAVEL. HE CAN HURL 3.7 MISSILES PER SECOND



ON YOUR MARKS... GET SET...



ERK!

FINISH



I BET YOU ALWAYS WONDERED WHY THE LAST ONES WERE THE FASTEST!



The New Heroes

We take you to Liverpool to meet Dave Lawson the designer/programmer of Arcadia, Spectral Invaders, Spectral Spectres, Ah Diddums, and Schizoids.



Lawson: "I knew my work would be valuable one day"

IF there is one person in England who you could describe as the country's top games programmer it must surely be Dave Lawson.

Like a top pop star Dave, co-founder of Imagine, the Liverpool software house, can look back on a string of number one hit games.

But Dave's successes have not just been top selling games they have also been first in other respects.

Spectral Invaders was the first commercially produced game for the Sinclair Spectrum, Space Warp the first commercially produced game for the BBC, and Dave was also heavily involved in the controversial Vic Men, the first game for the Vic-20.

Soon after these games were produced Dave wrote one of Bug Bytes' all time greats — Spectral Spectres. The money earned on Spectres enabled him to go into business for

himself with another ex-Bug Byte employee — Mark Butler — and so Imagine was born.

Shortly after the split with Bug Byte Dave was back at the keyboard but this time writing games for his own company. By last Christmas Imagine were able to launch their first game — Arcadia. The game was an instant hit on the Spectrum and has since been converted for the Vic-20 and the Commodore 64.

Pressure of running an expanding company has forced Dave away from the computer though he still found time to write Ah Diddums, released in January.

I managed to steal an hour out of his hectic schedule to find out a little about the man behind the games.

Born twenty-three years ago in Liverpool and educated at Quarrymount Secondary Modern, Dave left school and home at 15. "I lived with

friends and did odd jobs — anything really. It's easy to get jobs if you get the technique right. I spent the next two years hitch-hiking, sometimes by myself and sometimes with other people.

"When I was seventeen I joined the merchant navy as a trainee engineer. The next year and a half were spent at various colleges. It was boring. They make you spend about four years at college before you get anywhere near a ship."

The navy and Dave parted company in the summer of 1979 and he was back in Liverpool, back to the odd jobs and the hitch-hiking but this time much further afield — Spain, Italy, France and Germany.

He shrugs at the suggestion that hitch-hiking can be a lonely way of travelling: "It teaches you to be independent."

It was at this time that Dave's

interest in computers began. "I'm a compulsive reader. I read anything. I started reading electronics magazines especially Electronics Today International. I got interested in it because it seemed difficult. Eventually I saw an advert for a kit computer — a Nascom. I went straight out and bought one from Microdigital in Liverpool."

"It took me about a week to learn machine code. I didn't bother with basic. I couldn't see the point."

Dave was soon writing his own programmes and developed a sharp disapproval for the professional software currently available in the entertainment field. Of his own work at this time he was more confident. "I knew it would be valuable one day".

Valuable could be taken as something of an understatement from a man who has just taken delivery of a brand new Ferrari Mondial.

A Ferrari is hardly the choice of a modest man, although Lawson insists that the money is not his main motivation. "The money means nothing to me. It's the satisfaction of being the best. I feel proud of our games and proud of Imagine. We are also providing people with good quality products, which also gives me pleasure".


His current project is the setting up of what Dave calls a "software development environment". This is an ideal set of circumstances, tools, working conditions, programmers, and artists which collectively produce a good computer games production line.

"There is no quick way of writing a good game. We brain storm our programmers all day. Fire ideas at them. We now have two artists working on graphics for the games. In the ideal programming environment the artists and programmers would work together throughout the course of the project."


Since Imagine's launch less than twelve-months ago the company has spawned an advertising agency and there are half a dozen other companies in the pipeline.

Lawson believes in himself and partner Mark Butler. "I think we make a great team. I met him in Laskys. I was playing Star Raiders at the time and he came up to me as a salesman. Good game, he said. I'm going to write one much better I


Arcadia, Spectres, and Spectral Invaders, "classics" that every Spectrum owner would want in his collection.



Ah Diddums



Spectral Invaders



Spectres

said."

In the short term Imagine will be continuing to produce games for the Spectrum and also for the Commodore 64 before the end of the year.

Lawson says his long term plans are: "To become the biggest software company in the world and to become a public company by 1985."

And with what he has achieved so far we're convinced that this software supremo will do just that.

Lawson's first job in the computer games came as a result of seeing an article about a comparatively unknown firm that had just moved to Liverpool.

The firm was called Bug Byte and Dave was invited to join the team after showing the firm's bosses how to use one of their new computers.

When the Spectrum first appeared all the software houses were racing to get the first game on sale.

Dave was Bug Byte's main hope in this race and after thirteen failed production models managed to write the game from a pre-printers copy of the Spectrum Users Manual. Bug Byte were gambling that the manual and Lawson's interpretation of it were one hundred per cent accurate. The gamble paid off and Spectral Invaders is to this day the most accurate copy of arcade Space Invaders available for the Spectrum.

Dave's talent for arcade cloning was to pay off again for Bug Byte when Dave wrote Vic Men, a straight take-off of Pac Man, for the then new Commodore machine. Unfortunately for Bug Byte the game had to be withdrawn in the face of a threat of legal action by Atari — the holders of the Pac Man copyright.

For Imagine the past nine months has been a period of unprecedented growth.

They have gone from a small office with three employees to a large office block in the centre of Liverpool with twelve employees.

Imagine's General Manager Bruce Everiss boasts proudly of "taking scousers off the dole". When we set up our own production and packaging facility we will take "first seven and then forty scousers off the dole".

Here at Computer and Video Games we reckon that Lawson and Imagine will be creating games that will keep them in the limelight for years to come.

PULLING

THE SPLURGS OF MOG

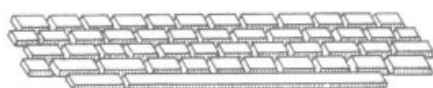
The story so far:

YOU are at the spot X surrounded by the usual mist which is so dense you cannot even see the feature you are on. You can go NORTH, SOUTH, EAST or WEST. In each direction there is another location and feature.

Each location contains a right NASTY and all but one is armed with a fearful weapon with which to bring about your immediate destruction.

The odd creature out keeps a somewhat ineffective guard over a GOLD CASKET.

SPACE BAR



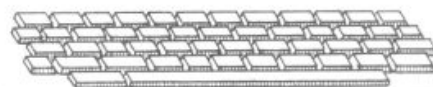
BUT... it is not sufficient to locate it, grab it and exit! Your nearest and dearest companions are following behind and you must leave them complete details of just who is where and armed with what.

After studying the data you may find our grid helpful in sorting out the logical tangle.

Put a X where a combination is impossible and a / for a positive connection.

The immediate results from the first clue is already entered for you.

SPACE BAR

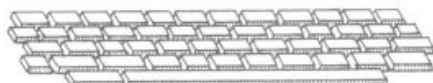


1. The GORGON is found in the SWAMP which is not to the SOUTH.

2. The MOUNTAIN is due EAST of where you will find BEELZEBUB.

3. The VAMPIRE has the GOLD CASKET and is not in the LAKE.

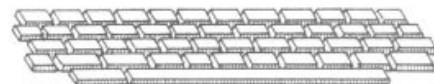
SPACE BAR



4. The SWORD will be used against you in the FOREST and MEDUSA hangs about in the CAVES.

5. The HYDRA, which doesn't have the SWORD, is to be found to the NORTH-WEST of the spot where the POISON will have to be swallowed.

6. To the NORTH you will encounter an attack to the outer flesh and to the SOUTH you are up against an EVIL SPELL.



	X	NORTH	SOUTH	EAST	WEST	MEDUSA	BEELZEBUB	HYDRA	VAMPIRE	GORGON	GOLD CASKET	POISON	EVIL SPELL	FIRE	SWORD
FOREST															
MOUNTAIN															
CAVES															
SWAMP															
LAKE															
MEDUSA															
BEELZEBUB															
HYDRA															
VAMPIRE															
GORGON															
GOLD CASKET															
POISON															
EVIL SPELL															
FIRE															
SWORD															

WHO	DIRECTION	LOCATION	WHAT WITH
MEDUSA			
BEELZEBUB			
HYDRA			
VAMPIRE			
GORGON			

ARE YOU OUT OF THIS WORLD?

SOFTWARE PROGRAM WRITERS

SILVERSOFT want to hear from you...

We are looking for out of this world, original, creative arcade action games utilising cosmic graphics written for any of the popular range of home computers.

If you think the games you have invented would challenge other space travellers contact:

Dougie Bern at SILVERSOFT LIMITED, now,
London House 271/273 King Street London W6
Telephone: 01.748 4125.

SILVERSOFT



THE

IT'S CHRISTMAS AND
THE PROGRAMMER'S
NEPHEW IS VISITING.

JUST TIME
TO TRY OUT
THIS NEW
CARTRIDGE

HUH!

THERE'S SOMETHING
ON THE SCANNERS
CAPTAIN CROCK.

GIVE US A
VISUAL MR SMOCK.

BACK AT THE MICRO..

STAND BY FOR
MISSILE BLAST
CAPTAIN.

WAIT FOR IT!


**SPRINGY
TOY**

PING!

SQUIDGY
TOMATO

THUD

BUGS



The Biggest Games Factory in the World

More games ideas are suggested, investigated and discarded at the Atari research and development complex at Sunnyvale in California than anywhere else on this planet. Eugene Lacey looks at the way the games are thought up, the processes they go through and why the ideas that survive have to be among the best around



The biggest games factory in the world is to be found at Sunnyvale, California, on the west coast of America.

That's the home of Atari's video games design plant where a team of over one hundred programmers, designers, and artists work unceasingly thinking up new ideas for/and developing video games.

The man responsible for running the whole operation is 37-year-old Condon Brown.

While many of you were asleep in your beds *Computer and Video Games* spoke by telephone to the man behind the games.

Fifteen years of experience in the computer business, that involved working as a programmer and eventually running his own consultancy, led Condon to be offered what many people consider as the top job at Atari one-and-a-half years ago.

"We eat, sleep, and breathe games at Sunnyvale . . . and it's not just at work . . . I seem to spend a lot of time at the breakfast table discussing a game . . . or some part of a game with my wife."

Does she ever get sick of it? Loud laughter. "Just occasionally."

The game design process is a mixture of formal, and informal discussion, involving a set team of people and a floating pool of specialists.

Brown sees three main categories of game: The coin operated arcade game conversions, such as Pac Man and Space Invaders, licensed games where the company buys the rights to use a well known character or story line, and totally original games thought up by Atari's designers.

Atari keep the numbers of games they have sold a very closely guarded secret though it is known that the arcade conversions are the best sellers. Pac Man is the most successful to date and is thought to have sold more than 10 million copies world wide.

Brown believes that the penchant for arcade conversions will not always be what the public wants and that the original games will become more popular.

To find good original ideas he arranges "brainstorming sessions" to attempt to tease out an idea from a group discussion. Between eight and 10 designers and programmers attend the meetings. "I use the terms

designer and programmer interchangeably . . . we try to set a theme for the meetings. It might be space adventure, maze, children's, or action games. These session can last anything from 1½ hour to all afternoon. Apart from time, place and theme we try to keep it informal."

Brainstorming sessions are an important part of the games factory output though Brown also stresses the importance of the individual flash of inspiration, "as many ideas come purely from one person as do from the brainstorming sessions".

Brown would like to see the whole company involved in the origination of new games process: "I regard the wider company as a potentially untapped resource."

Although the original games are often the most time consuming licensed titles and arcade conversions also present difficulties.

"We have to work within the limitations of the hardware — which usually means within the confines of the Atari VCS. Unlike the arcade machines which can constantly be improved in terms of their capabilities the VCS always remains the same."

"There is also the problem of trying to decide how licensed titles like *ET & Raiders of the Lost Ark* for example can best be used."



When Atari are convinced that an idea for a game is a good one the project is then handed down to a Cluster Group.

Each cluster group is made up of between five to eight people under the control of the cluster leader who in turn is responsible to Condon Brown.

Before an idea is assigned to a certain Cluster Group to turn it into a game a detailed Story Line and description of the game has to be produced for management approval.

This will contain detailed description of the gameplay, difficulty levels, and graphics together with precise market research to describe exactly whom the company believes will buy the game and why.

The next stage is to decide on a time scale for the completion of the project. This has to be flexible and games have taken from as little as five weeks to a year and a half to get into the shops. It is not only unforeseen technical difficulties that can put a project back — Atari also give careful thought to when is the right moment to put any given game on sale.

"We have to ensure that there is not a glut of games at one point in the year and a shortage at another."

There are usually as many as 10 games being developed at the same

time though not all of these are destined to go into full scale production.

The cluster groups are teams made up of various specialists: a sound engineer who works on sound effects, a graphic artist who works with the programmers, and a composer to make up musical jingles, theme pieces for the games. There are also individual specialists whom the cluster can seek advice from on any point.

These specialists often have long term projects of their own but are regarded as a shared resource by the cluster groups.

When a project is underway its progress is constantly monitored by the cluster leader. "There is lot of input into the group . . . particularly from software marketing . . . but the final responsibility for what the game will be like rests with the designers."

Condon Brown stresses the team approach to design but also believes that there is room within the structure for designers who prefer to work by themselves. He cites the case of Howard Warsaw who developed the *Raiders of the Lost Ark* game by himself. In an earlier interview Warsaw told *C&VG* how he worked out the conversion of the film into a video game after sitting through four screenings of the film.

The quality of Atari's games, like that of any other video game manufacturer, depends on the strengths of the design team. One thing, Brown has to come to terms with, is the tremendous amount of poaching that goes on in the industry.

"We pay very well and generally have the pick of the industry."

He does not believe there is any set type of designer that fits into the Atari mould. "They come from many different walks of life . . . and range from 17-year-olds to PHD's . . . the one thing they all have in common is an abiding fascination and love for computers."

"We try to select people with a proven track record and would normally expect some knowledge of advanced languages such as assembler language, and sequential processes . . . it is not important for a good designer to have a strong mathematics background."

The advanced knowledge the designers attain in the existing range of Atari computers means that their opinions are highly valued by the hardware researchers. "Because they have to work within the confines of set system they quickly start to think how much more they could put into a game if the computer had extra capacity in certain areas."

The conversion of games is a recent problem for the designers and a feasibility study has to be produced as early as possible in the development of the game if it is likely that Atari would want to market the game for other computer systems.

Not only games for specific systems but games for specific parts of the world designed to cater for the different culture and tastes.

The first of these games *Astrisk* and *Obelisk* was currently being under development when we spoke to Condon Brown. "It's based on the cartoon characters and is designed with the European market where they are particularly popular. It will be test launched in France later this year."

With several million *Pac Man*, *Space Invaders*, *Galaxians* and others too numerous to mention now in millions of homes there can be little doubt that the Sunnyvale plant is quite definitely the biggest games factory in the world.

And what does the man in charge of it all like to do to relax? "I enjoy a game of *Defender*". Careful with those smart bombs Condon.

Presentation on the

Malcolm Evans gets things moving

Malcolm Evans of New Generation Software probably knows the Spectrum as well as anyone.

Here, Malcolm gives you the benefit of all that experience as he undertakes to get a little animation going on the Spectrum.

Although the Spectrum has a character set fixed in its ROM, certain ASCII codes are not assigned to a particular character.

These can be defined by the user to be any chosen character and can then be printed either by entering graphics mode and using one of the letters from A to U, or by printing the character using CHR\$ which will output the specific ASCII code.

There are 20 user definable characters on a Spectrum and they occupy ASCII codes 144 to 164.

If you type PRINT USR("A") the machine will give the location of the first byte of graphics data. The first 8 bytes including that one will hold the data for the first character and so on. There are 20 characters which is 160 memory locations.

To calculate the actual data for the characters, you first need to design it on a piece of 8x8 squared paper. Each of the 64 squares can either be coloured in or left unshaded.

When you have finished designing your character you need to convert each horizontal row of coloured and empty squares into a binary number. To do this use the BIN function. Use a 1 for each coloured square and a 0 for each unshaded square. When you have your eight binary numbers then you simply poke the data into the memory like this ...

```
POKE USR("A"),BIN 10100010
POKE USR("A")+1,BIN 10001100
POKE USR("A")+2,BIN 01101100
```

And so on until you have poked in all 8 rows. This will continue until you reach USR("A")+7.

This defines user defined graphic character A. To define any others simply use USR("B"), then USR("C"), and so on:

This article outlines the use of user defined graphics, to achieve smooth

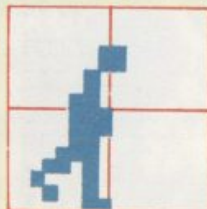


ILLUSTRATION 1

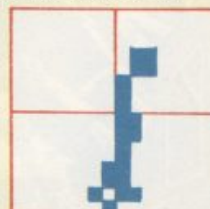
Illustration one shows two characters which form a larger figure.

Illustration two then gets him moving through four walking positions.


ILLUSTRATION 2




Position 1



Position 2



Position 3



Position 4

animation to enhance the graphics in your own programs, and continues to show how to extend the user defined graphic symbols far beyond the 21 characters in the Spectrum specification.

Pages 92-93 of the Spectrum manual outline the use of user defined graphics characters.

It is simple to combine such defined characters to form a larger figure. Figure 1 shows two such characters arranged to produce the figure of a walking man. If we were to draw such a figure on the screen and attempt to move it to the right it would appear to hop. Listing 1 shows a program to do just this.

Ideally we need to draw the figure moving smoothly across the character boundaries. This we can do by adding intermediate figure positions using four characters (2 wide by 2 high). Even when the figure is within the pair of characters, 4 are still necessary since a trailing pair of characters is required to blank out the remains of the figure as it is moved forward to the next character position on the screen.

Listing 2 shows one way of achieving the required animation. Lines 10-70 convert the picture data into

the user defined graphics A-P.

Another graphics character has been introduced to provide a ground plane. They have been entered in this manner so that it is easy to modify the pictures at any time. Line 1030 draws the four characters that make up the man quickly. There are two FOR-NEXT loops. N determines which of the four intermediate pictures is to be drawn, and M the position across the screen.

Using a similar method, it is possible to animate the figure to move in any direction. Each direction requires further User defined graphics characters. Since we have already taken up 17 of the 21 available, we must find some way of extending the capabilities of the Spectrum.

The beginning of the character set used by the Spectrum system is pointed to by a system parameter called CHAR\$ at location 23606 and 23607.

This good piece of foresight of the Spectrum programmers allows the user to POKE into these locations to produce new character sets.

Listing 3 introduces another six characters to provide the pictures of the man falling. Since the size of the figure is one character wide and two high, by previous arguments it is necessary to use a set of characters three high to move the figure up or down. These additional characters are available since CHAR\$ has been POKED to 30208 (location 23607 having been POKED to 118). The first usable character (CHR\$ 32) is at 30464. Only two intermediate positions are provided this time to speed up the fall rate.

To add some humour (even if it is sick) lines 1100-1240 have been introduced to complete the demonstration loop. The POKE at line 1200 is to amend the scroll count SCR CT to ensure that the subsequent prints of char\$ 36 (a blank) result in the screen being scrolled.

When you press BREAK to leave the loop you will still be in the alternative character set. Don't panic. Simply poke 23607,60, trying to ignore the gibberish that the basic system puts onto the screen, and the system will regain some form of intelligence.

SPECTRUM

```

1 REM "graphics 3"- man falli
ng
10 FOR n=0 TO 183
20 READ d: POKE 30464+n,d: NEX
T n
30 DATA 0,0,0,1,1,2,2,6,0,0,0,
128,128,0,0,0,7,7,6,14,26,34,18,
3,0,0,0,0,0,0,0: REM position
1
40 DATA 0,0,0,0,0,0,0,0,0,0,0,
96,96,128,128,128,0,0,0,0,1,1,2,
1,192,192,128,128,128,128,192,0:
REM position 2
50 DATA 0,0,0,0,0,0,0,0,0,0,0,
24,24,32,96,112,0,0,0,0,0,0,1,0,
168,168,32,00,136,138,4,128: REM
position 3
60 DATA 0,0,0,0,0,0,0,0,0,0,0,
6,6,8,28,26,0,0,0,0,0,0,0,42,7
2,24,20,36,66,130,131: REM posit
ion 4
70 DATA 255,0,0,0,0,0,0,0,0
80 DATA 0,0,0,0,0,0,141,78,84,
56,56,16,16,48,48,112,80,80,152,
128,0,0,0,0,0: REM position f1
90 DATA 0,0,0,0,0,0,0,0,0,0,0,14
1,78,84,56,56,16,16,48,48,112,80
,80,152,128: REM position f2
800 POKE 23607,118
900 FOR x=0 TO 30
910 PRINT AT 9,x;CHR$ 48: NEXT
x
1000 LET z=31
1010 FOR m=0 TO 30: FOR n=0 TO 1
5 STEP 4
1020 PAUSE 5
1030 PRINT AT 7,m;CHR$ (32+n);CH
R$ (33+n);AT 8,m;CHR$ (34+n);CHR
$ (35+n): NEXT n: NEXT m
1040 FOR y=7 TO 18: FOR n=0 TO 3
STEP 3
1050 PAUSE 1
1060 PRINT AT y,31;CHR$ (49+n);A
T y+1,31;CHR$ (50+n);AT y+2,31;C
HR$ (51+n): NEXT n: NEXT y
1100 FOR n=0 TO 1: PAUSE 1: FOR
m=0 TO 1-n
1110 PRINT AT 19+n,31;CHR$ (49+m
*3)
1120 FOR y=z TO z-9 STEP -1
1130 PRINT AT 21,y: INK 2;CHR$ 4
8: NEXT y
1140 LET z=y: NEXT m: NEXT n
1150 PRINT AT 21,0: INK 2;CHR$ 4

```

```

8: INK 2;CHR$ 48;AT 20,31;CHR$ 3
5;AT 21,31;CHR$ 35
1200 POKE 23692,13
1205 FOR n=0 TO 11
1210 PRINT CHR$ 35: NEXT n
1220 FOR n=22816 TO 22848
1230 POKE n,56: NEXT n
1240 GO TO 1000
1900 REM POKE 23607,60 to get
back to original character set
1 REM "graphics 1"- man
10 FOR n=0 TO 15
20 READ d: POKE USR "a"+n,d: N
EXT n
60 DATA 0,0,0,BIN 00000110,BIN
00000110,BIN 00001000,BIN 00011
100,BIN 00011010,BIN 00101010,BI
N 01001000,BIN 00011000,BIN 0010
0100,BIN 00100100,BIN 01000010,B
IN 10000010,BIN 10000011
1020 FOR n=0 TO 30
1030 PRINT AT 7,n;" ";CHR$ 144;A
T 8,n;" ";CHR$ 145: PAUSE 5: NEX
T n
1 REM "graphics 2"- man walki
ng
10 FOR n=0 TO 135
20 READ d: POKE USR "a"+n,d: N
EXT n
30 DATA 0,0,0,1,1,2,2,6,0,0,0,
128,128,0,0,0,7,7,6,14,26,34,18,
3,0,0,0,0,0,0,0: REM position
1
40 DATA 0,0,0,0,0,0,0,0,0,0,0,
96,96,128,128,128,0,0,0,0,1,1,2,
1,192,192,128,128,128,128,192,0:
REM position 2
50 DATA 0,0,0,0,0,0,0,0,0,0,0,
24,24,32,96,112,0,0,0,0,0,0,1,0,
168,168,32,00,136,138,4,128: REM
position 3
60 DATA 0,0,0,0,0,0,0,0,0,0,0,
6,6,8,28,26,0,0,0,0,0,0,0,42,7
2,24,20,36,66,130,131: REM posit
ion 4
70 DATA 255,0,0,0,0,0,0,0,0
900 FOR x=0 TO 30
910 PRINT AT 9,x;CHR$ 160: NEXT
x
1010 FOR m=0 TO 30: FOR n=0 TO 1
5 STEP 4
1020 PAUSE 5
1030 PRINT AT 7,m;CHR$ (144+n);C
HR$ (145+n);AT 8,m;CHR$ (146+n);
CHR$ (147+n): NEXT n: NEXT m

```


PUZZLING

PUZZLE PROG

This very basic computer program which, with very little adaptation, should run on most machines, asks you to sort out a tangled mess into four eight-lettered words.

At present the letters are stored in pairs in an array and you could, of course, produce the words:

COLOSSAL
CRIMINAL
COMPUTER
CALAMITY

on your screen just by changing the order of the pairs in the DATA statement.

This is definitely NON-U and is frowned upon. Anybody who would sink that low would never reach their keyboard again!

You are invited having typed in the program, to RUN it; your screen should produce the array:

SS	MI	AL	IN
LO	CO	CA	IM
UT	AL	TY	ER
MP	CO	CR	LA

At each turn enter three INPUTS; A and B give the column and row of the array pair to be moved and C the

DUCKSHOOT

McCoy's, despite the name, is probably the cheapest software house ever to rent an accommodation address in downtown Dorking.

Indeed, the most expensive part of all their products is the cassette holder.

Still, their fairground replica does actually run although the ducks don't even waddle and only three players can fire their six shots before the inevitable program crash.

It so happened that Nigel, Jane and Tracey in their first attempt managed to hit one duck with each shot; the bird, quite properly, disappearing from the screen. After the final shot had demolished the eighteenth duck the display briefly showed that they had each scored the same total before all went blank.

If Tracey hit more 20's than Nigel who hit more 10's than Jane you can work out which six ducks each shot, can't you?



```

10 DIM A$(4,4)
20 FOR J= 0 TO 3
30 FOR K= 0 TO 3
40 READ A$(J,K)
50 PRINT TAB (4*J, 4*K) A$(J,K)
60 NEXT K
70 NEXT J
80 DATA SS, LO, UT, MP, MI, CO, AL, CO, AL, CA, TY, CR, IN, IM, ER, LA
90 PRINT: PRINT
100 INPUT A,B,C
110 M$=A$(A,B)
120 IF C=0 THEN A$(A,B)=A$(3-A,3-B): A$(3-A,3-B)= M$: GOTO170
130 IF C=1 THEN A$(A,B)=A$(B,A): A$(B,A)=M$: GOTO170
140 D=A+1: IF D>3 THEN D=4-D
150 E=B-1: IF E<0 THEN E=4+E
160 A$(A,B)=A$(D,E): A$(D,E)=M$
165 ***REM Whatever you need to CLEAR THE SCREEN HERE ***
170 FOR J= 0 TO 3
180 FOR K= 0 TO 3
190 PRINT TAB (4*J, 4*K)A$(J,K)
200 NEXT K
210 NEXT J
220 GOTO 90
  
```

● Note: \$=string sign

particular kind of switch you wish to make. C can have the value 0, 1 or 2. Just how the switches are made is for you to work out — either by trial or by a study of the program. To save typing little or no error trapping routines are included so expect the worst if you try to put in illegal quantities. Just how few moves are needed to form the four words — ah, there's the puzzle!



Five of the most powerful and influential beings in the galaxy meet on board the orbiting space station of Far Funus.

Their declared intention is to bring peace to the galaxy by settling their differences, over the negotiating table, diplomatically. Secretly, each of these warlike beings hopes to outwit the other four and seize control of the galaxy for his empire once and for all.

There's Bezel from the Pirate Empire resplendent in his burgundy and magenta robes but a creature none of the others would trust as far as they could have thrown his feared and awesome ship, the good vessel Vespozian.




Illustration Stephen Gulbis

INTERSTELLAR INTRIGUE

Negotiate and
manoeuvre your way to
control of the galaxy
By Mike Singleton

All of the others are at a disadvantage when haughty Shazaz-Ka looks them in the eye. They dare not return the stare of this subtle diplomat from the powerful Sun Empire, for fear of being permanently blinded. He uses this advantage sparingly but his terrible frown falls most regularly on the ill-mannered Bezel.

In contrast, the brutish gesturing and roaring from infamously ill-tempered Tiaithan Lizard delegate Maachen, threatens to disrupt the proceedings at every turn. The others excuse his behaviour by making allowances for his being out of his natural amphibious

environment but they are not so quick to dismiss the threat his numerous blue-embled Water Empire forces pose.

No-one has ever discovered the name of the anonymous Ice Warrior, whose features remain hidden behind a glacier mask and whose grating voice is disguised by the crackling breathing apparatus that serves him on this mission. He represents the weak and much-scattered Dead Empire, whose voice at these proceedings is only heard because no other empire can take control of the inhospitable planets and dying stars where they live.

But while they look

down on the primitive resources of the Dead Empire and the irony that these most lifeless of beings have chosen vibrant green as the distinguishing colour of their poorly-equipped fleets, the others keep one wary eye on his ice-axe. And all know the value of an ally capable of inhabiting planets where no-one else can visit — let alone live.

Lastly comes Grakta of the Bloodline Empire. Traditionally the rulers of this galaxy and let none estimate his cunning which is the result of 27 generations of careful cloning.

His power relies on the Bloodline's long control of the stellar energy, but

now it is under fierce attack from all sides — yet knowing Grakta he may still win the day.

The five are sat around a board, with their base stars, outlying stars and fleets on it. As the fortunes of galactic war ebb and flow before them they argue, connive, ally and betray to gain the upper hand for their respective empires.

Any is capable of wresting complete control, but each must use the others in brief alliances, all will try to prevent any other from becoming too powerful. It's diplomacy on a cosmic scale for two-five players and no holds are barred.

THE RULES

TURNS

Players take it in turn to make their moves. The order of play is decided randomly by the computer at the beginning of the game. For each star a player owns at the beginning of his turn, he gets one movement point.

During his turn he uses these movement points in moving fleets, rotating fleets and firing at other fleets.

The player does not have to use all his movement points and in fact can use none if he so wishes. Movement points, however, cannot be "saved up" for the next turn. If they are not used, they are lost.

A player with no movement points misses his turn. This does not necessarily mean he is out of the game. If he still has some fleets left, the actions of another player may still enable him to capture a star without even moving and then he will find himself back in the game!

MOVING A FLEET

Moving a fleet one space costs one movement point. A fleet can only move into an adjacent empty space. A fleet must move forward, left or right.

It cannot move backwards. Once it has moved, it will be pointing in the direction it travelled. A player, of course, can only move his own fleets.

New fleets can be created at stars a player owns. To bring a new fleet into existence, the player simply makes a move from the star into an adjacent empty space. This move can be in any of four directions, north, east, south or west.

ROTATING A FLEET

Rotating a fleet costs one movement point. The fleet can rotate through 90 or 180 degrees. When rotating, the fleet remains in the same space and simply changes direction. To rotate a fleet, the player must own it.

FIRING AT A FLEET

Firing at a fleet costs one movement point. A player can fire from any star or fleet he owns at a fleet in an adjacent space. If he fires from a star, he can fire north, south, east or west. If he fires from a fleet, he must fire in the direction the fleet is pointing. The target fleet is always destroyed, even if it belongs to the player himself! Stars cannot be fired at or destroyed.

CHANGE OF OWNERSHIP

Ownership of a fleet or star can change as a result of movement, rotation or firing. It always depends on the new situation created by a player's action and any changes of ownership take effect immediately.

Ownership is determined by the fleets "attacking" that star or fleet. A fleet is said to be attacking another fleet or star when:

- 1) It is adjacent to that fleet or star.
- 2) It is pointing directly at that fleet or star.
- 3) If it is attacking a fleet, the two fleets **are not** pointing towards each other. A fleet cannot attack a fleet that is pointing towards it. Therefore, fleets pointing towards each other do not affect each other.

The following rules govern the ownership of stars and fleets:

- 1) If no fleets are attacking, ownership of a fleet or star does not change.

- 2) If there are **ONLY** neutral fleets attacking it, the fleet or star becomes neutral itself.
- 3) If each of the attacking players has an equal number of fleets attacking it, the fleet or star becomes neutral.
- 4) If any player has more fleets attacking it than any other player, then the star or fleet is captured by that player and becomes his star or fleet.
- 5) Neutral fleets are only counted as attacking fleets if no other players' fleets are involved.

Each move a player makes involves a potential change in ownership of surrounding fleets and stars. In certain situations, chain reactions can occur. Imagine, for example, a line of fleets pointing towards each other. If ownership of the first fleet in the line changes, this will cause ownership of the next to change and then the next again. Such changes take effect **immediately**, not just at the end of a player's turn.

DURING MOVEMENT OF A FLEET

- 1) Removes fleet from map. Checks for changes.
- 2) Puts fleet in new position. Checks for change in ownership of that fleet.
- 3) Checks for changes in ownership of newly attacked fleet or star and any connected fleets.

DURING ROTATION OF A FLEET

- 1) Rotates fleet. Checks for change in ownership of the star or fleet that **was** under attack.
- 2) Checks for change in ownership of rotated fleet.
- 3) Checks for change in ownership of newly attacked fleet or star.

AFTER FIRING

- 1) Check for change in ownership of fleet or star that the destroyed fleet **was** attacking.

All checks for changes in ownership always involve a check on any connected fleets or stars, so chain reactions may occur in any stage of the checking.

WINNING

The object of the game is to bring peace to the galaxy. The winner, therefore is the only player left who can make a move. To win, you must leave the other players with no stars and thus no movement points.

THE CONTROLS

C = CHOOSING
M = MOVING
R = ROTATING
F = FIRING
E = END YOUR TURN
S = SAVE THE GAME
ON TAPE

CURSOR KEYS are used for direction of movement, rotation or firing. They are also used to control the movement of the square cursor during the CHOOSING option.

In the CHOOSING option you can move the square cursor to any fleet or star you own. You can also choose any of the other options. When you choose to move, rotate or

fire, the fleet or star will begin to flash. Then you press a direction key and the action will occur. You return to CHOOSING automatically after rotation or firing but during MOVING you must return by pressing C.

E enables you to end your turn at any stage. But only when CHOOSING.

S enables you to save the game on tape at any stage. When loaded back in, the program will recreate the exact conditions that held when you pressed S. All you need to do after pressing S is give the saved game a filename.



Illustration: Stephen Gubis

```

1 DIM p$(6,10)
2 DIM x(4): DIM y(4): DIM n(7)
3 DIM m(7)
4 LET x(1)=-1: LET y(1)=0
5 LET x(2)=0: LET y(2)=1
6 LET x(3)=0: LET y(3)=-1
7 LET x(4)=1: LET y(4)=0
8 GO SUB 600
9 GO SUB 140
10 GO SUB 100
11 GO SUB 110
12 GO SUB 130
13 GO SUB 150
14 GO SUB 190
15 PAPER 0: BRIGHT 1: BORDER 0
16 CLS
17 GO SUB 160
18 LET p=2: LET lp=1
19 LET m=m(p): IF m=0 THEN GO
20 TO 23
21 GO SUB 170: GO SUB 200: IF
22 s="s" THEN GO TO 30
23 LET lp=p
24 LET p=p+1: IF p=7 THEN LET
25 p=2
26 GO TO 20
27 REM -----
28 REM save game on tape
29 REM -----
30 INPUT "SAVING! GAME NAME =
31 ";f$ IF LEN f$>10 THEN GO TO 3
32
33 SAVE f$ LINE 40
34 GO TO 21
35 REM -----
36 REM autostart saved game
37 REM -----
38 PAPER 0: BRIGHT 1: BORDER 0
39 CLS
40 RESTORE: GO SUB 100: GO SU
41 B 160
42 GO TO 21
43 REM -----
44 REM read in graphics data
45 REM -----
46 FOR b=0 TO 159: READ n: POK
47 n,USR "a"+b,n: NEXT b: RETURN
48 REM -----
49 REM read in block data
50 REM -----
51 FOR b=1 TO 7: FOR y=1 TO 2:
52 READ b$(b,y): NEXT y: NEXT b: R
53 ETURN
54 REM -----
55 REM print block
56 REM -----
57 INK c: PRINT AT y*2,x*2-2;b
58 $(b,1): PRINT AT y*2+1,x*2-2;b$(
59 b,2): RETURN
60 REM -----
61 REM read in start positions
62 REM -----
63 FOR c=2 TO 6: READ x,y: LET
64 s$(x,y)="5": IF m(c)=0 THEN GO
65 TO 132
66 LET c$(x,y)=STR$ c
67 NEXT c: RETURN
68 REM -----
69 REM set up arrays
70 REM -----
71 DIM b$(7,2,2)
72 DIM v$(16,10)
73 DIM c$(16,10)
74 FOR x=1 TO 16: LET s$(x)=""
75 6666666666: LET c$(x)=""
76 7777777777
77 NEXT x: RETURN
78 REM -----
79 REM generate starmap
80 REM -----

```

```

150 FOR s=1 TO 25
151 LET x=1+INT (RND*16): LET y
152 =1+INT (RND*10): IF s$(x,y)<>"6"
153 THEN GO TO 151
154 IF x>1 THEN IF s$(x-1,y)<>
155 "6" THEN GO TO 151
156 IF x<16 THEN IF s$(x+1,y)<
157 ">"6" THEN GO TO 151
158 IF y>1 THEN IF s$(x,y-1)<>
159 "6" THEN GO TO 151
160 IF y<10 THEN IF s$(x,y+1)<
161 ">"6" THEN GO TO 151
162 LET s$(x,y)="5": NEXT s: RE
163 TURN
164 REM -----
165 REM print starmap
166 REM -----
167 FOR y=1 TO 10: FOR x=1 TO 1
168 6: LET b=VAL s$(x,y): LET c=VAL
169 c$(x,y): GO SUB 120: NEXT x: NEX
170 T y: RETURN
171 REM -----
172 REM print title & player
173 REM -----
174 BORDER p: PAPER p: INK 0: B
175 RIGHT 0: PRINT AT 0,0;p$(p);
176
177 LLAR INTRIGUE " INTERSTE
178 171 PRINT AT 0,23;"MOVES=" ;m:
179 INPUT ""
180 172 IF lp<>p THEN PAPER 0: BRI
181 GHT 1: RETURN
182 173 PRINT AT 0,10; FLASH 1; PAP
183 ER 0; INK 7; BRIGHT 1;" WINNER
184 "
185 174 FOR k=1 TO 50: BEEP .1,9: B
186 EEP .1,12: NEXT k

```

```

175 GO TO 175
176 REM -----
177 REM flash block & key test
178 REM -----
179 FLASH 1: LET c=p: LET b=VAL
180 s$(x,y): GO SUB 120
181 LET i$=INKEY$: IF i$="n" OR
182 i$="f" OR i$="m" OR i$="r" OR i
183 $="e" THEN RETURN
184 GO TO 181
185 REM -----
186 REM generate neutral fleets
187 REM -----
188 FOR s=1 TO 70
189 LET x=1+INT (RND*16): LET y
190 =1+INT (RND*10): IF s$(x,y)<>"6"
191 THEN GO TO 191
192 LET b=1+INT (RND*4): LET nx
193 =x+x(b): LET ny=y+y(b): IF nx=0
194 OR nx=17 OR ny=0 OR ny=11 THEN
195 GO TO 194
196 193 IF c$(nx,ny)<>"7" THEN LET
197 b=5-b
198 LET s$(x,y)=STR$ b: NEXT s:
199 RETURN
200 REM -----
201 REM select move location
202 REM -----
203 LET x=8: LET y=5
204 201 PRINT AT 0,10; FLASH 1; PAP
205 ER 0; INK 7;" CHOOSING ": BEEP
206 .5,9
207 202 GO SUB 500
208 205 IF i$="n" THEN GO SUB 250
209 206 IF i$="r" THEN GO SUB 300
210 207 IF i$="f" THEN GO SUB 350
211 210 IF i$="e" OR i$="s" THEN R

```



```

RETURN
220 GO TO 201
247 REM -----
248 REM move fleet
249 REM -----
250 FLASH 1: PRINT AT 0,10; PAP
ER 0; INK 7;"MOVING FLEET"
251 LET i$=INKEY$: IF (i$<"5" O
R i$>"8") AND i$<>"c" THEN GO T
O 251
252 IF i$="c" THEN RETURN
253 LET i=VAL i$-4
254 LET nx=x+x(1): LET ny=y+y(1
): IF nx=0 OR nx=17 OR ny=0 OR n
y=11 THEN GO TO 251
255 IF s$(nx,ny)<>"6" THEN GO
TO 251
256 IF b=5 THEN FLASH 0: GO SU
B 120: GO TO 261
257 IF i+b=5 THEN GO TO 251
258 LET ob=b: FLASH 0: LET c=7:
LET b=6: GO SUB 120
259 LET c$(x,y)="7": LET s$(x,y
)=STR$ b
260 LET b=ob: GO SUB 400
261 LET x=nx: LET y=ny: LET c=p
: LET b=i: FLASH 1: GO SUB 120:
LET c$(x,y)=STR$ c: LET s$(x,y)=
STR$ b
262 GO SUB 401: LET x=nx: LET y
=ny: LET c=VAL c$(x,y): LET b=i
263 GO SUB 400
268 FLASH 0: LET m=m-1: PRINT A
T 0,30; BRIGHT 0; PAPER 8; INK 0
;m;" "
269 BEEP .4,12
270 IF m=0 THEN LET i$="e": FL
ASH 0: GO SUB 120: RETURN
275 IF c$(x,y)<>STR$ p THEN FL
ASH 0: GO SUB 120: RETURN
280 GO TO 251

```

```

297 REM -----
298 REM rotate fleet
299 REM -----
300 FLASH 1: PRINT AT 0,10; PAP
ER 0; INK 7;" ROTATING "
301 LET i$=INKEY$: IF (i$<"5" O
R i$>"8") AND i$<>"c" THEN GO T
O 301
302 IF i$="c" THEN BEEP .5,9:
RETURN
303 LET i=VAL i$-4: IF i=b THEN
GO TO 301
304 LET ob=b: FLASH 0: LET b=i:
GO SUB 120: LET s$(x,y)=STR$ b:
LET b=ob: GO SUB 400: LET b=i:
GO SUB 401: GO SUB 400
305 LET m=m-1: PRINT AT 0,30; B
RIGHT 0; PAPER 8; INK 0;m;" "
306 BEEP .4,12
307 IF m=0 THEN LET i$="e"
308 RETURN
347 REM -----
348 REM fire at fleet
349 REM -----
350 FLASH 1: PRINT AT 0,10; PAP
ER 0; INK 7;" FIRING "
351 LET i$=INKEY$: IF (i$<"5" O
R i$>"8") AND i$<>"c" THEN GO T
O 351
352 IF i$="c" THEN BEEP .5,9:
RETURN
353 LET i=VAL i$-4: IF b<>5 AND
i<>b THEN GO TO 351
354 LET nx=x+x(1): LET ny=y+y(1
): IF nx=0 OR nx=17 OR ny=0 OR n
y=11 THEN GO TO 351
355 IF s$(nx,ny)>"4" THEN GO T
O 351
356 LET ob=b: LET oc=c: LET ox=
x: LET oy=y: LET x=nx: LET y=ny
357 FOR f=1 TO 10: BEEP .05,15:

```

```

BEEP .05,10: NEXT f
358 LET i=VAL s$(x,y): FLASH 0
LET b=6: GO SUB 120: LET s$(x,y
)="6": LET c$(x,y)="0": LET b=i
GO SUB 424
359 LET c=VAL c$(x,y): GO SUB 1
20: LET m=m-1: PRINT AT 0,30; B
RIGHT 0; PAPER 8; INK 0;m;" "
360 IF m=0 THEN LET i$="e"
361 RETURN
397 REM -----
398 REM check fleet or star
399 REM -----
400 LET ox=x: LET oy=y: LET ob=
b: LET oc=c: GO TO 424
401 LET ox=x: LET oy=y: LET ob=
b: LET oc=c
402 FOR k=2 TO 7: LET n(k)=0: N
EXT k: LET c1=0: LET c2=0: LET n
=0: LET hc=c: LET en=1
403 FOR d=1 TO 4: IF d=b THEN
GO TO 410
404 LET ax=x+x(d): LET ay=y+y(d
): IF ax=0 OR ax=17 OR ay=0 OR a
y=11 THEN GO TO 410
405 LET ab=VAL s$(ax,ay): IF d=
ab<>5 THEN GO TO 410
406 LET ac=VAL c$(ax,ay): LET n
(ac)=n(ac)+1: IF n(ac)<hn OR ac=
7 THEN GO TO 410
407 IF n(ac)=hn THEN LET en=1:
GO TO 410
408 LET hn=n(ac): LET hc=ac: LE
T en=0
410 NEXT d
411 IF en=0 THEN GO TO 420
412 IF hn>0 OR n(7)>0 THEN LET
hc=7
420 IF hc=c THEN GO TO 430
421 IF b=5 THEN LET m(c)=m(c)-
1: LET m(hc)=m(hc)+1

```

RUNS ON A BBC MODEL B. CONVERTED BY STEVE WILLIS

Loaded in two parts 1. "INTRIGE" 2. (loaded automatically by 1.) "INT#2"

The major problem with this conversion was the need to use the BBC MODE2 to gain the required colours for more than two players. Again this led to the further problem of needing 32 character width on a 20 character display.

The game uses all 32 characters, by displaying pair together, to give 16 large characters. Rearranging the characters to only use 16 meant a rather sick display. In the end I redesigned the Spectrum characters so that they can be overlapped.

This overlap is achieved by printing the left-hand character, then back spacing (using the VDU5 graphics motion of the cursor) by a character width. Finally the right-hand half of the character is printed. Thus 2 characters which would take 128

pixels (2x64) now take 96 pixels (64 - 32 + 64). With 1280 pixels across this still isn't enough.

By then reducing the 'used' amount of each character in the X direction to 5/8ths we further reduce the character to 80 pixels wide. This gives us 32 across! In the Y direction we have 30 available lines so there is no problem except to match the final shapes. This all sounds complicated but is achieved in the end by rewriting the character definitions in "INTRIGE" and then line 120 in "INT#2" does everything!

Now the second effect of using MODE2, is the lack of space available for variables; or to be more precise for string variables. This game in its original form used two large string arrays and this proved impossible on the BBC. This has been overcome by storing the display information, previously held in S\$(X,Y) & C\$(X,Y), by POKEing in the spare areas of the

```

10MODE7
20DIMP$(6),M$(7)
30REM" **ENTER PLAYERS**"
40CLS
50PRINTTAB(0,2)CHR$(131)CHR$(
157)
60FORI%=3TO4:PRINTTAB(0,I%)CH
R$(131)CHR$(141)CHR$(255)CHR$(25
5)CHR$(255)" INTERSTELLAR INT
RIGUE "CHR$(255)CHR$(255)CHR
$(255):NEXT

```

```

70PRINTTAB(0,5)CHR$(131)CHR$(
157)
80PRINT""TAB(4)" Designed by
Mike Singleton for"":FORI%=6TO7
:PRINTTAB(7)CHR$(141)" COMPUTER
& VIDEO GAMES":NEXT:PRINT"" B
BC micro translation by Steve Wi
llis"
90PRINTTAB(0,19)" THIS GAME C
AN BE PLAYED BY AS FEW AS"" TWO
PLAYERS, OR AS MANY AS FIVE.""

```



```

422 LET c=hc: LET c$(x,y)=STR$
c: FLASH 0: GO SUB 120: BEEP .3,
17
423 IF b=5 THEN GO TO 430
424 LET x=x+x(b): LET y=y+y(b):
IF x=0 OR x=17 OR y=0 OR y=11 T
HEN GO TO 430
425 LET b=VAL c$(x,y): IF b=6 T
HEN GO TO 430
426 LET c=VAL c$(x,y): GO TO 40
2
430 LET x=ox: LET y=oy: LET c=c
c: LET b=ob: RETURN
497 REM -----
498 REM cursor & key test
499 REM -----
500 FLASH 0: OVER 1: LET c=0: L
ET b=7: GO SUB 120
510 LET i=INKEY$: IF (i$<"5" O
R i$<"8") AND i$<"r" AND i$<"m
" AND i$<"f" AND i$<"e" AND i$
<"s" THEN GO TO 510
515 IF (i$="5" AND x=1) OR (i$=
"8" AND x=16) OR (i$="7" AND y=1
) OR (i$="6" AND y=10) THEN GO
TO 510
520 IF (i$<"5" OR i$<"8") AND c
$(x,y)<>STR$ p AND i$<"e" AND i
$<"s" THEN GO TO 510
521 IF i$="r" AND c$(x,y)>"4" T
HEN GO TO 510
525 GO SUB 120: OVER 0
526 IF i$="e" OR i$="s" THEN F
LASH 0: RETURN
530 IF i$<"5" OR i$<"8" THEN L
ET b=VAL c$(x,y): LET c=p: FLASH
1: GO SUB 120: BEEP .5,9: RETUR
N
540 LET i=VAL i$-4: LET x=x+x(i
): LET y=y+y(i): GO TO 500
597 REM -----
598 REM enter players
599 REM -----
600 DIM p$(6,10): OVER 0: FLASH
0: BRIGHT 0: INK 7: PAPER 1: BO
DER 1: CLS

```

```

604 PRINT AT 0,3: INK 0: PAPER
6:"
605 PRINT AT 1,3: INK 0: PAPER
6:" INTERSTELLAR INTRIGUE "
606 PRINT AT 2,3: INK 0: PAPER
6:"
610 PRINT : PRINT "Designed by
Mike Singleton for"
615 PRINT : PRINT "    COMPUTER
& VIDEO GAMES"
620 PRINT AT 10,0:"This game ca
n be played by as few as two p
layers or as many as five. Ple
ase enter how many are people a
re going to play."
625 INPUT "Number of players =
":np: IF np<>INT np OR np<2 OR n
p>5 THEN GO TO 625
630 PRINT AT 10,0:"You have cho
sen a ";np;"-player game.Please
enter each player's name.Up to n
ine letters are allowed for eac
h name."
635 PRINT AT 15,0:
640 FOR p=1 TO np
645 INPUT "Player's name = ":n$
: IF LEN n$>9 OR n$="" THEN GO
TO 645
650 LET c=INT (RND*5)+2: IF p$(
c)<>" " THEN GO TO 650
655 LET m(c)=1: LET p$(c)=n$: P
RINT p$(c)
660 NEXT p
665 PRINT : PRINT "Thankyou. Pl
ease wait a moment."
690 RETURN
4997 REM -----
4998 REM graphics data
4999 REM -----
5000 DATA 0,1,3,7,15,31,63,127
5010 DATA 0,128,192,224,240,248,
252,254
5020 DATA 254,252,248,240,224,19
2,128,0
5030 DATA 127,63,31,15,7,3,1,0
5040 DATA 0,7,31,63,63,127,127,1

```

```

27
5050 DATA 0,224,248,252,252,254,
254,254
5060 DATA 127,127,127,63,63,31,7
,0
5070 DATA 254,254,254,252,252,24
0,224,0
5080 DATA 15,15,15,15,15,15,0
5090 DATA 240,240,240,240,240,24
0,240,0
5100 DATA 0,15,15,15,15,15,15
5110 DATA 0,240,240,240,240,240,
240,240
5120 DATA 0,0,0,0,127,127,127,12
7
5130 DATA 127,127,127,127,0,0,0,
0
5140 DATA 0,0,0,0,254,254,254,25
4
5150 DATA 254,254,254,254,0,0,0,
0
5160 DATA 255,128,128,128,128,12
8,128,128
5170 DATA 255,1,1,1,1,1,1,1
5180 DATA 128,128,128,128,128,12
8,128,255
5190 DATA 1,1,1,1,1,1,1,255
5197 REM -----
5198 REM block data
5199 REM -----
5200 DATA "ao","dp"
5210 DATA "kl","dc"
5220 DATA "ab","ij"
5230 DATA "mb","nc"
5240 DATA "ef","gh"
5250 DATA " ", " "
5260 DATA "qr","st"
5297 REM -----
5298 REM startup data
5299 REM -----
5300 DATA 0,1
5310 DATA 1,4
5320 DATA 16,4
5330 DATA 4,10
5340 DATA 13,10

```

computer where no Basic may venture.

For this I have used &AOO to &BFF and the program now PEEKs and POKEs these areas. The relationship is as follows:—

SS(X,Y) becomes $?(2816 + 10 \cdot X\% + Y\%)$

CS(X,Y) becomes $?(2560 + 10 \cdot X\% + Y\%)$

As X=16 & Y=10 are the maxima, one can calculate that there is an unused gap from 2731 to 2826. In fact these locations are used when saving a game (we will discuss this in a minute).

Thus the SS(X,Y) & CS(X,Y) strings have been replaced throughout and, as in all the games, X% & Y% etc. (integer variables) have been used. In fact as the data storage is numeric in the game this is more efficient than evaluating VAL (string) all the time as in the SPECTRUM version.

Now to SAVEing and LOADING games. SAVEing a game is achieved by storing a machine code dump of locations &AOO to &BAA in the file named "INTINT" on tape or disc. At the time a

SAVE is requested, the player's names, number of moves allowed, and player colours are loaded as an ASCII dump into the spare area from 2731 to 2816 (lines 31 to 38). The whole data stream is then SAVED.

The option of LOADING a saved game is selected at the start of the first program. If an "S" is entered instead of the number of players, then when the main program has loaded the player puts a previously saved game tape in the recorder and it will be loaded. The game is then running.

With tape storage several saved games can be stored on one tape or several tapes. However they are all called "INTINT" this could be modified if you wish quite simply. Both SAVE & LOAD work correctly to a disc system.

Finally PAGE has again been set to &1200 if a disc system interface is in use, or &EOO if not. This allows the use of MODE2 with disc versions of the game.

```

" PLEASE ENTER THE NUMBER OF PLA
YERS FOR"" THIS GAME :-      ( 0
FOR A SAVED GAME)"
95INPUTTAB(13,23)" ",N$
100IFN$="S"THEN N$="0" ELSE IF
VAL(N$)<2 OR VAL(N$)>5 THENVDU7:
GOTO90
110VDU23,224,0,0,6,6,14,30,62,
62
120VDU23,225,0,0,0,96,112,120,
124,124

```

```

130VDU23,226,124,124,120,112,9
6,96,0,0
140VDU23,227,62,62,30,14,6,0,0
,0
150VDU23,228,0,15,31,31,63,63,
127,127
160VDU23,229,0,240,248,248,252
,252,254,254
170VDU23,230,127,127,63,63,31,
31,15,0
180VDU23,231,254,254,252,252,2

```



```

48,248,240,0
190VDU23,232,6,6,6,6,6,6,6,0
200VDU23,233,240,240,240,240,2
40,240,240,0
210VDU23,234,0,6,6,6,6,6,6,6
220VDU23,235,0,240,240,240,240
,240,240,240
230VDU23,236,0,0,0,0,0,126,126
,126
240VDU23,237,126,126,126,0,0,0
,0,0
250VDU23,238,0,0,0,0,0,252,252
,252
260VDU23,239,252,252,252,0,0,0
,0,0
270VDU23,240,255,128,128,128,1
28,128,128,128
280VDU23,241,255,1,1,1,1,1,1,1
290VDU23,242,128,128,128,128,1
28,128,128,255
300VDU23,243,1,1,1,1,1,1,1,255
305VDU23,244,255,255,255,255,2
55,255,255,255
310P%=VAL(N%)
320IFPAGE<>&E00THENPAGE=&1200
330CHAIN"INT#2"
340END
>LIST
0MODE7
1DIMP$(6),X$(4),Y$(4),N$(7),
M$(7),B$(7,2)
2X$(1)=-1:Y$(1)=0:X$(2)=0:Y$(
2)=1:X$(3)=0:Y$(3)=-1:X$(4)=1:Y
$(4)=0
3FORI%=11TO170:?(2816+I%)=0:
?(2560+I%)=0:NEXT
4NP%=P%:GOSUB110:IFNP%=0THEN
GOTO40
5FLASH=0
10GOSUB600
11GOSUB145
14GOSUB130
15GOSUB150
16GOSUB190
17REM**SCREEN COLOURS**
18GOSUB160
19P%=2:LP%=1
20M%=M%(P%):IFM%=0THEN23
21GOSUB170:GOSUB200:IFI$="S" T
HEN30
22C%=0:B%=7:FLASH=0:GOSUB120:
LP%=P%
23P%=P%+1:IFP%=7THENP%=2
24GOTO20
30MODE7:PRINTTAB(3,7)" THE GA
ME WILL BE SAVED WITH"TAB(9)" T
HE NAME INTINT"" PLEASE START
TAPE RECORDER AND WAIT"
31?2816=NP%
32FORI%=1TONP%:IF LEN(P$(I%))

```



```

<10 THEN P$(I%)=P$(I%)+STRING$(1
0-LEN(P$(I%)), " "):NEXT
33FORI%=2TO6:FORJ%=1TO10:?(27
31+J%+I%*10)=ASC(MID$(P$(I%),J%,
1)):NEXT:NEXT
34?2802=LP%:?2803=P%:FORI%=2T
06:?(2804+I%)=M%(I%):NEXT
35$SAVE"INTINT" 0A00 +01AA 0A
00
37PRINT"" PLEASE STOP THE
TAPE RECORDER "
38END
40CLS:PRINTTAB(2,6)" POSITION
THE FILE INTINT, THEN""
PLEASE START THE TAPE RECORDER":
*LOAD"INTINT"
41NP%=?2816
42FORI%=2TO6:FORJ%=1TO10:P$(I
%)=P$(I%)+CHR$(?(2731+J%+I%*10))
:NEXT:NEXT
43LP%=?2802:P%=?2803:FORI%=2T
06:M%(I%)=?(2804+I%):NEXT
46FLASH=0:GOSUB160
47GOTO21
108REM" **READ IN BLOCK DATA**
"
110RESTORE5200:FORB%=1TO7:FORJ
%=1TO2:READB$(B%,J%):NEXT:NEXT:R
ETURN
118REM" **PRINT BLOCK**"
120GCOLOR,C%+FLASH*8:MOVEX%*80-
80,(24-Y%*2)*40+40:PRINTCHR$(ASC

```



```

(B*(B%,1))+159);:PLOT0,-32,0:PRI
NTCHR$(ASC(RIGHT$(B*(B%,1),1))+1
59):MOVEX%*80-80,(23-Y%*2)*40+48
:PRINTCHR$(ASC(B*(B%,2))+159);
125PLOT0,-32,0:PRINTCHR$(ASC(R
IGHT$(B*(B%,2),1))+159):RETURN
128REM" **READ IN START POSITIO
NS**"
130FORC%=2TO6:READX%,Y%:(2816
+X%*10+Y%)=5:IFM%(C%)=0THEN132
131?(2560+X%*10+Y%)=C%
132NEXT:RETURN
138REM" **SET UP ARRAYS**"
145FORY%=1TO10:FORX%=1TO16:(2
816+X%*10+Y%)=6:(2560+X%*10+Y%)
=7:NEXT:NEXT:RETURN
148REM" **GENERATE STARMAP**"
150FORS%=1TO25
151X%=RND(16):Y%=RND(10):IF?(2
816+X%*10+Y%)<>6THEN151
152IFX%>1THENIF?(2816+X%*10+Y%
-1)<>6THEN151
153IFX%<16THENIF?(2816+X%*10+Y
%+1)<>6THEN151
154IFY%>1THENIF?(2816+X%*10+(Y
%-1)<>6THEN151
155IFY%<10THENIF?(2816+X%*10+(
Y%+1)<>6THEN151
156?(2816+X%*10+Y%)=5:NEXT:RET
URN
158REM" **PRINT STARMAP**"
160MODE2:VDU5:FORY%=1TO10:FORX
%=1TO16:B%=(2816+X%*10+Y%):C%=(
2560+X%*10+Y%):GOSUB120:NEXT:NE
XT:RETURN
168REM" **PRINT TITLE & PLAYER
**"
170PROCWIPE(100):GCOL0,P%:MOVE
256,1000:PRINT"INTERSTELLAR":MOV
E384,964:PRINT"INTRIGUE":MOVE0,1
00:PRINTP$(P%):TAB(11)"MOVES=";
M%
171MOVE0,120:PLOT5,1280,120:MO
VE0,928:PLOT5,1280,928
172IFLP%<>P%THENGCOL0,128:RETU
RN
173PROCWIPE(32):GCOL0,9:MOVE0,
64:PRINTTAB(6)"WINNER"
174SOUND1,-15,100,50:SOUND2,-1
5,53,25:SOUND3,-15,75,50:SOUND2,
-15,125,25:REM" **WINNING TUNE**
"
175END
178REM" **FLASH BLOCK AND KEY
TEST**"
180C%=P%:B%=(2816+X%*10+Y%):G
OSUB120
181I$=INKEY$(5):IFI$="N"ORI$="
F"ORI$="M"ORI$="R"ORI$="E"THENRE
TURNELSE181
188REM" **GENERATE NEUTRAL FLE
ETS**"

```

EXAMPLES OF ATTACKS

BEFORE

AFTER



No change because fleets are pointing towards each other.



Only a neutral fleet is involved. Therefore it effects ownership.



The red fleet is not actually attacking because the central fleet is pointing at it.



The red fleet is also attacking. Therefore the neutral fleet has no effect.



Red has a majority of attacking fleets, so ownership goes to red.



Example of a chain reaction.



```

190FORS%=1TO70
191X%=RND(16):Y%=RND(10):IF?(2
816+X%*10+Y%)<>6THEN191
192B%=RND(4):NX%=X%+X%(B%):NY%
=Y%+Y%(B%):IFNX%=0ORNX%=170RNY%
=00RNY%=11THEN194
193IF?(2560+NX%*10+NY%)<>7THE
NB%=5-B%
194?(2816+X%*10+Y%)=B%:NEXT:RE
TURN
198REM" **SELECT MOVE LOCATION
**"
200X%=8:Y%=5
201PROCWIPE(32):MOVE384,32:GCO
L0,8:GCOL0,128:PRINT"CHOOSING":V
DU7
202GOSUB500
205IFI$="M"THENGOSUB250
206IFI$="R"THENGOSUB300
207IFI$="F"THENGOSUB350
210IFI$="E"ORI$="S"THEN RETURN
ELSE201
248REM" **MOVE FLEET**"
250PROCWIPE(32):MOVE256,32:GCO
L0,8:GCOL0,128:PRINT"MOVING FLEE
T"
251I$=INKEY$(5):IF(I$<"5"ORI$>
"8")AND(I$<"C")THEN:GOTO251
252IFI$="C"THEN FLASH=0:C%=P%:
B%=I%:GOSUB120:RETURN
253I%=VAL(I$)-4
254NX%=X%+X%(I%):NY%=Y%+Y%(I%):
IFNX%=00RNX%=170RNY%=00RNY%=11T
HEN VDU7:GOTO251

```




```

255 IF ?(2816+10*NXX+NYX)<>6 THEN
VDU7:GOTO251
256 IF B%=5 THEN FLASH=0:GOSUB120:
C%=0:B%=7:GOSUB120:GOTO261
257 IF I%+B%=5 THEN GOTO251
258 OB%=B%:FLASH=0:C%=0:B%=7:(28
16+X%*10+Y%):GOSUB120:B%=7:GOSUB
120
259 ?(2560+10*X%+Y%)=7:?(2816+1
0*X%+Y%)=6
260 B%=OB%:GOSUB400
261 X%=NXX:Y%=NYX:C%=P%:B%=I%:F
LASH=1:GOSUB120:?(2560+10*X%+Y%)
=C%:?(2816+10*X%+Y%)=B%
262 GOSUB401:X%=NXX:Y%=NYX:C%=?
(2560+10*X%+Y%):B%=I%
263 GOSUB400
268 GOSUB2000
269 VDU7
270 IF M%=0 THEN I$="E":FLASH=0:C%
=P%:GOSUB120:RETURN
275 IF ?(2560+10*X%+Y%)<>P% THEN F
LASH=0:C%=P%:?(2560+10*X%+Y%)=C%
:GOSUB120:RETURN
280 GOTO251
298 REM" **ROTATE FLEET**"
300 PROCWIPE(32):MOVE384,32:GCO
L0,8:GCOL0,128:PRINT"ROTATING":V
DU7
301 I$=INKEY$(5):IF(I$<"5"OR I$>
"8")AND I$<>"C" THEN 301
302 IF I$="C" THEN SOUND1,-15,3,1
0:RETURN
303 I%=VAL(I$)-4:IF I%=B% THEN 301
304 OB%=B%:FLASH=0:C%=0:GOSUB12
0:B%=I%:C%=P%:GOSUB120:?(2816+10
*X%+Y%)=B%:B%=OB%:GOSUB400:B%=I%
:GOSUB401:GOSUB400
305 GOSUB2000
307 IF M%=0 THEN I$="E"
308 RETURN
348 REM" **FIRE AT FLEET**"
350 PROCWIPE(32):MOVE448,32:GCO
L0,8:PRINT"FIRING":VDU7
351 I$=INKEY$(5):IF(I$<"5"OR I$>
"8")AND I$<>"C" THEN 351
352 IF I$="C" THEN VDU7:RETURN
353 I%=VAL(I$)-4:IF B%<>5 AND I%<>
B% THEN SOUND1,-15,1,5:GOTO351
354 NXX=X%+X%(I%):NYX=Y%+Y%(I%):
IF NXX=0 OR NXX=17 OR NYX=0 OR NYX=11 T
HEN SOUND1,-15,1,5:GOTO351
355 IF ?(2816+10*NXX+NYX)>4 THEN
SOUND1,-15,1,5:GOTO351
356 OB%=B%:OC%=C%:OX%=X%:OY%=Y%
:X%=NXX:Y%=NYX
357 SOUND0,-15,6,20
358 I%=? (2816+10*X%+Y%):B%=I%:F
LASH=0:C%=0:GOSUB120:?(2816+10*X

```

```

%+Y%)=6:?(2560+10*X%+Y%)=0:GOSUB
424
359 C%=? (2560+10*X%+Y%):GOSUB12
0:GOSUB2000
360 IF M%=0 THEN I$="E":RETURN
361 RETURN
398 REM" **CHECK FLEET OR STAR*
*"
400 OX%=X%:OY%=Y%:OB%=B%:OC%=C%
:GOTO424
401 OX%=X%:OY%=Y%:OB%=B%:OC%=C%
402 FOR K%=2 TO 7:NX(K%)=0:NEXT:C1
%=0:C2%=0:HN%=0:HC%=C%:EN%=1
403 FOR D%=1 TO 4:IF D%=B% THEN GOTO4
10
404 AX%=X%+X%(D%):AY%=Y%+Y%(D%):
IF AX%=0 OR AY%=17 OR AY%=0 OR AY%=11 T
HEN 410
405 AB%=?(2816+10*AX%+AY%):IF D%
+AB%<>5 THEN 410
406 AC%=? (2560+10*AX%+AY%):NX(A
C%)=NX(AC%)+1:IF N%(AC%)<HN% OR AC%
=7 THEN 410
407 IF N%(AC%)=HN% THEN EN%=1:GOTO
410
408 HN%=N%(AC%):HC%=AC%:EN%=0
410 NEXT
411 IF EN%=0 THEN 420
412 IF HN%>0 OR N%(7)>0 THEN HC%=7
420 IF HC%=C% THEN 430
421 IF B%=5 THEN M%(C%)=M%(C%)-1:M
%(HC%)=M%(HC%)+1
422 C%=HC%:?(2560+10*X%+Y%)=C%:
FLASH=0:GOSUB120:SOUND1,-15,17,5
423 FLASH=0:SC%=C%:SB%=B%:CX%=0:
B%=7:GOSUB120:B%=SB%:CX%=SC%:IF B%
=5 THEN 430
424 X%=X%+X%(B%):Y%=Y%+Y%(B%):I
FX%=0 OR X%=17 OR Y%=0 OR Y%=11 THEN 430
425 B%=? (2816+10*X%+Y%):IF B%=6 T
HEN 430
426 C%=? (2560+10*X%+Y%):GOTO402
430 X%=OX%:Y%=OY%:C%=OC%:B%=OB%
:RETURN
498 REM" **CURSOR & KEY TEST**"
500 C%=8:B%=7:FLASH=0:GOSUB120
510 I$=INKEY$(5):IF(I$<"5"OR I$>
"8")AND I$<>"R"AND I$<>"M"AND I$<>
"F"AND I$<>"E"AND I$<>"S" THEN 510
515 IF(I$="5"AND X%=1)OR(I$="8"AND
X%=16)OR(I$="7"AND Y%=1)OR(I$="
6"AND Y%=10) THEN 510
520 IF(I$<"5"OR I$>"8")AND ?(2560
+10*X%+Y%)<>P%AND I$<>"E"AND I$<>
"S" THEN 510
521 IF I$="R"AND ?(2816+10*X%+Y%)
>4 THEN 510
525 GOSUB120
526 IF I$="E"OR I$="S" THEN FLASH=0

```



```

:RETURN
530IFI$<"5"ORI$>"8"THENB%=? (28
16+10*XX%+Y%):C%=P%:FLASH=1:GOSUB
120:SOUND1,-15,9,10:RETURN
540C%=0:B%=7:FLASH=0:GOSUB120:
I%=VAL(I$)-4:XX%=XX%+X%(I%):Y%=Y%+
Y%(I%):GOTO500
598REM" **ENTER PLAYERS**"
600CLS
630CLS:PRINTTAB(3,6)" YOU HAVE
CHOSEN A ";NP%:" PLAYER GAME."
" PLEASE ENTER EACH PLAYER'S NA
ME. UP TO"" NINE LETTERS ARE AL
LOWED FOR EACH NAME."
640FORP%=1TONP%
645PRINTTAB(0,10+P%*2)" NAME O
F PLAYER ";P%:" :-":INPUTN$:IFL
EN(N$)>9ORN$=""THENPRINTTAB(0,10
+P%*2)STRING$(39," "):GOTO645

```

```

650C%=RND(5)+1:IFP$(C%)<>"THE
N650
655M%(C%)=1:P$(C%)=N$
660NEXT
665PRINT' " THANK YOU. PLEAS
E WAIT A MOMENT."
690RETURN
1000DEFPROCWIPE(U%)
1010MOVE0,U%:GCOLOR,0
1020FORZ%=0TO19:PRINTCHR$(244);
:NEXT
1030ENDPROC
2000PROCWIPE(100):M%=M%-1:GCOLOR
,P%:MOVE0,100:PRINTP$(P%):MOVE70
4,100:PRINT"MOVES=";M%:RETURN
4233FORI%=1TONP%:FORJ%=1TO10:
5200DATA0,DP,KL,DC,AB,IJ,MB,NC
EF,GH, , ,QR,ST
5300DATA0,1,1,4,16,4,4,10,13,10

```

RUNS ON AN ATARI 400/800. CONVERTED BY SIMON GOODWIN

In line 130 of this listing, the two string assignments are filled by pressing both Control and a comma symbol. The following four lines have certain sections to be printed in inverse video:—
 165 all the print statements
 1174 "Start" should be in inverse video
 1620 the first print statement
 1640 all print statements in inverse video
 And in the following lines some unprintable characters must be entered in number form and must be turned back to character form.

Line 830 includes 104,162,6,169,7,160,64,32,92,228,96
 This should be turned back to characters by using
 FOR J=1 TO 11: READ A: ?CHR\$(A)::NEXT J
 Line 160 includes 104,240,40,104,133,207,104,133,206,169,224,133,205,169,0,133,204,162,0,161,204,129
 206,230,204,208,8,230,205,165,205,201,228,240,8,230,206,208,236,230,207,208,232,96,0
 This should be turned back to characters by using
 FOR J=1 TO 45: READ A: ? CHR\$(A)::NEXT J

```

100 DIM A$(1024),B$(10):RT=PEEK(106):POKE
E 106,RT-8:GRAPHICS 18:POKE 16,64:POKE 5
3774,64
110 PMB=(RT-8)*256:CHB=PMB+1024:UTAB=PEE
K(134)+PEEK(135)*256:ATAB=PEEK(140)+PEEK
(141)*256
120 OFFS=PMB-ATAB:HI=INT(OFFS/256):LO=OF
FS-HI*256:POKE UTAB+2,LO:POKE UTAB+3,HI
130 POKE 54279,RT-8:POKE 559,46:POKE 532
77,3:POKE 623,1:PY=568:A$(1)=" ":A$(1024
)=" ":A$(2)=A$
140 FOR J=708 TO J+3:READ A:POKE J,A:NEX
T J:POKE 704,88:FOR J=1 TO 10:READ A
145 B$(J,J)=CHR$(A):NEXT J
150 DATA 70,56,184,120
155 DATA 255,129,129,129,129,129,129,129
,129,255
165 POSITION 3,N: ? #6;"interstellar":POS
ITION 5,1: ? #6;"intrigue":POSITION N,4: ?
#6;"COPYRIGHT C&UG 1983"

```

```

170 FOR J=CHB+24 TO J+87:READ A:POKE J,A
:NEXT J:OPEN #1,4,N,"K"
180 DATA 0,16,48,126,254,126,48,16
190 DATA 0,28,28,28,127,62,28,8
200 DATA 8,28,62,127,28,28,28,0
210 DATA 0,8,12,126,127,126,12,8
220 DATA 0,24,60,126,126,60,24,0
230 DATA 0,16,48,94,130,94,48,16
240 DATA 0,28,20,20,119,34,20,8
250 DATA 8,20,34,119,20,20,28,0
260 DATA 0,8,12,122,65,122,12,8
270 DATA 0,24,60,102,102,60,24,0
280 DATA 146,212,9,38,192,40,66,137
800 J=1536:DL=PEEK(560)+PEEK(561)*256:
KE DL+3,199:POKE DL+15,135:POKE 1790,1
POKE 1791,234:POKE 1788,N
810 READ A:IF A<-1 THEN POKE J,A:J=J+
60TO 810
815 J=1700

```



```

820 READ A:IF A<-1 THEN POKE J,A:J=J+1:
GOTO 820
900 DATA 72,173,253,6,240,11,173,255,6,1
41,10,212,141,22,208,104,64,173,254,6,14
1,10,212,141,22,208,238,253,6,104,64,-1
950 DATA 216,169,0,141,253,6,173,252,6,2
40,22,238,192,2,206,251,6,208,14,169,7,1
41,251,6,173,192,2,24,105,9,141,192
952 DATA 2,76,98,228,-1
1000 DIM P$(36),X(4),Y(4),N(7),M(7),S(16
,10),C(16,10),I$(1),SG(7),Z(6),N$(6),S$(
10)
1002 FOR J=1 TO 6:M(J)=N:N(J)=N:Z(J)=N:N
EXT J:P$=A$:M(7)=N:N(7)=N:S$=A$
1005 FOR J=1 TO 4:READ X,Y:X(J)=X:Y(J)=Y
:NEXT J:FOR J=1 TO 7:READ X:SG(J)=X:NEXT
J
1007 DATA -1,0,0,1,0,-1,1,0
1008 DATA 9,130,162,167,2,135,34
1010 GOSUB 1600:GOSUB 1140:GOSUB 1130:60
SUB 1150:GOSUB 1190:POKE 756,RT-4
1012 POSITION N,N:?" #6;A$(1,20):POKE 708
,24
1013 POKE 512,N:POKE 513,6:POKE 54286,19
2
1017 GOSUB 1160:P=2:LP=1
1020 M=M(P):IF M=N THEN 1023
1021 GOSUB 1170:GOSUB 1200
1022 LP=P
1023 P=P+1:IF P=7 THEN P=2
1024 GOTO 1020
1120 POSITION X,Y:IF B=6 THEN ? #6;" ":R
ETURN
1121 ? #6;CHR$(SG(C)+B):RETURN
1130 FOR C=2 TO 6:READ X,Y:S(X,Y)=5:IF M
(C)=N THEN 1132
1131 C(X,Y)=C
1132 NEXT C:RETURN
1135 DATA 8,1,1,4,16,4,4,10,13,10
1140 FOR X=1 TO 16:FOR Y=1 TO 10:S(X,Y)=
6:C(X,Y)=7:NEXT Y:NEXT X:RETURN
1150 FOR S=1 TO 25
1151 X=1+INT(RND(N)*16):Y=1+INT(RND(N)*1
0):IF S(X,Y)>6 THEN 1151
1152 IF X>1 THEN IF S(X-1,Y)>6 THEN 115
1
1153 IF X<16 THEN IF S(X+1,Y)>6 THEN 11
51
1154 IF Y>1 THEN IF S(X,Y-1)>6 THEN 115
1
1155 IF Y<10 THEN IF S(X,Y+1)>6 THEN 11
51
1156 S(X,Y)=5:NEXT S:RETURN
1160 FOR Y=1 TO 10:FOR X=1 TO 16:B=S(X,Y
):C=C(X,Y):GOSUB 1120:NEXT X:NEXT Y:RETU
RN
1170 POSITION N,11:?" #6;CHR$(5+SG(P)):"
",P$(P*6-5,P*6);" MOVES=";M:IF LP<P TH
EN RETURN
1173 POSITION N,N:?" #6;" ** WINNER **"
:POKE 53248,N:FOR J=1 TO 500:NEXT J
1174 POSITION 3,4:?" #6;A$(1,13):POSITION
3,5:?" #6;" press start ":POSITION 3,6:?"
#6;A$(1,13)
1175 FOR J=1 TO 10:NEXT J:IF PEEK(53279)
=7 THEN 1175

```

```

1176 RUN
1180 C=P:B=S(X,Y):GOSUB 1120
1181 GET #1,A:I$=CHR$(A):IF I$="N" OR I$
="F" OR I$="M" OR I$="R" OR I$="E" THEN
RETURN
1182 GOTO 1181
1190 FOR S=1 TO 70
1191 X=1+INT(RND(N)*16):Y=1+INT(RND(N)*1
0):IF S(X,Y)>6 THEN 1191
1192 B=1+INT(RND(N)*4):NX=X+X(B):NY=Y+Y
(B):IF NX=N OR NX=17 OR NY=N OR NY=11 TH
EN 1194
1193 IF C(NX,NY)>7 THEN B=5-B
1194 S(X,Y)=B:NEXT S:RETURN
1200 X=8:Y=5:POKE 53248,112:PY=568:A$(5
2,640)=A$:A$(PY,PY+9)=B$
1201 SOUND N,100,10,15:POSITION 3,N:?"
" CHOOSING "":SOUND N,N,N,N:GOSUB
500

```



```

1205 IF I$="M" THEN GOSUB 2000:GOSUB 124
0
1206 IF I$="R" THEN GOSUB 2000:GOSUB 130
0
1207 IF I$="F" THEN GOSUB 2000:GOSUB 135
0
1208 POKE 1788,N:POKE 704,88
1210 IF I$="E" THEN RETURN
1211 GOTO 1201
1240 POSITION 3,N:?" #6;"MOVING FLEET";
1242 GET #1,A:I$=CHR$(A):IF I$="C" THEN
RETURN
1244 IF I$="+" THEN I=1:GOTO 1254
1246 IF I$="=" THEN I=2:GOTO 1254
1248 IF I$="-" THEN I=3:GOTO 1254
1250 IF I$="*" THEN I=4:GOTO 1254
1252 GOTO 1242
1254 NX=X+X(I):NY=Y+Y(I):IF NX=N OR NX=1
7 OR NY=N OR NY=11 THEN 1242
1255 IF S(NX,NY)>6 THEN 1242
1256 IF B=5 THEN GOSUB 1120:GOTO 1261
1257 IF I+B=5 THEN 1242
1258 OB=B:C=7:B=6:GOSUB 1120

```



```

1259 C(X,Y)=7:S(X,Y)=B
1260 B=OB:GOSUB 1400
1261 X=NX:POKE 53248,48+8*X:A$(PY,PY+9)=
S$:PY=PY+8*Y(I):Y=NY:A$(PY,PY+9)=B$:C=P:
B=I:GOSUB 1120:C(X,Y)=C:S(X,Y)=B
1262 GOSUB 1401:X=NX:Y=NY:C=C(X,Y):B=I
1263 GOSUB 1400
1268 SOUND N,200,10,15:M=M-1:POSITION 16
,11:?"#6;M;"":SOUND N,N,N,N
1270 IF M=N THEN I$="E":GOSUB 1120:RETURN
1275 IF C(X,Y)>P THEN GOSUB 1120:RETURN
1280 GOTO 1242
1300 POSITION 3,N:?"#6;" ROTATING "
1301 GET #1,A:I$=CHR$(A):IF I$="C" THEN
SOUND N,150,4,15:FOR J=1 TO 50:NEXT J:SO
UND N,N,N,N:RETURN
1302 IF I$="+" THEN I=1:GOTO 1320
1303 IF I$="=" THEN I=2:GOTO 1320
1304 IF I$="-" THEN I=3:GOTO 1320
1305 IF I$="*" THEN I=4:GOTO 1320
1306 GOTO 1301
1320 IF I=B THEN 1301
1321 OB=B:B=I:GOSUB 1120:S(X,Y)=B:B=OB:G
OSUB 1400:B=I:GOSUB 1401:GOSUB 1400
1322 SOUND N,121,14,15:M=M-1:POSITION 16
,11:?"#6;M;"":SOUND N,N,N,N
1323 IF M=N THEN I$="E"
1324 RETURN
1350 POSITION 3,N:?"#6;" FIRING "
1351 GET #1,A:I$=CHR$(A):IF I$="C" THEN
SOUND N,150,4,15:FOR J=1 TO 50:NEXT J:SO
UND N,N,N,N:RETURN
1352 IF I$="+" THEN I=1:GOTO 1357
1353 IF I$="=" THEN I=2:GOTO 1357
1354 IF I$="-" THEN I=3:GOTO 1357
1355 IF I$="*" THEN I=4:GOTO 1357
1356 GOTO 1351
1357 IF B<>5 AND I<>B THEN 1351
1358 NX=X+X(I):NY=Y+Y(I):IF NX=N OR NX=1
7 OR NY=N OR NY=11 THEN 1351
1359 IF S(NX,NY)>4 THEN 1351
1360 OB=B:OC=C:OX=X:OY=Y:X=NX:Y=NY
1361 FOR J=N TO 200 STEP 10:SOUND N,J,10
,15:NEXT J:SOUND N,N,N,N:GOSUB 1370
1362 I=S(X,Y):B=6:GOSUB 1120:S(X,Y)=6:C(X
,Y)=N:B=I:GOSUB 1424
1363 C=C(X,Y):GOSUB 1120:M=M-1:POSITION
16,11:?"#6;M;"":
1364 IF M=N THEN I$="E"
1365 RETURN
1370 POSITION X,Y:?"#6;"-":FOR J=N TO 15
0 STEP 3:SOUND N,J,8,15:NEXT J:SOUND N,N
,N,N:RETURN
1400 OX=X:OY=Y:OB=B:OC=C:GOTO 1424
1401 OX=X:OY=Y:OB=B:OC=C
1402 FOR K=2 TO 7:N(K)=N:NEXT K:C1=N:C2=
N:HN=N:HC=C:EN=1
1403 FOR D=1 TO 4:IF D=B THEN 1410
1404 AX=X+X(D):AY=Y+Y(D):IF AX=N OR AX=1
7 OR AY=N OR AY=11 THEN 1410
1405 AB=S(AX,AY):IF D+AB<>5 THEN 1410
1406 AC=C(AX,AY):N(KAC)=N(KAC)+1:IF N(KAC)>
HN OR AC=7 THEN 1410
1407 IF N(KAC)=HN THEN EN=1:GOTO 1410

```

```

1408 HN=N(KAC):HC=AC:EN=N
1410 NEXT D
1411 IF EN=N THEN 1420
1412 IF HN>N OR N(K7)>N THEN HC=7
1420 IF HC=C THEN 1430
1421 IF B=5 THEN M(C)=M(C)-1:M(KHC)=M(KC)
+1
1422 SOUND N,100,8,15:C=HC:C(X,Y)=C:GOSU
B 1120:SOUND N,N,N,N
1423 IF B=5 THEN 1430
1424 X=X+X(B):Y=Y+Y(B):IF X=N OR X=17 OR
Y=N OR Y=11 THEN 1430
1425 B=S(X,Y):IF B=6 THEN 1430
1426 C=C(X,Y):GOTO 1402
1430 X=OX:Y=OY:C=OC:B=OB:RETURN
1500 REM CURSOR
1501 I=N:GET #1,A:I$=CHR$(A)
1502 IF I$="+" THEN I=1:GOTO 1515
1503 IF I$="=" THEN I=2:GOTO 1515
1504 IF I$="-" THEN I=3:GOTO 1515
1505 IF I$="*" THEN I=4:GOTO 1515
1510 IF I$<>"R" AND I$<>"M" AND I$<>"F"
AND I$<>"E" THEN 1501
1515 IF (I=1 AND X=1) OR (I=4 AND X=16)
OR (I=3 AND Y=1) OR (I=2 AND Y=10) THEN
1501
1520 IF I=N AND C(X,Y)>P AND I$<>"E" TH
EN 1501
1521 IF I$="R" AND S(X,Y)>4 THEN 1501
1526 IF I$="E" THEN RETURN
1530 IF I=N THEN B=S(X,Y):C=P:SOUND N,50
,4,15:FOR J=1 TO 10:NEXT J:SOUND N,N,N,N
:RETURN
1540 X=X+X(I):POKE 53248,48+X*8:IF Y(I)=
N THEN 1500
1550 A$(PY,PY+9)=S$:PY=PY+8*Y(I):A$(PY,P
Y+9)=B$:Y=Y+Y(I):GOTO 1500
1600 POSITION 3,7:?"#6;"press any key":G
ET #1,A
1620 ? #6;">THIS GAME IS FOR 2 TO 5
PLAYERS:?"#6:?"#6;"HOW MANY SHALL PLAY
?"#6:N$="
1630 GET #1,A:A=A-48:IF A<2 OR A>5 THEN
1630
1640 NP=A:?"#6;"PLEASE ENTER EACH PLAY
ERS NAME - UP TO 5 LETTERS ARE ALLO
WED":X=N:Y=10:L=1:P=1
1650 POSITION X,Y:?"#6;"*
1660 GET #1,A:IF A=126 THEN 1700
1662 IF A=155 AND L=1 THEN 1660
1665 IF A=155 THEN L=1:GOTO 1800
1670 N$(L,L)=CHR$(A):L=L+1:IF L>6 THEN L
=1:GOTO 1800
1680 POSITION X,Y:?"#6;CHR$(A):X=X+1:GOT
O 1650
1700 POSITION X,Y:?"#6;"":L=L-1:X=X-1:IF
X<N THEN X=N:L=1
1710 GOTO 1650
1800 C=INT(RND(N)*5)+2:IF Z(C)>N THEN 1
800
1810 M(C)=1:Z(C)=1:P$(C*6-5,C*6)=N$:P=P+
1:IF P>NP THEN 1900
1820 X=N:Y=10:POSITION X,Y:N$="":?"#6;N$:GOTO 1650
1900 ? #6;">PLEASE WAIT 20 SECS":RETURN
2000 POKE 1787,7:POKE 704,4:POKE 1788,1:
RETURN

```


◀◀◀◀◀

```

1 CLEAR5000,&H7000:POKE65495,0:GR=&H7000:ML=&H7020:GOSUB60100
2 DIMX(4),Y(4),N(7),M(7)
3 X(1)=-1:Y(1)=0
4 X(2)=0:Y(2)=1
5 X(3)=0:Y(3)=-1
6 X(4)=1:Y(4)=0
7 DEF FNCC(O)=VAL(MID$(C$(X),Y,1))
8 DEF FNSS(O)=VAL(MID$(S$(X),Y,1))
9 DEF FNCL(O)=VAL("&H"+MID$("&AFA5F5A0",2*(P-1),2))
10 DEF FNIK(O)=(I$="")OR(INSTR(AR$+"C",I$))=0
11 AR$=CHR$(8)+CHR$(10)+CHR$(9)+CHR$(94)
12 DEF FNAR(O)=VAL(MID$("5687",INSTR(AR$,I$),1))-4
15 GOSUB600:GOSUB140:GOSUB110:GOSUB130:GOSUB150
16 GOSUB190 'NEUTRAL FLEETS
17 PMODE3,1:PCLS2:SCREEN1,0:CL=85:GOSUB60005:M$="INTERSTELLAR@IN
    TRIGUE":GOSUB61000
18 GOSUB160
19 P=2:LP=1
20 M=M(P):IFM=0THEN23
21 Q$=INKEY$:GOSUB170:GOSUB200
22 LP=P
23 P=P+1:IFP=7THENP=2
24 GOTO20
50 OC=C:OB=B:C=1:B=6:GOSUB120:C=OC:B=OB:RETURN
55 GOSUB50:GOTO120
110 GOTO5200
120 DRAW"BM"+STR$(16*(X-1))+","+STR$(16*(Y-1))+B$(B,C):RETURN
130 NA$="START":GOSUB60010:FORC=2TO6:READX,Y:MID$(S$(X),Y,1)="5"
    :IFM(C)=0THEN132
131 MID$(C$(X),Y,1)=MID$(STR$(C),2)
132 NEXTC:RETURN
140 DIMB$(7,7)
141 DIMS$(16)
142 DIMC$(16)
145 FORX=1TO16:S$(X)=STRING$(10,"6"):C$(X)=STRING$(10,"7"):NEXTX
    :RETURN
150 FORS=1TO25
151 X=RND(16):Y=RND(10):IF FNSS(O)<>6THEN151
152 IFX>1THENIFMID$(S$(X-1),Y,1)<>"6"THEN151
153 IFX<16THENIFMID$(S$(X+1),Y,1)<>"6"THEN151
154 IFY>1THENIFMID$(S$(X),Y-1,1)<>"6"THEN151
155 IFY<10THENIFMID$(S$(X),Y+1,1)<>"6"THEN151
156 MID$(S$(X),Y,1)="5":NEXTS:RETURN
160 LINE(0,161)-(255,161),PSET:FORY=1TO10:FORX=1TO16:B= FNSS(O):
    C= FNCC(O):GOSUB120:NEXTX,Y:RETURN
170 IFLP=P THEN173ELSECL=FNCL(O):GOSUB60005:CL=85:G=100:GOSUB185
    :GOSUB60005:M$=P$(P)+"@MOVES"+STR$(M)
171 IFINKEY$=""THENGOSUB61000:GOSUB185:GOTO170
172 RETURN
173 CL=85:G=100:GOSUB60005:GOSUB185:M$=P$(P)+"@WINNER":GOSUB6100
    0:GOSUB185:PLAY"T50ABCDE":IFINKEY$=""THEN173ELSERUN
176 Q$=INKEY$:IFQ$=""THEN176ELSERETURN
185 FORG1=1TOG:NEXTG1:RETURN
190 FORS=1TO70
191 X=RND(16):Y=RND(10):IF FNSS(O)<>6THEN191
192 B=RND(4):NX=X+X(B):NY=Y+Y(B):IFNX=0ORNX=17ORNY=0ORNY=11THEN1
    94
193 IF FNCC(O)<>7 THENB=5-B

```



```

194 MID$(S$(X),Y,1)=MID$(STR$(B),2):NEXTS:RETURN
200 X=8:Y=5
201 M$="CHOOSE MV"+STR$(M):GOSUB697:SOUND100,3
202 GOSUB500
205 IFI$="M"THENGOSUB250
206 IFI$="R"THENGOSUB300
207 IFI$="F"THENGOSUB350
210 IFI$="E" THENRETURN
220 GOTO201
250 M$="MOVING@FLEET":GOSUB697
251 I$=INKEY$:IF FNIK(0)THENGOSUB55:GOTO251
252 IFI$="C"THENRETURN
253 I=FNAR(0)
254 NX=X+X(I):NY=Y+Y(I):IFNX=0ORNX=17ORNY=0ORNY=11THEN250
255 IFMID$(S$(NX),NY,1)<>"6"THEN250
256 IFB=5 THENGOSUB120:GOTO261
257 IFI+B=5THEN250
258 OB=B:C=1:B=6:GOSUB120
259 MID$(C$(X),Y,1)="7":MID$(S$(X),Y,1)=MID$(STR$(B),2)
260 B=OB:GOSUB400
261 X=NX:Y=NY:C=P:B=I:GOSUB120:MID$(C$(X),Y,1)=MID$(STR$(C),2):M
ID$(S$(X),Y,1)=MID$(STR$(B),2)
262 GOSUB401:X=NX:Y=NY:C=FNCC(0):B=I
263 GOSUB400
268 M=M-1:GOSUB699
269 PLAY"T100BCFEGD"
270 IFM=0THENI$="E":GOSUB120:RETURN
280 GOTO250
300 M$="ROTATING":GOSUB697
301 I$=INKEY$:IF FNIK(0)THENGOSUB55:GOTO301
302 IFI$="C"THENSOUND1,1:RETURN
303 I=FNAR(0):IFI=B THEN300
304 GOSUB50:B=I:C=OC:GOSUB120:MID$(S$(X),Y,1)=MID$(STR$(B),2):B=
OB:GOSUB400:B=I:GOSUB401:GOSUB400
305 M=M-1:GOSUB699
306 PLAY"T50AF"
307 IFM=0THENI$="E"
308 RETURN
350 M$="FIRING":GOSUB697
351 I$=INKEY$:IF FNIK(0)THENGOSUB55:GOTO351
352 IFI$="C" THENSOUND1,1:RETURN
353 I=FNAR(0):IF(B<>5)AND(I<>B)THEN350
354 NX=X+X(I):NY=Y+Y(I):IFNX=0 OR NX=17 OR NY=0 OR NY=11 THEN350
355 IF MID$(S$(NX),NY,1)>"4" THEN350
356 OB=B:OC=C:OX=X:OY=Y:X=NX:Y=NY
357 PLAY"T20ABDEFBA"
358 I=FNSS(0):OC=C:B=6:C=1:GOSUB120:MID$(S$(X),Y,1)="6":MID$(C$(
X),Y,1)="0":B=I:GOSUB424
359 C=FNCC(0):GOSUB120:M=M-1:GOSUB699
360 IFM=0 THENI$="E"
400 OX=X:OY=Y:OB=B:OC=C:GOTO424
401 OX=X:OY=Y:OB=B:OC=C
402 FORK=2TO7:N(K)=0:NEXTK:C1=0:C2=0:HN=0:HC=C:EN=1
403 FORD=1TO4:IFD=B THEN410
404 AX=X+X(D):AY=Y+Y(D):IFAX=0 OR AX=17 ORAY=0 OR AY=11THEN410
405 AB=VAL(MID$(S$(AX),AY,1)):IFD+AB<>5THEN410
406 AC=VAL(MID$(C$(AX),AY,1)):N(AC)=N(AC)+1:IFN(AC)<HN OR AC=7TH
EN410

```



```

410 NEXTD
411 IFEN=0THEN420
412 IFHN>0 OR N(7)>0THENHC=7
420 IFHC=C THEN430
421 IFB=5 THENM(C)=M(C)-1:M(HC)=M(HC)+1
422 C=HC:MID$(C$(X),Y,1)=MID$(STR$(C),2):GOSUB120:PLAY"T200ACDEF
"
423 IFB=5THEN430
424 X=X+X(B):Y=Y+Y(B):IFX=0ORX=17ORY=0ORY=11THEN430
425 B=FNSS(0):IFB=6THEN430
426 C=FNCC(0):GOTO402
430 X=0X:Y=0Y:C=0C:B=0B:RETURN
500 B=7
503 C=4:GOSUB120:C=2:GOSUB120
510 I$=INKEY$:IFI$="" OR INSTR(AR$+"RMFES",I$)=0THEN503

```



```

512 IFINSTR(AR$,I$) THENI$=CHR$(FNAR(0)+52)
515 IF(I$="5" AND X=1)OR(I$="8" AND X=16)OR(I$="7" AND Y=1)OR(I$
="6" AND Y=10)THEN503
520 IF(INSTR("5678",I$)=0)AND MID$(C$(X),Y,1)<>MID$(STR$(P),2) A
ND I$<>"E" THEN503
521 IFI$="R" AND MID$(S$(X),Y,1)>"4" THEN503
525 GOSUB120
526 IF INSTR("E",I$)THENRETURN
530 IF INSTR("5678",I$)=0THENB=FNSS(0):C=P:GOSUB120:RETURN
540 I=VAL(I$)-4:X=X+X(I):Y=Y+Y(I):GOTO500
600 DIMP$(6):CLS
605 PRINT" INTERSTELLAR INTRIGUE"
606 PRINT" "+STRING$(21,"-")
610 PRINT" DESIGNED BY MIKE SINGLETON FOR
615 PRINT" COMPUTER & VIDEO GAMES"
617 PRINT" (CONVERSION BY RON POTKIN)"
620 PRINT@192," THIS GAME CAN BE PLAYED BY AS FEW AS TWO PLAYE
RS OR AS MANY AS FIVE.PLEASE ENTER HOW MANY PEOPLE ARE G
OING TO PLAY."
625 INPUT" NUMBER OF PLAYERS =" ;NP:IFNP<>INT(NP)ORNP<2ORNP>5 .TH
EN625
630 PRINT@192," YOU HAVE A";NP;"-PLAYER GAME.", " ENTER EACH
PLAYER'S NAME."+STRING$(4,13)
635 PRINT@256,"";
638 FORP=1TO NP
640 PRINT"PLAYER'S NAME(";MID$(STR$(P),2);")= ";
645 INPUT"";N$:IFN$=""THEN640ELSEIFLEN(N$)>9THEN:N$=LEFT$(N$,9)
650 C=RND(5)+1:IFLEFT$(P$(C),1)>CHR$(31)THEN650
655 M(C)=1:P$(C)=N$

```




TERMINAL SOFTWARE



**When only
the BEST
is good enough**

**Games for the
VIC 20, Commodore 64,
Spectrum, Dragon 32, BBC...**



TERMINAL

TERMINAL SOFTWARE, 28 CHURCH LANE, PRESTWICH, MANCHESTER M25 5AJ. TEL 061 773 9313


```

407 IFN(AC)=HN THENEN=1:GOTO410
408 HN=N(AC):HC=AC:EN=0
660 NEXTF
665 PRINT"THANKYOU."+CHR$(13)+" PLEASE WAIT A MOMENT...";
690 RETURN
697 CL=FNCL(0):GOSUB60005:COLOR2:AY=174:AX=INT(16-LEN(M$)):LINE(
8*(AX-1),169)-(8*(AX+2*LEN(M$)+1),186),PSET,BF:GOTO61030
699 CL=85:M$="MOVES"+STR$(M)
700 GOSUB60005
702 GOTO61000
2000 POKE65494,0:PRINT"SAVE PROGRAM":INPUT"PRESS ENTER";B$
2010 FORI=49TO52:PRINTI-48:CSAVE"STELLAR":FORJ=1TO2000:NEXTJ,I:S
TOP
5200 AL$="BD6DUR2U2D5R2D2U9R2U2D9ND4R6UL4UR4UL4UR4UL6"
5202 AF$="BD6DUDR2U3R2U2D12R2U14D2R2D5ND7R4UL2U2L2"
5204 AU$="ND3L2NU2ND10L2ND3"
5206 AG$="L2D2NL2DNL2D2R2U2R6UL6U"
5208 RV$="BM+12,+14;A2"
5209 'BLUE
5210 B$(1,2)="C3"+AL$
5212 B$(3,2)="C3"+AF$
5219 'GREEN
5220 B$(1,7)="C1"+AL$:B$(3,7)="C1"+AF$
5225 'RED
5226 B$(1,3)="C4"+AL$:B$(3,3)="C4"+AF$

```

```

5227 'BLUE/YEL
5228 B$(1,4)=B$(1,2)+"C2"+AG$:B$(3,4)=B$(3,2)+"C2"+AU$
5230 'RED/YEL
5231 B$(1,5)=B$(1,3)+"C2"+AG$:B$(3,5)=B$(3,3)+"C2"+AU$
5234 'BLUE/GREEN
5235 B$(1,6)=B$(1,2)+"C1"+AG$:B$(3,6)=B$(3,2)+"C1"+AU$
5239 'CURSOR
5240 CR$="DUR2BR8R4D2BD10D2L4BL8L2U2BU10U2"
5241 B$(7,2)="C2"+CR$:B$(7,4)="C4"+CR$
5249 'STAR
5250 ST$="BD6DUR2U2R2U2R2NU2R2DL2DR4DL6DR8DL10DR8DL6NL2D2R2ND2R2
UL2U2"
5251 SC$="NU3R2NU3L4NU3"
5252 B$(5,2)="C3"+ST$:B$(5,3)="C4"+ST$
5253 B$(5,4)=B$(5,2)+"C2"+SC$:B$(5,5)=B$(5,3)+"C2"+SC$
5254 B$(5,6)=B$(5,2)+"C1"+SC$:B$(5,7)="C1"+ST$
5255 X$="R2D15R2U15"
5259 'SPACE
5260 B$(6,1)="C2D15R2U15"+X$+X$+X$
5279 'REVERSE
5280 FORC=2TO7:B$(2,C)=RV$+B$(3,C)+"A0"
5282 B$(4,C)=RV$+B$(1,C)+"A0"
5284 NEXTC:RETURN
5297 '-----
5298 'STARTUP DATA
5299 DATA START
5300 DATA 8,1
5310 DATA1,4
5320 DATA16,4
5330 DATA4,10
5340 DATA13,10
60005 POKEGR+1,CL:DEFUSR0=GR:US=USR0(0):POKEGR+1,85:RETURN

```



```

60009 'FIND DATA
60010 RESTORE
60020 READA$;IFA$=NA$ THENRETURNELSE60020
60098 'ML TO CLEAR VIDEO BOTTOM
60099 'NEEDS GR !!!
60100 DATA GRAPH
60110 DATA C655108E1A60E7A0108C1E002DF839
60120 NA$="GRAPH";GOSUB60010
60130 C=0;READA$;FORJ=1TOLLEN(A$)/2:POKEGR+C,VAL("&H"+MID$(A$,J,2)):C=C+1:NEXTJ
60200 CH$="0123456789ABCDEFGHIJKLMNP RSTUVWXY*"
60210 D$="EEEEEMEGEEMEEEOEEOMGEEGEGMEGMGOEGOMMEEMEMMGEMGMMMEMMM
OEEDEMOMMOOEOOM"
60220 S$="KNNNNNKDIDDDDKKNBKMMWWCDBCNKCEHOWCCWMBBNLKMVMNNKWBBCD
GMKNNKNNKNNLBBVKNNNNNVNNVNNVKNMMNNKVVNNNNVMMVMMVMMVMMVMM
KNMPNNKNNNNNNKDDDDKFCCCCOINQSQONMMMMMMWNNRRNNNTTRFPNVN
NVMMAAAAAA AVNNVQONKNMKBNKWDDDDDDNNNNNNKNNHHDDNNRRUNNNHD
HNNNNNKDDD"
60230 DATA ML

```



Illustration: Stephen Gulbis

```

60240 DATA 33761F34B6A14781432705BD8B302003BDB3ED1F0110AE02ECA1E
D40ECA1ED42ECA1ED44ECA1ED46E684C0083404A647C6203DC306001F0
1E6463AAAF484FAE40E6A4C14F2711E680C12A260431212050E1A427034
C20EF31213420C6073D10AE44
60250 DATA 31ABC6073404A6A08041C6033DAE42308B342010AE48EC8183404
0484848483404ABE0E684C04058585858CB05EDA41F20C30020ED48352
035045A26C73520EC468B02ED4635045A1026FF7F324A39
60260 IF(PEEK(ML)=51)AND(PEEK(ML+1)=118)THEN60280ELSENA$="ML";GO
SUB60010
60270 C=0;FORI=1TO2;READA$;FORJ=1TOLLEN(A$)/2:POKEML+C,VAL("&H"+M
ID$(A$,J,2)):C=C+1:NEXTJ,I
60280 AD$="";U=VARPTR(CH$);GOSUB60290;U=VARPTR(D$);GOSUB60290;U=
VARPTR(S$)
60290 AD$=AD$+CHR$(PEEK(U+2))+CHR$(PEEK(U+3));RETURN
60997 'PRINT ALPHA GRAPHICS
61000 AY=174;J=0;K=INSTR(1,M$,"@");IFK>0THENJ=1;AY=168;K=INSTR(K
+1,M$,"@");IFK>0THENJ=2;AY=164
61010 I=INSTR(M$,"@");IFI<>0THENX$=MID$(M$,I+1);M$=LEFT$(M$,I-1)
;GOSUB61040;M$=X$;AY=AY+(10-4*(J=1));GOTO61010ELSE61040
61020 J=INSTR(M$,"@");IFJ<>0THENX$=MID$(M$,J+1);M$=LEFT$(M$,J-1)
;GOSUB7;M$=X$;AY=AY+10;GOTO61020
61030 'USR
61035 MS$=AD$+CHR$(AX)+CHR$(AY)+M$;DEFUSR0=ML:US=USR0(VARPTR(MS$
));RETURN
61040 AX=INT(16-LEN(M$));GOTO61030

```


BEACON STAR WARS

All over the galaxy contests like this are being fought, each unique in its own way and yet each similar in so many aspects.

Who was to guess that the enmity between the forces of Bluuton and the crimson ships of Redare would last thus long and be so intense? But greed is a strange thing and both of these ambitious space tribes knows the full worth of the riches which are being uncovered before their very eyes.

Both know that they must keep the secret from the mighty empires, which would rush in and swallow the prize and wipe out the squabbling tribes like so much space dust.

And both tribes know that if they can harness this wealth of energy for themselves then their tribe might one day rank as high as those great empires and control just as large a slice of the galaxy ... but first ... they just have to defeat their rivals.

The Beacon Stars, rich in stellar energy, had lain there for eons but their light had been stifled by the darkness and their power remained undiscovered in the blackness of the "Dead Areas" into which no spacecraft dared travel.

Then came the Scavengers, a strange space phenomena, no-one ever saw them none knew where they would strike next and few could but wonder at the results they produced.

Two alien races clash in deepest space

by Ron Potkin

The first sign was a strange green glow in the night sky where a "Dead Area" had been before and then the blackness was gone forever and sometimes a bright Beacon Star shone out from where the darkness had been.

The Beacon Star Wars are fought out between the fleets of Redare and Bluuton as they rush to capture the stars and use them to produce the stellar-energy creating Stargates.

Their fleets are made up of Miner ships fast and useful for exploration and Gun ships, slow but mighty in battle.

And each has a base stargate, immovable but strong in defence and able to produce new ships to add to the fleets.

Other stargates can be built on the sites of captured Beacon Stars by having a Miner ship and a Gun ship adjacent to the Beacon Star and cannibalising these to create a star gate.

Every star gate produces three E.R.U.s every turn and these are the mark of who is winning the game. These are also the basis of new ships, from the cheap to produce Miners, to the expensive Gun Ships.

OPERATING INSTRUCTIONS

1. Rewind the tape fully and press the PLAY button on the recorder. Type CLOAD and press ENTER.
2. Once the program has been loaded — it takes about 60 seconds — type RUN and press ENTER.
3. There will be a slight pause. The logo and title will then appear on the screen. This indicates that the board is being prepared.
4. The board appears with the Bluutons on the left side of the screen and the Redarians on the right. The Dead Areas appear in the central part of the screen.
5. The bottom part of the screen is devoted to messages and information. Currently, this will be flashing the message:

BLUUTON
PRESS ENTER

The Bluutons always move first.

THE RULES OF PLAY

1. Objective.

To earn the most number of energy resource units (ERU's) before the last Dead Area is cleared.

2. Sequence of play.

- a) The Blue player moves his pieces. The commands available are:
Move — use the numbers 1 to 6
Jump — press "J"
Capture — occupy a Beacon Star
Produce — press "P"
Complete — press "C". Checks for remaining attacks.
Finish — press "F". Does not check for attacks.
- b) Combat takes place. The computer will determine result of all attacks.
- c) One Dead area is removed from the board. The area to be cleared is determined and painted blue.
- d) Scavenger explosions are determined and painted green.
- e) The Red player now plays and steps (a) to (d) repeated.
- f) The game finishes after 30 turns when the Dead Areas are cleared. the winner is the player earning the most ERU's. Note that ships in play have no value.

3. The Pieces.

Each player commences with five pieces. These may during the course of play be increased up to a maximum of sixteen.

The capabilities of each piece are:

Start Moves Attack Defence Jumps Cost Prod

	Start with	Moves	Attacks Factors	Defence Factors	Jump	Cost (ERU)	Prod
Stargate	1	0	2	2	0	0	3
Battleship	2	3	4	5	2	5	0
Miner	2	5	1	3	3	3	0

4. Other Pieces.

Other pieces on the board are:

- Clear Hex — Yellow hex. Pieces may normally only enter these hex.
- Dead Areas — these are red hex. There are 30 when the game commences. One is cleared before each player starts his turn. The game finishes when the last hex is cleared, the current player has finished his moves and all attacks are complete. No piece may enter a Dead Area.
- Beacon Stars — These are green stars. There are 10 hidden underneath the Dead Areas. They cannot be occupied until the Dead Area is removed.
- Scavengers at Work! — this is a blue hex. It indicates where the next Dead Area will be cleared.
- Scavenger Explosion — this is a green hex. It indicates that a scavenger has moved too close to a star. The star may be in a clear space or lying beneath a Dead Area.
- The red half hex around the edge of the board are merely decorative and do not form part of the playing area.

5. Starting play.

Each player must press ENTER to start his turn. He will be prompted for his move by a piece flashing. The message area shows the status of this piece i.e.

Name of the side currently moving Name of current piece Balance of ERU's
Index number XXX
Moves XX
Attack Factors XX
Defence Factors XX

6. Moving.

The number of moves available appear in the top-right corner of the message area. To move one hex, press a number from 1 to 6. Visualise a six-hour clock (see below). If you wish to STOP moving before all moves are expended, press "S". A piece must stop when it moves next to an opponent.

7. Production.

At the player's option, new pieces may be produced and brought immediately into play. There are three restrictions:

- New ships must be docked at the Base Stargate (The one at the edge of the board).
- Each Stargate has a maximum of four docks. Occupied docks or docks adjacent to an opponent may not be used.
- The number of pieces for one side must not exceed sixteen.

To produce ships type "P" and when the number of free docks appear type "M" for a minership or "G" for a gunship. Provided sufficient ERU's are available, the ships will be placed in a dock. Press "A" when complete.



ILLUSTRATION JOHN HIGGINS.

8. Occupying and converting a Star.

Occupying a Beacon Star requires both a miner and a gunship. If a gunship is in orbit around a star then a miner may be moved into and occupy the star hex. The miner and the star combine to form a Stargate.

Occupation may not take place if an opponent is in orbit around the star.

New Stargates will commence producing three ERU's per turn starting with the player's next turn.

9. Jumps

If a ship is in orbit around a friendly Stargate it may jump through hyper-space to another Stargate provided the destination is not under attack. Press "J" to jump the current piece. Each Stargate will flicker in turn. Press "Y" if you wish to jump to that Stargate. Press "N" if you do not. Press ENTER or "A" to abort the jump command.

If the distance between the two hex exceeds the maximum allowed, there is possibility that the jump may fail. Each hex over the maximum reduces the chance of success by ten percent. This is indicated on the screen.

10. "C" and "F".

If a player decides that his turn is complete and no further pieces need be moved, he may press "C". The computer will check all remaining pieces and look for any that are still adjacent to opponents from a previous turn.

This however is rather slow and if it can be seen that there are no potential attacks, press "F" instead. This brings the player's turn to an immediate end.



COMBAT

Once a player has completed his moves, combat will occur. If a piece is attacking a single opponent, combat is automatic, but if two or more pieces are being attacked the player will be asked to indicate the direction of attack. Enter a number from 1 to 6.

Calculation of Odds.

The combat odds are based on the ratio of the attack points of both the attacker and the defender. Any pieces adjacent to the attacker but not under attack may give assistance. Their attack points are added to those of the defender. If the defender is a stargate, the attack points of any piece in orbit will be added to the defender's points. Assistance may only be given to one defender.

The Outcome.

To determine the outcome of an attack, take the higher number, divide it by the other and round it down. The resulting number will indicate the column to be used in the table below. If the defender's points are higher, use the left side. If the attacker's are higher, use the right side.

The computer now selects a number from 1 to 10 and selects the appropriate row to obtain the result. Odds greater than six mean automatic elimination. If as the result, the defence factors fall to zero or below, a piece is eliminated.

Examples:

(1) The attacker's points total 10 points; the defender has 4 points. 10 divided by 4 gives 2.5 which is rounded down to 2. The odds therefore are 2-1 in favour of the attacker.

Assuming a dice roll of 8, the outcome is 4 — the attacker loses two points.

(2) The attacker's points totals 3; the defender's total 10. This gives odds of 3-1 in favour of the defender. A dice roll of 3 is an outcome of 5 — both lose two points.



Illustration: John Higgins

Runs a Dragon in 32K

```

10 PCLEAR8: CLEAR900, &H7B00:CLS:GOSUB1790:GOTO1060
20 POKE65494,1:RETURN
29 'Clear message area
30 DEFUSR0=GR:US=USR0(0):RETURN
39 'Boxed message
40 POKEGR+1,170+85*PL:GOSUB30:POKEGR+1,85:COLOR 2:GOSUB510:GOTO430
49 'Prompting
50 G=20:A$=INKEY$:IFA$>" " THEN A=VAL(A$):IFA<7 THEN RETURN
60 GOSUB150:GOTO50
69 'Get Board/video parameters for piece using index QQ
70 BX=FNMN(XX):BY=FNMN(YY):RETURN
80 FL$=PC$(3*PL+FNMN(TT))
90 GOSUB70
100 PX=10+16*BX:PY=9*BY+9
110 Y$="BM=PX; ,=PY;":RETURN
120 POKEFNPC(XX),BX:POKEFNPC(YY),BY:RETURN
129 'Save attack data
130 POKEFNPC(FG),FNMN(FG)+1:POKEFNPC(ID),AJ:RETURN
139 'Timer
140 FORG1=1TOG:NEXT:RETURN
150 GOSUB140:GOSUB190:GOSUB140:GOTO170
160 COLOR CR:FORJ=2TO0 STEP-1:LINE(PX-2+2*J,PY-6+J)-(PX+10-2*J,PY+5-J),PSET,BF:IN
EXTJ:RETURN
170 GOSUB80:DRAWY$+"C"+STR$(3+PL)+FL$:RETURN
180 DRAWY$+"C1"+BS$:RETURN
190 DRAWY$+"C2"+FL$:RETURN
200 '
209 'Draw hex outline around combat area - uses CR,GG,HH,HX
210 FORI=0TO HH:GOSUB230:NEXTI:IFCR<>2 THEN CR=3+PL
220 IFGG=HH THEN RETURN ELSE FORI=HH+1 TO GG:GOSUB230:NEXTI:RETURN
230 QQ=FNOB(I):IFQQ=0 THEN RETURN ELSE GOSUB70:GOTO290
237 'Examine hex in direction
238 'Needs A
239 'NA=-1 None, NA=0 Friend, NA=1 Opponent AJ=Contents of hex

```



```

250 NA=-1:IFA=0THENAJ=-1:RETURNELSEUX=FNXY(0):UY=FNXY(1):IFFNXE(BX+UX)OR FNYE(BY
+UY)THENAJ=-1:RETURNELSEAJ=FNBJ(1)
260 IF(AJ>2*NR)OR(AJ=0)THENRETURNELSENA=1+((AJ<=NR)-(QQ<=NR)):RETURN
270 A$=INKEY$:IFA$=""THEN270ELSERETURN
279 'Paint hex
280 GOSUB100:DRAWY$+"C"+STR$(CR)+DA$:PAINT(PX,PY),CR,CR:RETURN
290 GOSUB100:DRAWY$+"C"+STR$(CR)+DA$:RETURN
299 'String of random numbers
300 Q=0:FORI=0TO DR-1
310 Q=Q+1:GOSUB390:IF(BX<3)OR(BX>11)THEN310ELSEPOKEI+RD,Q:NEXTI
320 FORI=DR TO 1 STEP-1:R=RND(I)-1:A=PEEK(R+RD):POKER+RD,PEEK(I-1+RD):POKEI-1+RD
,A:NEXTI:RETURN
329 'Data Search
330 RESTORE
340 READA$:IFA$<>NA$ THEN340ELSERETURN
350 GOSUB380:GOSUB280
360 IFCR<>2 THENRETURNELSECR=1
370 J=FNBJ(0)-50:IFJ<0THENRETURNELSEPOKEFNBP(0),J:IFJ=49THENGOSUB100:GOTO180ELSE
RETURN
379 'Calculate BX, BY from random number table
380 Q=PEEK(I+RD)
390 BY=2*INT(Q/15)+INT((Q-15*INT(Q/15))/8):BX=2*Q-15*BY:RETURN
395 'Aloha graphics routines
400 AY=174:J=0:K=INSTR(1,M$,"@"):IFK>0THENJ=1:AY=168:K=INSTR(K+1,M$,"@"):IFK>0TH
ENJ=2:AY=164
410 I=INSTR(M$,"@"):IFI<>0THENX$=MID$(M$,I+1):M$=LEFT$(M$,I-1):GOSUB440:M$=X$:AY
=AY+(10-4*(J-1)):GOTO410ELSE440
420 J=INSTR(M$,"@"):IFJ<>0THENX$=MID$(M$,J+1):M$=LEFT$(M$,J-1):GOSUB430:M$=X$:AY
=AY-10:GOTO420
430 IF(LEN(M$)<1)OR((AX+LEN(M$))>31)OR(AY>184)OR(AY<163)THENPRINT"ERROR":STOP
435 M$=AD$+CHR$(AX)+CHR$(AY)+M$:DEFUSR0=ML:US=USR0(VARPTR(M$)):RETURN
440 AX=INT(16-LEN(M$)):GOTO430
450 GOSUB30:M$=ME$(ER):GOTO400
460 IFPOINT(0,163)=4THENRETURNELSEGOSUB30:AX=1:AY=164:M$=ME$(PL)+"@"+TY$(FNMN(T
)):GOSUB420:COLOR 4:LINE(170,162)-(170,191),PSET:PSET(0,163,4)
470 AX=22:AY=164:M$=ME$(15):GOSUB420
480 AX=16:AY=174:M$=MID$(STR$(FNMN(NN)),2):GOSUB430:M$=MID$(STR$(CD(PL)),2):AX=1
:AY=184:GOSUB430:AX=26:AY=174:M$=STR$(FNMN(AA))+"@"+STR$(FNMN(DD)):GOTO420
490 GOSUB450:G=2000:GOSUB140:GOTO30
500 AX=26:AY=164:M$="" :GOSUB430:M$=STR$(MV):GOTO430
510 AY=174:AX=INT(16-LEN(M$)):LINE(8*(AX-1),169)-(8*(AX+2*LEN(M$)+1),186),PSET,B
F:RETURN
518 'Remove piece from table
520 SP=PL:FORPL=0TO1
525 IFFNST(0)<1+NR*PL THEN550
530 FORQQ=1+NR*PL TO FNST(0):IFFNMN(XX)=99 THENGOSUB560:QQ=99:NEXTQQ:GOTO530ELSE
NEXTQQ
550 NEXT PL:PL=SP:RETURN
560 I=QQ:IFQQ=FNST(0)THENGOSUB70:POKEFNBP(0),0ELSEFORQQ=QQ+1 TO FNST(0):GOSUB70:
POKEFNBP(0),QQ-1:FORJ=0TO SZ-1:POKEFNBP(J)-SZ,FNMN(J):NEXTJ,QQ
570 POKEW+PL,FNST(0)-1:QQ=I:RETURN
578 'Set-up piece parameters in table - needs QQ
580 FORI=0TO SZ-1:POKEFNBP(I),0:NEXTI:GOSUB120
590 POKEFNBP(TT),TP:FORI=1TO4:POKEFNBP(I+2),SH(TP,I):NEXTI
600 POKEFNBP(NN),NO(PL):NO(PL)=NO(PL)+1:POKEFNBP(0),QQ:POKEW+PL,FNST(0)+1:GOTO17
0
609 'Hyper jump
610 A$=INKEY$:SQ=QQ:SX=BX:SY=BY:ER=0:A=1:JJ=FNMN(JP)
620 GOSUB250:IF(NA=0)AND(FNXX(TT)=3)THEN630ELSEA=A+1:IFA<7THEN620ELSEER=13:GOTO7
30
630 SJ=AJ:FORQQ=S TO FNST(0):IF(SJ<>QQ)AND(FNMN(TT)=3)THENTX=FNMN(XX):TY=FNMN(YY
):GOSUB80ELSE720
640 F3=0:FORA=1TO4:GOSUB250:IFNA=1 THENA=7:NEXTA:GOTO720ELSEIFAJ=0THENF3=A:NEXTA
ELSENEXTA
650 IFF3=0THEN720ELSEA=F3:UX=FNXY(0):UY=FNXY(1):GOSUB1020:R=100+(JJ-MN)*10
660 IFR<0THENR=0ELSEIFR>100THENR=100
670 GOSUB30:M$=ME$(2)+"@"+STR$(R)+" PCT"+" "+ME$(22):GOSUB400
680 GOSUB50:J=INSTR("YNA",A$):ONJ+1 GOTO680,690,720,735
690 IFR<RND(100)THENI=0:GOSUB30:M$=ME$(23):GOSUB400:QQ=SQ:GOTO1710
700 TX=EX:TY=BY:BX=EX:BY=BY+UY:POKEFNBP(0),QQ:GOSUB120:GOTO170
710 QQ=SQ:BX=EX+UX:BY=BY+UY:POKEFNBP(0),QQ:GOSUB120:GOTO170

```



```

720 NEXTQC:ER=10
730 GOSUB490
735 ER=1
740 QQ=SQ:GOTO80
749 'Occupation of star
750 A$=INKEY$:SX=BX:SY=BY:ER=4:BX=BX+UX:BY=BY+UY:TX=BX:TY=BY:A=1:F2=0
760 GOSUB250:IF(NA=0)AND(FNNX(TT)=2)THENF2=1 ELSEIF(NA=1)AND(FNNX(TT)<>3)THENER=
12:GOTO800
770 A=A+1:IFA<7THEN760ELSEIFF2=0THENER=5:GOTO800
780 BX=SX:BY=SY:CR=2:GOSUB280:POKEFNBP(0),0
790 BX=TX:BY=TY:GOSUB280:TP=3:GOSUB580:POKEW+PL,FNST(0)-1:GOTO490
800 GOSUB490:BX=SX:BY=SY:RETURN
809 'Production
810 A$=INKEY$:SQ=QQ:GOSUB1000:IFER THEN980
820 ER=0:QQ=S:IFFNMN(TT)<>3 THENER=8:GOTO980
830 F1=0:FORI=1TO6:QQ=S:GOSUB70:A=I:GOSUB250:IFAJ THEN870
840 BX=BX+UX:BY=BY+UY
850 F2=0:FORA=1TO6:GOSUB250:IFNA=1 THENA=7:F2=0ELSEF2=1
860 NEXTA:IFF2 THENF1=F1+1:DK(F1)=I
870 NEXTI
880 IFF1=0THENER=9:GOTO980
890 GOSUB30:AY=164:AX=1:M$=ME$(14)+STR$(F1)+" "+STR$(CO(PL)):GOSUB420
900 QQ=S:GOSUB70
910 GOSUB920:J=INSTR("MGA",A$):ON J+1GOTO910,930,940,990
920 G=100:A$=INKEY$:IFA$>""THENRETURNELSEAX=25:AY=174:M$="MGA":GOSUB430:GOSUB140
:M$="" :GOSUB430:GOSUB140:GOTO920
930 CS=3:TP=1:GOTO950
940 CS=5:TP=2
950 IFCS>CO(PL)THEN910ELSECO(PL)=CO(PL)-CS:A=DK(F1):BX=BX+FNXY(0):BY=BY+FNXY(1):
F1=F1-1
960 QQ=FNST(0)+1:GOSUB580
970 GOSUB1000:IFER=0 THEN880
980 GOSUB490
990 QQ=SQ:GOTO80
1000 ER=0:IFCO(PL)<3THENER=6ELSEIFFNST(0)=NR+NR*PL THENER=7
1010 RETURN
1019 'Distance between two hex
1020 DX=ABS(SX-TX):DY=ABS(SY-TY):I=ABS(DX/2+DY/2):J=ABS(DX/2-DY/2):K=DX+I:L=DX+J
:MN=I+J
1030 IFMN>K THENMN=K
1040 IFMN>L THENMN=L
1050 RETURN
1059 'Determine player - Game is controlled by this line
1060 PL=1-PL:S=1+NR*PL:GOSUB1140:GOSUB520:GOSUB1070:GOTO1060
1069 'Fix Dead Areas
1070 IFDR<0THEN2300ELSECR=2:I=DR:GOSUB350:DR=DR-1:IFDR>=0THENI=DR:CR=3:GOSUB350
1079 'Fix Green Explosions
1080 IFSS<>DA THENFORJ=0TO1:I=DE(J):IFI=200THENNEXTJ:ELSEGOSUB380:POKEFNBP(0),0:
CR=2:GOSUB280:NEXTJ
1090 FORJ=0TO1:DE(J)=200
1100 SS=SS+1:IFSS=76 THENSS=DA
1110 I=SS:GOSUB380:IFFNBQ(0)<>0THEN1100ELSEFORA=1TO6:GOSUB250:IF(AJ=49)OR(AJ=99)
THENA=7:NEXTA:ELSENEXTA:GOTO1130

```



ATTACK TABLE

Attacker											Evens		Defender					
	6	5	4	3	2	1	2	3	4	5	6	1	2	3	4	5	6	
D	1	3	4	6	7	9	0	0	0	0	0	1	2	3	4	5	6	
i	2	2	3	5	6	8	9	9	0	0	0	0	0	0	0	0	0	
c	3	2	3	4	5	7	8	9	9	0	0	0	0	0	0	0	0	
e	4	2	2	3	4	5	6	7	8	9	9	0	0	0	0	0	0	
	5	2	2	3	4	5	6	7	8	9	9	0	0	0	0	0	0	
R	6	1	2	3	4	5	6	7	8	9	9	0	0	0	0	0	0	
o	7	1	2	3	4	5	6	7	8	9	9	0	0	0	0	0	0	
i	8	1	1	2	3	4	5	6	7	8	9	9	0	0	0	0	0	
l	9	1	1	2	3	4	5	6	7	8	9	9	0	0	0	0	0	
l	10	1	1	2	3	4	5	6	7	8	9	9	0	0	0	0	0	

Interpretation of Results:

- 1 Number Outcome
- 2 Attacker Eliminated
- 3 Attacker loses half Defence Points
- 4 Attacker loses three Defence Points
- 5 Attacker loses two Defence Points
- 6 Both lose two Defence Points
- 7 No damage
- 8 Defender loses two Defence Points
- 9 Defender loses three Defence Points
- 0 Defender loses half Defence Points

Note that if a piece is eliminated that hex, unless it is adjacent to a stargate, becomes a Dead Area which will not be cleared before the end of the game. A stargate however is not removed; instead it is captured and changes sides.



Illustration: John Higgins

```

1120 DE(J)=SS:POKEFNBP(0),53:GOSUB100:CR=1:GOSUB280
1130 NEXTJ:RETURN
1139 'Player PL'S turn
1140 IFFNST(0)<S THENRETURNELSEFORQQ=S TO FNST(0):CO(PL)=CO(PL)-3*(FNMN(TT)=3):P
OKEFNBP(0),0:POKEFNBP(FG),0:POKEFNBP(AID),0:NEXTQQ
1150 G=100:M$=ME$(PL)+ME$(3):GOSUB140:GOSUB30:GOSUB400:IFINKEY$=""THENGOSUB140:G
OTO1150
1160 A$="" :QQ=S:ZZ=0
1170 GOSUB30:MV=FNMN(MM):IFMV=0THEN1310
1180 GOSUB460
1190 GOSUB80:IFA$="C"THEN1280
1200 GOSUB500:MF=1
1210 GOSUB50:IFA THEN1240ELSEJ=INSTR("CSFJP",A$):ON J+1 GOTO1210,1280,1280,1320,
1230,1220
1220 M$=ME$(16):GOSUB40:GOSUB810:GOTO1180
1230 M$=ME$(19):GOSUB40:GOSUB610:A$=INKEY$:IFER THEN1180ELSE1280
1240 GOSUB250
1250 IF(AJ=49)AND(FNMN(TT)=1)THENM$=ME$(17):GOSUB40:GOSUB750:A$=INKEY$:IFER=4THE
N1310ELSE1210
1260 IFAJ<>0THENSOUND10,5:GOTO1210
1270 POKEFNBP(0),0:POKEFNBP(1),QQ:GOSUB190:BX=BX+UX:BY=BY+UY:GOSUB120:GOSUB170
1280 FORA=1TO6:GOSUB250:IFNA=1 THENGOSUB130:MF=100:M$=ME$(18)+STR$(FNMN(NN)):GOS
UB40:NEXTELSENEXT
1290 IFMF=100THENPLAY"T200;02ABCDEFGH":GOSUB30:ZZ=1
1300 IFINSTR("CS",A$)THEN1310ELSEMV=MV-MF:IF MV>0THEN1180
1310 PLAY"T100;02GFEDCBA":QQ=QQ+1:IFQQ<=FNST(0)THEN1170
1319 'Enter COMBAT sequence
1320 M$=ME$(20):IFZZ THENGOSUB40ELSEM$=ME$(21)+M$:GOTO40
1327 'First - find attackers - if they are attacking more than one request decis
ion
1330 A$=INKEY$:HX=0:FORQQ=S TO S+NR:IFFNMN(FG)=0THEN1360
1340 IFFNMN(FG)=1THENAJ=FNMN(ID):POKEFNBP(AID),1:GOTO1360ELSEGOSUB80:GOSUB30:ER=
1:GOSUB450
1350 GOSUB50:GOSUB250:IFNA=1 THENM$=ME$(20):GOSUB40:GOSUB130:POKEFNBP(AI),1ELSE1
350
1360 NEXTQQ
1367 'Second - set-up QB for each combat sequence
1368 'Test if FG set. If so, save in ID in QB. Now test rest and check if any at
tacking same piece. Save in QB. Defender in QB(0)

```

▶▶▶▶▶▶▶▶▶▶

DRAGON CONTINUED

```

1369 'Calculate attack factors as we go
1370 IFHX THENCR=2:GOSUB210
1380 AP=0:QQ=S:HH=0
1390 IFFNMN(FG)=0THENQQ=QQ+1:IFQQ>FNST(0)THENRETURN ELSE1390
1400 AJ=FNMN(ID):POKEFNAJ(AID),1:GOSUB1430
1410 QQ=QQ+1:IFQQ>FNST(0)THEN1440ELSEIFFNMN(ID)=AJ THENGOSUB1430
1420 GOTO1410
1430 POKEFNPC(FG),0:HH=HH+1:POKEFNQA(HH),QQ:AP=AP+FNMN(AA):RETURN
1439 'Now calculate defender factors plus assistance
1440 AJ=FNQB(0):DP=FNNX(AA):GOSUB1740:DP=DP+K
1449 'Get column and random row
1450 A=AP/DP:B=INT(A):IFA>6THENRT=10ELSEIF6*A<1THENRT=1ELSERT=FNRT(RND(10))
1460 IFRT=0THENRT=10
1470 CR=1:GOSUB210:HX=1
1480 GOSUB30:M$=RT$(RT):GOSUB400
1490 GOSUB270
1499 'Outcomes
1500 ON RT GOSUB1520,1530,1560,1570,1600,1620,1630,1640,1670,1700
1510 GOTO1370
1520 K=99:GOTO1580
1530 FORI=1TO HH:QQ=FNQB(I):J=FNMN(DD):K=INT(.5+J/2):
1540 IF(J-K)<1THENGOSUB1710ELSEPOKEFNPC(DD),J-K
1550 NEXTI:RETURN
1560 K=3:GOTO1580
1570 K=2
1580 FORI=1TO HH:QQ=FNQB(I):J=FNMN(DD):IF(J-K)<1THENGOSUB1710ELSEPOKEFNPC(DD),J-K
K
1590 NEXTI:RETURN
1600 GOSUB1570
1610 GOTO1630
1620 RETURN
1630 K=2:GOTO1650
1640 K=3
1650 I=0:QQ=FNQB(0):J=FNMN(DD):IF(J-K)<1THENGOSUB1710ELSEPOKEFNPC(DD),J-K
1660 RETURN
1670 I=0:QQ=FNQB(0):J=FNMN(DD):K=INT(.5+J/2)
1680 IF(J-K)<1THENGOSUB1710ELSEPOKEFNPC(DD),J-K
1690 RETURN
1700 K=99:GOTO1650
1708 'Eliminate piece unless it's a stargate which changes sides
1710 IFFNMN(TT)=3THENIF(FNST(0)<NR+NR*PL)THEN1730ELSEER=28:GOSUB190
1715 POKEFNQA(I),0:GOSUB80:FORA=1TO6:GOSUB250:IFFNXX(TT)=3THENF2=0:A=7:NEXTA ELSE
ENEXTA:F2=50
1720 PLAY"1200;02ACEG;01BCDE;03ABCEFG":POKEFNBP(0),F2:POKEFNPC(XX),99:CR=4:GOSU
B160:CR=2:GOSUB160:CR=2:GOSUB280:IFF2 THENCR=1:GOTO280ELSERETURN
1730 ER=27:GOSUB450:GOSUB80:POKEFNPC(XX),99:TP=3:QQ=FNST(0):1:POKEFNQA(I),QQ:GOT
O580
1739 'Assistance
1740 F2=1:GG=HH:K=0:FORJ=1TO HH:QQ=FNQB(J):GOSUB1760:NEXTJ
1750 F2=0:QQ=FNQB(0):IFFNMN(TT)<3THENRETURN
1760 GOSUB70:FORA=1TO6:GOSUB250:IF(NA=F2)AND(FNXX(AID)=0)THENK=K+FNNX(AA):POKEFN
AJ(AID),1:GG=GG+1:POKEFNQA(GG),AJ
1770 NEXTA
1780 RETURN
1789 'Initialise
1790 POKE65495,0:ML=&H7B00:GR=&H7EC0:W=&H7C00:BD=&H7E00:RD=&H7F10:DA=30:DR=75:BB
=RD+DR+1
1800 S=1:SZ=12:NR=16:XX=0:YY=1:TT=2:MM=3:AA=4:DD=5:FG=10:ID=7:AID=8:NN=9:JP=6
1810 DIMDK(6),ME$(28),TY$(5),SH(3,4),CO(1),DE(1),NO(1)
1819 'Logo
1820 GOSUB3020:SCREEN1,0
1829 'Clear BD,W and RD
1830 FORI=W TO QB:POKEI,0:NEXTI
1839 'DEF FN'S
1840 DEFFNOD(A)=(BX+BY)AND1
1850 DEFFNQA(O)=QB+O
1860 DEFFNQB(O)=PEEK(FNQA(O))
1870 DEFFNBP(O)=BD+16*(BY+O*UY)+BX+O*UX
1880 DEFFNBQ(O)=PEEK(FNBP(O))

```




```

1890 DEFFNPC(O)=W+SZ*QQ+O
1900 DEFFNMN(Q)=PEEK(FNPC(Q))
1910 DEF FNXY(O)=VAL(MID$("... 1-1 1 1 0 2-1 1-1-1 0-2",A*4+2*O,2))
1920 DEF FNxEDGE(O)=O<0 OR O>14
1930 DEF FNYEDGE(O)=O<0 OR O>16
1940 DEF FNST(O)=PEEK(W+PL)
1950 DEF FNAJ(O)=W+SZ*AJ+O
1960 DEF FNNX(U)=PEEK(FNAJ(O))
1970 DEFFNRT(O)=VAL(MID$(MID$(OD$,12*O,12),5+B+(B=0)*(INT(1/A)-2),1))
1979 'The Pieces
1980 BS$="UID1R2D1R2D4;BU4R2U1R2U1L2U1L2;U4BD4L2D1L2"
1990 PC$(2)="DUNU2R10UL6NL2;UR2NR2U2R2NR2UL6DNL2R4;D5NL2NR2D2NR4NL6DNL4R2"
2000 PC$(3)="BUU3R2UR2NUR2DNL2R2D3L2D2R2ND2L4NU3ND2L4ND2R2U2"
2010 PC$(1)="NU3ND3R10DL2D2L2NDL2UR2UL4U2R2NR6U2R2NUNDR2D"
2020 PC$(6)=PC$(3);PC$(5)="BM+10,-1;AZ"+PC$(2)+"A0"
2030 PC$(4)="BM+10,-1;AZ"+PC$(1)+"A0"
2040 DA$="BU9R10D3R2D3R2D5L2D3L2D3L10U3L2U3L2U5R2U3R2U2"
2049 'Put pieces in logo
2050 DRAW"C1;BM72,86;"+BS$
2060 FORI=-1TO1 STEP2;A$="C"+STR$(3-(I>0))+"BM"
2070 DRAWA$+STR$(58-I*L-L*(I<0))+", "+STR$(86+I*INT(L3/2))+"; "+PC$(3-3*(I<0))
2080 DRAWA$+STR$(58-I*L-L*(I<0))+", "+STR$(86-I*INT(L3/2))+"; "+PC$(2-3*(I<0))
2090 DRAWA$+STR$(72)+", "+STR$(86+I*INT(L3))+"; "+PC$(1-3*(I>0))
2100 NEXTI
2110 GOSUB2510;AX=19;FORI=1TO7;M$=MID$(".....THE BEACON STAR WAR BY RO
NPOTKIN",I*6,6);AY=20*I;GOSUB435;NEXTI;M$="COMPUTER AND@VIDEO GAMES";GOSUB400
2120 GOSUB300;FORI=1TO4;PCOPYI TO I+4;NEXTI;PHODE3,5;SCREEN1,0;PMODE3,1
2130 PCLS2;COLOR4;LINE(0,162)-(255,162),PSET
2139 'Board Outline
2140 FORI=0TO144 STEP18;DRAW"C4;BM8,"+STR$(I)+";D3L2D3L2D6R2D3R2D3";DRAW"BM246,"
+STR$(I)+";D3R2D3R2D6L2D3L2D3"
2150 NEXT
2160 FORI=0TO6;DRAW"BM"+STR$(22+32*I)+",0;D3R2D3R2D3R10U3R2U3R2U3";PAINT(27+32*I
,0),4,4
2170 DRAW"BM"+STR$(22+32*I)+",162;U3R2U3R2U3R10D3R2D3R2D3";PAINT(27+32*I,160),4,
4
2180 NEXT
2190 FORI=2TO254STEP252;PAINT(I,2),4,4;NEXT
2199 'Set up the pieces
2200 NA$="NAME";GOSUB330;FORI=1TO3;READY$(I),SH(I,1),SH(I,2),SH(I,3),SH(I,4);NE
XTI
2210 NA$="PC";GOSUB330;QQ=1;PL=0;GOSUB2220;QQ=1+NR;PL=1;GOSUB2220;GOTO2260
2220 POKEW+PL,QQ-1;NO(PL)=QQ
2230 READBX;IFBX=999THENRETURN
2240 READBY,TP;GOSUB580
2250 QQ=QQ+1;GOTO2230
2259 'Set-up Dead Areas
2260 CR=4;DR=DA-1;FORI=0TO DR;GOSUB350;POKEFNBP(0),50;NEXTI;SS=DA
2270 FORJ=1TO10
2280 I=RND(DR);GOSUB380;IFFNBQ(0)=99THEN2280ELSEPOKEFNBP(0),99;NEXTJ
2290 SCREEN1,0;RETURN
2299 'End game sequence
2300 G=1000;GOSUB30;IFCO(0)>CO(1)THENPL=0;ELSEPL=1
2310 M$=ME$(24)+ME$(PL)+ME$(25)+STR$(CO(PL));GOSUB2320;M$=ME$(26);GOSUB2320;GOTO
2310
2320 GOSUB30;Q$=INKEY$;IFQ$="Y"THENRUNELSEIFQ$=""THENGOSUB400;GOTO140
2330 END
2339 'Piece Data BX, BY, TP
2340 DATA PC
2350 DATA 0,8,3, 1,7,1, 1,9,2, 0,6,1, 0,10,2
2360 DATA999
2370 DATA 14,8,3, 13,7,1, 13,9,2, 14,6,1, 14,10,2
2380 DATA999
2389 'More piece data - name,MV,AT,DF,Jumps
2390 DATA NAME
2400 DATA MINER,5,1,3,3
2410 DATA GUNSHIP,3,4,5,2
2420 DATA STARSHIP,0,2,2,0
2429 'Save Program
2430 GOSUB20;PRINT"SAVE PROGRAM"
2440 INPUT"VN=";B$
2450 INPUT"POSITION TAPE";C$

```


Illustration: John Higgins



```

2460 FORI=1TO4:MOTORON:FORJ=1TO2500:NEXT:MOTOROFF:PRINTI;
2470 CSAVE"SPACE"+B$+CHR$(48+I):NEXT
2480 PRINT"DONE":STOP
2500 STOP
2509 'All messages
2510 ME$(0)="BLUUTON"
2520 ME$(1)="REDARE"
2530 ME$(2)="JUMP STARGATES"
2540 ME$(3)="@PRESS ENTER"
2550 ME$(4)="BEACON STAR@OCCUPIED"
2560 ME$(5)="NEEDS A@GUNSHIP@TO LAND"
2570 ME$(6)="INSUFFICIENT@ERUS"
2580 ME$(7)="MAXIMUM@FLEET"
2590 ME$(8)="LOST BASE@STARGATE"
2600 ME$(9)="NO DOCKS FREE"
2610 ME$(10)="NO STARGATES@AVAILABLE"
2620 ME$(11)="INDICATE@DIRECTION"
2630 ME$(12)="ENEMY IN@ORBIT"
2640 ME$(13)="MUST BE@IN ORBIT"
2650 ME$(14)="DOCKS@FREE ERUS MGA@"
2660 ME$(15)="MV@AT@DF"
2670 ME$(16)="PRODUCTION"
2680 ME$(17)="LANDING"
2690 ME$(18)="ATTACK"
2700 ME$(19)="HYPER JUMP"
2710 ME$(20)="COMBAT"
2720 ME$(21)="NO "
2730 ME$(22)=" YNA"
2740 ME$(23)="JUMP FAILED@SHIP IMPLODES"
2750 ME$(24)="DEAD AREA CLEAR@"
2760 ME$(25)=" WINS@ERUS "
2765 ME$(26)="PRESS Y @TO PLAY AGAIN"
2766 ME$(27)="STARGATE@CAPTURED"
2767 ME$(28)="MAX FLEET@NO CAPTURE"
2770 RT$(1)="ATTACKER@ELIMINATED"
2780 RT$(2)="ATTACKER@LOSES HALF"
2790 RT$(3)="ATTACKER@LOSES THREE"
2800 RT$(4)="ATTACKER@LOSES TWO"
2810 RT$(5)="BOTH LOSE TWO"
2820 RT$(6)="NO DAMAGE"
2830 RT$(7)="DEFENDER@LOSES TWO"
2840 RT$(8)="DEFENDER@LOSES THREE"
2850 RT$(9)="DEFENDER@LOSES HALF"
2860 RT$(10)="DEFENDER@ELIMINATED"
2870 OD$=".....34679000000.23568990000.23457899000.22356789900.22345678990
.12344668899.12234557399.11233447799.11123336799.11112225788"

```



```

2879 'Machine language to clear message area
2880 DATA GRAPH
2890 DATA C655108E1A60E7A0108C1E002DF839
2900 NA$="GRAPH":GOSUB330
2910 C=0:READA$:FORJ=1TOLEN(A$)/2:POKEGR+C,VAL("&H"+MID$(".",A$,2*J,2)):C=C+1:NE
XTJ
2915 'This section devoted to M/L to print text in PMODE3,1 for the DRAGON. Use
if your computer has same difficulties
2920 CH$="0123456789ABCDEFGHIJKLMNP RSTUVWXYX"
2930 D$="EEEEEMEGEEMEEOEEOMGEEGEGMEGMMGOEGOMMEEMEMMGEMGMMMEMMMOEEEOEMOGMOEOOOM"
2940 S$="KNNNNNKDIDDDDKKKBKMMWCDKBNKCEHOCWVBBNLKMMVNNKWBBCDGMKNNKNNKNNLBBVK
NNNNNNVNNVNNVKNMMMNKVVNNNNNVMMVMMWMMVMMKMPNNKNNNNNNKDDDDDKFCCCCOINOQSQONMMMM
MMWNNRRNNNTTRPPNUNNVMMMAAAAAAVNNVQONKNMKBNKWDODDDDDNNNNNNKNNHHDDNNRRUNNNHDDHNN
NNNKDDD"
2950 DATA ML
2960 DATA 33761F34B6A14781432705BD8B302003BDB3ED1F0110AE02ECA1ED40ECA1ED42ECA1ED
44ECA1ED46E684C0083404A647C6203DC306001F01E6463AAF484FAE40E6A4C14F2711E680C12A26
0431212050E1A427034C20EF31213420C6073D10AE44
2970 DATA 31ABC6073404A6A08041C6033DAE42308B342010AE48EC81834040484848483404ABE0
E684C04058585858CB05EDA41F20C30020ED48352035045A26C73520EC468B02ED4635045A1026FF
7F324A39
2980 IF(PEEK(ML)=51)AND(PEEK(ML+1)=118)THEN3000ELSENA$="ML":GOSUB330
2990 C=0:FORI=1TO2:READA$:FORJ=1TOLEN(A$)/2:POKEML+C,VAL("&H"+MID$(".",A$,2*J,2)
):C=C+1:NEXTJ,I
3000 AD$="":U=VARPTR(CH$):GOSUB3010:U=VARPTR(D$):GOSUB3010:U=VARPTR(S$)
3010 AD$=AD$+CHR$(PEEK(U+2))+CHR$(PEEK(U+3)):RETURN
3020 PMODE3,1:PCLS2:LINE(0,0)-(255,191),PSET,B:M=3^(.5):AX=63:AY=110:L=28
3029 'Draw seven hex
3030 L3=M*L:L2=M*L/2:LD=L/2
3040 X=AX:Y=AY:GOSUB3110
3050 Y=AY-L2*2:GOSUB3110
3060 Y=AY-L2*4:GOSUB3110
3070 X=AX-LD*3:Y=AY-L2:GOSUB3110
3080 Y=AY-L2*3:GOSUB3110
3090 X=AX+3*LD:Y=AY-L2:GOSUB3110
3100 Y=AY-3*L2
3110 LINE(X,Y)-(X-LD,Y+L2),PSET
3120 LINE-(X,Y+L3),PSET
3130 LINE-(X+L,Y+L3),PSET
3140 LINE-(X+L+LD,Y+L2),PSET
3150 LINE-(X+L,Y),PSET
3160 LINE-(X,Y),PSET
3170 RETURN

```

DESCRIPTION OF VARIABLES & FUNCTIONS

PL: Whose move?

Set to 0 for Blue, 1 for Red.

BX, BY: Board Coordinates.

These are set for each piece during initialisation and will change in accordance with directions given by the player. BX and BY will always be both odd or both even numbers.

See FNOD() which checks this.

PX, PY: Picture Coordinates.

The starting point for each DRAW command. Calculated using BX and BY.

BD: Board.

The address of the first byte of the Board. There is some waste since although the board has only 128 hex, 256 bytes are reserved. This is convenient for calculations.

FBNP(): Board Pointer.

This is a function which returns the address of a hex on the Board using BD, BX, BY, UX and UY. The arguments are 0 — points to the address of BX, BY — or 1 — points to

an adjacent hex indicated by UX and UY.

FNBQ(): Contents of hex.

This function return the contents of the hex — e.g. PEEK(FBNP(X)).

W: Piece Table.

The address of the first byte of the piece table. 512 bytes are allowed allowing for expansion of NR and SZ.

NR: Maximum number of pieces on each side. Set to 16.

SZ: Number of Parameters in piece table. Set to 12.

QQ: Index of current piece.

FNPC(): Address of parameter for piece QQ.

This is a function which returns the address of a parameter for a piece. QQ must contain the index. The argument is the byte number (see XX, YY, TT etc).

FNMN(): Contents of piece table. Similar to FNBQ().

Converted by Pat Mori

Runs on a 48K Spectrum

In order to resave this program, type as a direct command, "CLEAR" and then "ENTER". Secondly type, as a direct command, "POKE 24449,128, and then ENTER. Finally type SAVE "BSW" LINE 1 and save in the normal way.

```

1 DEF FN a(o)=4b+0
2 DEF FN b(o)=PEEK FN a(o)
3 DEF FN s(o)=bd+16+(by+0+uy)
+bx+0*ux
4 DEF FN q(o)=PEEK FN s(o)
5 DEF FN p(o)=w+52+qq+0
6 DEF FN m(q)=PEEK FN p(q)
7 DEF FN x(o)=VAL "... 1-1 1
1 0 2-1 1-1-1 0-2" (2*4+2+0 TO a#
4+2*0+1)
8 DEF FN e(o)=0<0 OR 0>14
9 DEF FN f(o)=0<0 OR 0>16
10 DEF FN l(o)=PEEK (w+p(o)
11 DEF FN j(o)=w+52+aj+0
12 DEF FN n(o)=PEEK FN j(o)
13 DEF FN r(o)=VAL "3467900000
0.23568990000.23457899000.223567
009000.22345678990.12344668899.12
234567899.11233447799.1112333679
9.11112225788" (0+12+b-7-NOT b+iI
NT (1/a)-2))
14 DEF FN z(z)=INT (AND+z+1)
15 CLEAR 63999: POKE 23559,0:
POKE 24449,0: GO SUB 1790
20 LET pl=1-pl: LET s=1+sr+pl:
GO SUB 1140: GO SUB 520: GO SUB
1070: GO TO 20

```

```

30 PRINT AT 19,0, "AT 1
9,0: RETURN
50 LET g=20: LET a$=INKEY$: IF
a$>"0" AND a$<"7" THEN LET a=UA
L a$: RETURN
53 IF IN 64510=234 THEN POKE 2
3659,2: STOP "... THEN RETURN
55 IF a$<> THEN RETURN
60 GO SUB 150: GO TO 50
70 LET bx=FN m(xx): LET by=FN
m(yy): RETURN
80 LET f$=p$(3*pl+FN m(tt))
90 GO SUB 70
100 LET px=bx*2+1: LET py=by+1
110 RETURN
120 POKE FN p(xx),bx: POKE FN p
(yy),by: RETURN
130 POKE FN p(fg),FN m(fg)+1: P
OKE FN p(id),aj: RETURN
140 FOR g=0 TO g-1: NEXT g: RET
URN
150 GO SUB 80: GO SUB 140: GO 5-
UB 190: GO SUB 140: GO TO 170
160 FOR v=1 TO 5: FOR f=160 TO
163: BEEP .01,-10: PRINT AT py,p
x: PAPER 6: INK cr: CHR$ f: BEEP
.01,-15: PRINT AT py+1,px: PAPER
6: INK cr: CHR$ f: BEEP .01,-20
R 6: NEXT f: NEXT v: RETURN
170 GO SUB 80: PRINT INK 1+pl:
PAPER 6: AT py,px: f$(1): AT py+1,p
x: f$(2): LET ik=1+pl: GO TO 200
180 PRINT PAPER 6: INK 4: AT py,
px: "1": AT py+1,px: "Y": LET ik=4:
GO TO 200
190 LET CR=6: PRINT PAPER cr: AT

```



```

PY, PX; " " AT PY+1, PX; " " : LET I
K=0
200 PLOT INK I, PX+8, 160-PY+8:
DRAW INK I, 7, 0: RETURN
210 BEEP 0, 1: FOR I=0 TO 99: GO
SUB 230: NEXT I: IF CR<5 THEN
LET CR=1+PL
220 IF 99=HH THEN RETURN
225 FOR I=HH+1 TO 99: GO SUB 23
0: NEXT I: RETURN
230 LET QQ=FN B(I): IF QQ=0 THE
N RETURN
235 GO SUB 70: GO SUB 20: PRINT
FLASH CR=4: INK 0: PAPER 0: DUE
RETURN
240 LET NA=-1: IF A=0 THEN LET
AJ=NA: RETURN
250 LET UX=FN X(0): LET UY=FN X
(1): IF FN E(BX+UX) OR FN F(BY+U
Y) THEN LET AJ=NA: RETURN
255 LET AJ=FN Q(1)
260 IF AJ>2*NR OR AJ=0 THEN RET
URN
265 LET NA=1-(AJ<NR)=(QQ<NR)
: RETURN
270 BEEP 1, 1: STOP
280 GO SUB 100: PAPER CR: INK 0
-2*(CR<5 AND PX>1 AND PY>1 AND
IF PX>1 AND PY>1 AND CR=6 AND (A
TTR (PY, PX-1)=48 OR ATTR (PY, PX-
1)-INT (ATTR (PY, PX-1)/8)+8=6) T
HEN LET Z$="/": INK 0
285 PRINT AT PY, PX-1, Z$: INK 0:
PAPER CR: " " PAPER 0: INK CR:
LET Z$=" " : IF PX<29 AND PY>1 A
ND CR=6 AND ATTR (PY, PX+1)>47 TH
EN LET Z$=" " : INK 0
290 PRINT Z$ AT PY+1, PX-1: PAP
ER CR: INK 0-2*(CR<5 AND PX>1 A
ND PY<17 AND ATTR (PY+1, PX-1)=48
): LET Z$=" " : IF PX>1 AND PY<17
AND CR=6 AND (ATTR (PY+1, PX-1)=
48 OR ATTR (PY+1, PX-1)-INT (ATTR
(PY+1, PX-1)/8)+8=6) THEN LET Z$
=" " : INK 0
295 PRINT Z$: INK 0: PAPER CR: "
" PAPER 0: INK CR: LET Z$=" "
: IF PX<29 AND PY<17 AND CR=6 AN
D ATTR (PY+1, PX+1)>47 THEN LET Z
$="/": INK 0
296 IF CR=6 THEN GO SUB 200
298 PRINT Z$: INK 7: PAPER 0: R
ETURN
300 LET Q=0: FOR I=0 TO 49
310 LET Q=Q+1: GO SUB 390: IF B
X<3 OR BX>11 THEN GO TO 310
315 POKE I+RD, Q: NEXT I
320 FOR I=0 TO 49: LET R=FN Z(I
+1)-1: LET A=PEEK (I+RD): POKE R
+RD, PEEK (I+RD): POKE I+RD, A: NE
XT I: RETURN
350 GO SUB 380: GO SUB 280
360 IF CR<5 THEN RETURN
362 LET CR=4
370 LET J=FN Q(0)-50: IF J<0 TH
EN RETURN
373 POKE FN S(0), J: IF J=49 THE
N GO SUB 100: GO TO 180
375 RETURN
380 LET Q=PEEK (I+RD)
390 LET BY=2*INT (Q/15)+INT ((Q
-15)*INT (Q/15)/8): LET BX=2*Q-1
5+BY: RETURN
490 LET G=100: GO SUB 140: GO T
O 30
520 LET SP=PL: FOR P=0 TO 1: LE
T PL=P
530 FOR Q=1+NR*PL TO FN L(0): L
ET QQ=Q: IF FN M(XX)=99 THEN GO
SUB 560: GO TO 530
550 NEXT Q: NEXT P: LET PL=SP:
RETURN
560 LET I=QQ: IF QQ=FN L(0) THE
N GO SUB 70: POKE FN S(0), 0: GO
TO 570
565 FOR Q=QQ+1 TO FN L(0): LET
QQ=Q: GO SUB 70: POKE FN S(0), QQ
-1: FOR J=0 TO SZ-1: POKE FN P(J
)-SZ, FN M(J): NEXT J: POKE FN P(J
)-1, FN M(J): NEXT J: LET QQ
=I: RETURN
580 FOR I=0 TO SZ-1: POKE FN P(I

```

```

I), 0: NEXT I: GO SUB 120
590 POKE FN P(I), 1P: FOR I=1 T
O 4: POKE FN P(I+2), S(ITP, I): NEX
T I
600 POKE FN P(0), N(P(1)): LET
N(P(1))=N(P(1))+1: POKE FN S(0),
QQ: POKE W+PL, FN L(0)+1: GO TO 1
70
610 LET SQ=QQ: LET SX=BX: LET S
Y=BY: LET ER=0: LET A=1: LET JJ=
FN M(JP)
620 GO SUB 250: IF NA=0 AND FN
N(I)=3 THEN GO TO 630
623 LET A=A+1: IF A<7 THEN GO T
O 620
625 PRINT AT 21, 0: "Must be in o
rbit": GO TO 730
630 LET SJ=AJ: FOR Q=5 TO FN L
(0): LET QQ=Q: IF SJ>QQ AND FN M
(I)=3 THEN LET TX=FN M(XX): LET
TY=FN M(Y): GO SUB 80: GO TO 6
40
635 GO TO 720
640 LET F3=0: FOR A=1 TO 6: GO
SUB 250: IF NA=1 THEN LET A=7: N
EXT A: GO TO 720
643 IF AJ=0 THEN LET F3=A
646 NEXT A: IF F3=0 THEN GO TO
720
650 LET A=F3: LET UX=FN X(0): L
ET UY=FN X(1): GO SUB 1020: LET
R=100+(JJ-MN)*10
660 IF R<0 OR R>100 THEN LET R=
(R>100)*100
670 GO SUB 30: PRINT "Jump star
gates": R, "%": "Press Y, N, A"
680 GO SUB 50: GO TO 680+10*(A$
="Y")+40*(A$="N")+55*(A$="A")
690 IF R<FN Z(100) THEN LET I=0
: GO SUB 30: PRINT AT 21, 0: "Jump
failed. Ship implodes": LET ER=
1: LET QQ=SQ: GO TO 1710
700 LET TX=BX: LET TY=BY: LET B
X=SX: LET BY=SY: LET CR=6: GO SU
B 280: POKE FN S(0), 0: LET BX=TX
: LET BY=TY
710 LET QQ=SQ: LET BX=BX+UX: LE
T BY=BY+UY: POKE FN S(0), QQ: GO
SUB 120: GO TO 170
720 NEXT Q: PRINT AT 21, 0: "No s
targates available"
730 GO SUB 490
735 LET ER=2
740 LET QQ=SQ: GO TO 30
750 LET SX=BX: LET SY=BY: LET E
R=4: LET BX=BX+UX: LET BY=BY+UY:
LET TX=BX: LET TY=BY: LET A=1:
LET F2=0
760 GO SUB 250: IF NA=0 AND FN
N(I)=2 THEN LET F2=1
765 IF NA=1 AND FN N(I)>3 THE
N PRINT AT 21, 0: "Enemy in orbit"
: LET ER=12: GO TO 800
770 LET A=A+1: IF A<7 THEN GO T
O 760
775 IF F2=0 THEN PRINT AT 21, 0:
"Needs a gunship to land": LET E
R=5: GO TO 800
780 LET BX=SX: LET BY=SY: LET C
R=6: GO SUB 280: POKE FN S(0), 0
790 LET BX=TX: LET BY=TY: GO SU
B 280: LET TP=3: GO SUB 580: POK
E W+PL, FN L(0)-1: PRINT AT 21, 0:
"Beacon star occupied": GO TO 49
0
800 GO SUB 490: LET BX=SX: LET
BY=SY: RETURN
810 LET SQ=QQ: GO SUB 1000: IF
ER THEN GO TO 980
820 LET ER=0: LET QQ=5: IF FN M
(I)>3 THEN PRINT AT 21, 0: "Lost
base stargate": GO TO 980
830 LET F1=0: FOR I=1 TO 6: LET
QQ=5: GO SUB 70: LET A=I: GO SU
B 250: IF AJ THEN GO TO 870
840 LET BX=BX+UX: LET BY=BY+UY
850 LET F2=1: FOR A=1 TO 6: GO
SUB 250: IF NA=1 THEN LET A=7: L
ET F2=0
860 NEXT A: IF F2 THEN LET F1=F
1+1: LET K(F1)=I
870 NEXT I
880 IF F1=0 THEN PRINT AT 20, 0:

```

DDDDDD


```

"No docks free": GO TO 980
890 GO SUB 30: PRINT "Docks fre
e :";f1;"ERU's :";c(pl+1)
900 LET q9=s: GO SUB 70
910 GO SUB 920: GO TO 910+20*(a
$="M")+30*(a$="G")+70*(a$="A")
920 LET g=50: LET a$=INKEY$: IF
a$<>" " THEN RETURN
924 PRINT OVER 1;AT 22,0;"Pres
s M,G,A": GO SUB 140: GO TO 920
930 LET cs=3: LET tp=1: GO TO 9
50
940 LET cs=5: LET tp=2
950 IF cs>c(pl+1) THEN GO TO 91
0
954 BEEP .2,36: BEEP .2,24: LET
c(pl+1)=c(pl+1)-cs: LET a=k(f1)
: LET bx=bx+FN x(0): LET by=by+F
N x(1): LET f1=f1-1
960 LET qq=FN l(0)+1: GO SUB 58
0
970 GO SUB 1000: IF er=0 THEN G
O TO 880
980 GO SUB 490
990 LET qq=sq: GO TO 80
1000 LET er=0: IF c(pl+1)<3 THEN
LET er=6: PRINT AT 21,0;"Insuff
icient ERU's for more": RETURN
1005 IF FN l(0)=nr+nr+pl THEN LE
T er=7: PRINT AT 21,0;"Maximum f
leet size deployed"
1010 RETURN
1020 LET dx=ABS (sx-tx): LET dy=
ABS (sy-ty): LET i=dx/2+dy/2: LE
T j=ABS (dx/2-dy/2): LET k=dx+i:
LET l=dx+j: LET mn=i+j
1030 IF mn>k THEN LET mn=k
1040 IF mn>l THEN LET mn=l
1050 RETURN
1070 IF dr<0 THEN GO TO 2300
1075 LET cr=6: LET i=dr: GO SUB
350: LET dr=dr-1: IF dr>=0 THEN
LET i=dr: LET cr=1: GO SUB 350
1080 IF ss<>da THEN FOR j=0 TO 1
: LET i=d(j+1): IF i<200 THEN G
O SUB 380: POKE FN s(0),0: LET c
r=6: GO SUB 280
1085 IF ss<>da THEN NEXT j
1090 FOR j=0 TO 1: LET d(j+1)=20
0
1100 LET ss=ss+1: IF ss=76 THEN
LET ss=da
1110 LET i=ss: GO SUB 380: IF FN
q(0)<>0 THEN GO TO 1100
1114 FOR a=1 TO 6: GO SUB 250: I
F aj<>49 AND aj<>99 THEN NEXT a:
GO TO 1130
1120 LET d(j+1)=ss: POKE FN s(0)
53: GO SUB 100: LET cr=4: GO SU
B 280
1130 NEXT j: RETURN
1140 IF FN l(0)=nr+pl THEN GO TO
2500
1145 FOR q=s TO FN l(0): LET qq=
q: LET c(pl+1)=c(pl+1)+3*(FN m(i
t)=3): POKE FN p(id),0: POKE FN
p(fg),0: POKE FN p(aid),0: NEXT
q: GO SUB 30
1150 PRINT AT 19,0: OVER 1;TAB 1
2;M$(pl+1);TAB 10;"Press Enter":
PAUSE 25: IF INKEY$<>CHR$ 13 TH
EN GO TO 1150
1160 LET a$="": LET qq=s: LET zz
=0
1170 GO SUB 30: LET mv=FN m(ma):
IF mv=0 THEN GO TO 1310
1180 PRINT AT 19,0;M$(pl+1);TAB
14;"Moves";TAB 30;M$(FN m(it)
):FN m(nn);TAB 14;"Attack factor
s":FN m(aa)"ERU's";TAB 8;c(pl
+1);TAB 14;"Defence factors":FN
m(dd)
1190 GO SUB 80: IF a$="C" THEN G
O TO 1280
1200 LET mf=1
1210 PRINT OVER 1;AT 22,0;"Ente
r command (C,S,F,J,P,1-6)": GO
SUB 50: GO TO 1210+30*(a$>"0")
AND a$<"7")+70*(a$="C") OR a$="S")

```

```

+110*(a$="F")+20*(a$="J")+10*(a$
="P")
1220 GO SUB 30: PRINT "Productio
n": GO SUB 810: GO TO 1180
1230 GO SUB 30: PRINT "Hyper jum
p": GO SUB 610: GO TO 1180+100*(
er<2)+30*(er=1)
1240 GO SUB 250: GO SUB 30
1250 IF aj=49 AND FN m(it)=1 THE
N PRINT "Landing": GO SUB 750: G
O TO 1210+100*(er=4)
1260 IF aj<>0 THEN FOR v=1 TO 50
: BEEP .01,0: BEEP .01,-10: NEXT
v: GO TO 1210
1270 POKE FN s(0),0: POKE FN s(1
),qq: GO SUB 190: LET bx=bx+ux:
LET by=by+uy: GO SUB 120: GO SUB
170
1280 FOR a=1 TO 6: GO SUB 250: I
F na=1 THEN GO SUB 130: LET mf=1
00: GO SUB 30: PRINT AT 20,0;"At
tack :";FN n(nn)
1290 NEXT a: IF mf=100 THEN FOR
v=1 TO 36: BEEP .01,v: NEXT v: G
O SUB 30: LET zz=1
1300 IF a$<>"C" AND a$<>"S" THEN
LET mv=mv-mf: IF mv>0 THEN GO T
O 1180
1310 FOR v=36 TO 1 STEP -1: BEEP
.01,v: NEXT v: LET qq=qq+1: IF
qq<=FN l(0) THEN GO TO 1170
1320 GO SUB 30: IF NOT zz THEN P
RINT "No combat": RETURN
1330 PRINT "Combat": LET hx=0: F
OR q=s TO s+nr: LET qq=q: IF FN
m(fg)=0 THEN GO TO 1360
1340 IF FN m(fg)=1 THEN LET aj=F
N m(id): POKE FN j(aid),1: GO TO
1360
1345 GO SUB 80: PRINT AT 20,0;"I
ndicate direction"
1350 GO SUB 50: GO SUB 250: IF n
a<1 THEN GO TO 1350
1355 PRINT AT 20,0;": GO SUB 130
: POKE FN j(aid),1: BEEP .2,36:
BEEP .2,24
1360 NEXT q
1370 IF hx THEN LET cr=6: GO SUB
210
1380 LET ap=0: LET qq=s: LET hh=
0
1390 IF FN m(fg)=0 THEN LET qq=q
+1: GO TO 1390+230*(qq>FN l(0))
1400 LET aj=FN m(id): POKE FN a(
0),aj: POKE FN j(aid),1: GO SUB
1430
1410 LET qq=qq+1: IF qq>FN l(0)
THEN GO TO 1440
1420 IF FN m(id)=aj THEN GO SUB
1430
1425 GO TO 1410
1430 POKE FN p(fg),0: LET hh=hh+
1: POKE FN a(hh),qq: LET ap=ap+F
N m(aa): RETURN
1440 LET aj=FN b(0): LET dp=FN n
(aa): GO SUB 1740: LET dp=dp+k
1450 LET a=ap/dp: LET b=INT a: I
F a>6 OR a<1 THEN LET rt=1+9*(
a>6): GO TO 1470
1460 LET rt=FN r(FN z(10)): IF r
t=0 THEN LET rt=10
1470 LET cr=4: GO SUB 210: LET h
x=1
1480 GO SUB 30: PRINT "r$(rt)
1490 LET G=250: GO SUB 140: GO S
UB 30
1500 GO SUB 1510+rt*10+20*(rt>2)
+20*(rt>4)+10*(rt>5)+20*(rt>8)+2
0*(rt>9)
1510 GO TO 1370
1520 LET k=99: GO TO 1580
1530 FOR e=1 TO hh: LET i=e: LET
qq=FN b(i): LET j=FN m(dd): LET
k=INT (.5+j/2)
1540 IF j<=k THEN GO SUB 1710
1545 IF j>k THEN POKE FN p(dd),j
-k
1550 NEXT e: RETURN
1560 LET k=3: GO TO 1580

```



```
2 PRINT FLASH 1; AT 10,8;"STOP  
P THE TAPE": PAUSE 200:CLS:FL  
ASH 0
```

```
5 BORDER 0: PAPER 0: INK 7: C  
LS: LET z$=""
```

```
10 OVER 0: LET md=0: LET npc=0  
: LET b=0: LET np=7: LET o=0: LE  
T pc=0: LET k=0: LET g=k: LET z=  
k: LET ts=2: LET ti=ts: LET ss=t  
s: LET s1=ss
```

```
15 FOR a=1 TO 50: PLOT INT (RND  
D*247+9),INT (RND*151+18): NEXT  
a: PLOT 0,16: DRAW 255,0: PLOT 0  
,16: LET e=5: LET a=0: FOR w=0 T  
O 255: LET f=INT (RND*12+1): LET  
a=a+f: IF a>255 THEN GO TO 25  
20 DRAW f,e: LET e=-e: NEXT w  
25 DIM e(7): DIM f(7): FOR a=1  
TO 7: LET e(a)=a*2: NEXT a: FOR  
a=1 TO 7: LET f(a)=INT (RND*29+  
2): NEXT a:
```

```
30 FOR a=1 TO 7: PRINT AT e(a)  
,f(a): OVER 1: INK 6;"B": NEXT a  
: FOR a=0 TO 31: PRINT AT 0,a: I  
NK 7;"K": NEXT a: FOR a=1 TO 19:  
PRINT AT a,0: INK 7;"K": NEXT a  
35 PRINT AT 20,7: INK 4;"I": AT  
21,7:"J": AT 20,25:"I": AT 21,25  
:"J": PRINT AT 19,16: INK 5;"P":  
AT 20,15:"CDE": AT 21,15:"FGH"
```

```
40 OVER 1: IF ATTR (ss,ts)=3 T  
HEN LET nm=nm-1: LET md=md+1: G  
O SUB 535: PRINT AT ss,ts: OVER  
0: INK 7;" "
```

```
45 RANDOMIZE : LET q=1  
50 IF k=1 THEN LET h=INT (RND  
*18+12): GO TO 55  
51 IF y=1 THEN LET h=INT (RND  
*20+1): GO TO 55
```

```
53 LET h=INT (RND*30+1)  
55 LET nm=q: LET s=0: LET m=1:  
LET g=19: LET i=INT (RND*9+1)  
60 GO SUB 230: LET pc=pc+1: GO  
SUB 505: REM **MAIN LOOP**  
65 IF pc>4 AND b=1 THEN GO SU  
B 425: LET pc=0
```

```
70 IF pc>4 THEN LET pc=0  
75 IF np=0 THEN GO TO 550  
80 IF m=0 THEN GO TO 125  
85 IF s=50 THEN GO TO 165  
90 IF s=100 THEN GO TO 145  
95 IF i=g THEN LET s=50: PRIN  
T AT g,h:"M": AT g,h:"N": LET z=1  
0*10: PRINT AT g,h: INK 7;"N": AT  
g,h: INK 3;"0": GO TO 120
```

```
100 LET g=g-1: IF ATTR (g,h)=70  
AND g=s1 AND h=t1 AND b=1 THEN  
RANDOMIZE USR 32555: RANDOMIZE  
USR 32505: GO SUB 455: LET b=0:  
LET s=100: GO TO 140
```

```
105 IF ATTR (g,h)=6 THEN LET s  
=100: RANDOMIZE USR 32555: GO TO  
140
```

```
110 IF g=18 THEN PRINT AT g,h:  
INK 3;"M": GO TO 120  
115 PRINT AT g,h: INK 3;"M": AT  
g+1,h: INK 7;"M"
```

```
120 IF np=0 THEN GO TO 550  
125 IF nm=0 THEN GO TO 45  
130 GO SUB 230: GO SUB 210  
135 GO TO 60
```

```
140 PRINT AT g,h: INK 7;"B": AT  
g+1,h:"M": AT g,h: BRIGHT 1: INK  
2;"Q": GO SUB 415: GO TO 120
```

```
145 LET g=g-1: IF g<1 THEN PRI  
NT AT g+1,h: BRIGHT 0: INK 7;"Q"  
: LET m=0: LET np=np-1: LET nm=n  
m-1: IF np=0 THEN GO TO 550
```

```
150 IF m=0 THEN GO TO 120  
155 PRINT AT g,h: BRIGHT 1: INK  
2;"Q": AT g+1,h: BRIGHT 0: INK 7  
;"0": GO TO 120
```

Pirates Polyps

ARCADE ACTION IN THE HEAVENS. BY PAT NORRIS

RUNS ON A SPECTRUM IN 48K

```
160 PRINT AT g,h: BRIGHT 0: INK  
7;"B": AT g-1,h:"0": AT g,h: BRIG  
HT 1: INK 2;"Q": GO SUB 415: GO  
TO 120
```

```
165 LET d=g: LET t=h: LET g=g+1  
170 IF ATTR (g,h)=70 AND g=s1 A  
ND h=t1 AND b=1 THEN RANDOMIZE  
USR 32555: RANDOMIZE USR 32505:  
GO SUB 455: LET b=0: LET s=100:  
GO TO 160
```

```
175 IF ATTR (g,h)=6 THEN LET s  
=100: RANDOMIZE USR 32555: GO TO  
160
```

```
180 IF ATTR (g,h)=4 THEN GO SU  
B 480: GO TO 120
```

```
185 IF ATTR (g,h)=5 THEN GO SU  
B 480: GO TO 545
```

```
190 IF g>20 THEN PRINT AT g-1,  
h: INK 7;"0": AT g,h: INK 2: BRIG  
HT 1:"L": LET m=0: LET nm=nm-1:  
RANDOMIZE USR 32505: PRINT AT g,  
h: OVER 0: INK 2;" ": GO TO 120
```

```
195 IF h>1 AND h<30 AND g<18 TH  
EN LET h=h+INT (RND*3-1): PRINT  
AT g,h: INK 3;"0": AT d,t: INK 7  
;"0": GO TO 120
```

```
200 PRINT AT g,h: INK 3;"0": AT  
d,t: INK 7;"0": GO TO 120
```

```
210 IF INKEY$="z" AND k=0 THEN  
GO SUB 280: RETURN
```

```
215 IF INKEY$="0" AND b=0 THEN  
GO SUB 375: RETURN
```

```
220 IF INKEY$="m" AND y=0 THEN  
GO SUB 340: RETURN
```

```
225 RETURN  
230 LET ts=ts+(INKEY$="p")-(INK  
EY$="o")
```

```
235 IF ts>30 THEN LET ts=30  
240 IF ts<1 THEN LET ts=1
```

```
245 LET ss=ss+(INKEY$="a")-(INK  
EY$="q")
```

```
250 IF ss>18 THEN LET ss=18  
255 IF ss<1 THEN LET ss=1
```

```
260 PRINT OVER 0: AT 0,ts: INK  
7;"R": "K": AT 0,ts-1:"K"
```

```
265 PRINT OVER 0: AT ss-1,0: IN  
K 7;"K": AT ss,0:"R": AT ss+1,0:"K  
"
```

```
270 RETURN  
280 BRIGHT 0: PLOT 60,16: DRAW  
INK 8:(ts-7)*8,(19-ss)*8: RANDO  
MIZE USR 32480: IF ATTR (ss,ts)=  
6 THEN GO TO 325
```

```
285 IF ATTR (ss,ts)=66 THEN GO  
SUB 300: GO TO 325
```

```
290 IF ATTR (ss,ts)=3 THEN GO  
SUB 305: GO TO 330
```

```
295 GO SUB 320: GO TO 330  
300 PRINT AT ss,ts: INK 7;"0":  
GO SUB 535: GO SUB 395: RETURN
```

```
305 LET nm=nm-1: LET md=md+1:  
GO SUB 535
```

```
310 IF s=0 THEN PRINT AT ss,ts  
: INK 7;"M": GO TO 320
```

```
315 IF s=50 THEN PRINT AT ss,  
s: INK 7;"0"
```

```
320 PRINT AT ss,ts: INK 2: BRIG  
HT 1:"L": RANDOMIZE USR 32505:  
RETURN
```

```
325 LET t=0: LET d=t: RANDOMIZE  
USR 32505: PLOT INVERSE 1,60,  
6: DRAW INK 8:(ts-7)*8,(19-ss)*8:  
GO SUB 335: RETURN
```

```
330 PLOT INVERSE 1,60,16: DRAW  
INK 8:(ts-7)*8,(19-ss)*8: GO S  
UB 335: RETURN
```

```
335 PRINT AT ss,ts: INK 7: BRIG  
HT 0:"L": RETURN
```

```
340 BRIGHT 0: PLOT 204,16: DRAW  
INK 8:(ts-25)*8,(19-ss)*8: RANDO  
MIZE USR 32480: IF ATTR (ss,ts)  
>=6 THEN GO TO 360
```

```
345 IF ATTR (ss,ts)=66 THEN GO  
SUB 300: GO TO 360
```

```
350 IF ATTR (ss,ts)=3 THEN GO  
SUB 305: GO TO 365
```

```
355 GO SUB 320: GO TO 365  
360 RANDOMIZE USR 32505: PLOT  
INVERSE 1,204,16: DRAW INK 8:(  
s-25)*8,(19-ss)*8: RETURN
```

```
365 PLOT INVERSE 1,204,16: DR  
W INK 8:(ts-25)*8,(19-ss)*8: G  
SUB 335: RETURN
```

```
375 BRIGHT 0: PLOT INK 5,132,  
1: DRAW INK 8:(ts-16)*8,(18-ss)  
*8: RANDOMIZE USR 32530
```

```
380 IF ATTR (ss,ts)=6 THEN RANDO  
MIZE USR 32555: GO SUB 460: RE  
TURN
```

```
385 LET zz=5*5: PLOT INVERSE 1  
: INK 5,132,21: DRAW INK 8:(ts-  
16)*8,(18-ss)*8: RETURN
```

```
390 REM **RESTORE POLYPS**  
395 LET nm=nm-1: LET md=md+1  
400 FOR p=1 TO 7: IF e(p)=50 TH  
EN LET e(p)=ss: LET f(p)=ts: PR  
INT AT ss,ts: INK 6;"B": RETURN
```

```
405 NEXT p: RETURN  
415 FOR p=1 TO 7: IF e(p)=g AND  
f(p)=h THEN LET e(p)=50: RETUR
```



```

420 NEXT p: RETURN
425 PLOT INVERSE 1; INK 5;132,
21: DRAW INK 8;(t1-16)*8,(18-s1
)48: PRINT AT s1,t1; BRIGHT 0; I
NK 7;"B": RANDOMIZE USR 32555
430 IF t1<16 THEN LET t1=t1+1
435 IF t1>16 THEN LET t1=t1-1
440 LET s1=s1+1: IF s1>18 THEN
LET s1=18
445 IF s1=18 AND t1=16 THEN LE
T b=0: LET np=np-1: LET npc=np+
1: RETURN
450 LET b=1: PRINT AT s1,t1; IN
K 6; BRIGHT 1;"B"
455 PLOT INVERSE 1; INK 5;132,
21: DRAW INK 8;(t1-16)*8,(18-s1
)48: RETURN
460 LET b=1: PRINT AT ss,ts; IN
K 7;"B": PRINT AT ss,ts; INK 6;
BRIGHT 1;"B": GO SUB 415: LET s1
=ss: LET t1=ts
465 FOR p=1 TO 7: IF e(p)=s1 AN
D f(p)=t1 THEN LET e(p)=50: RET
URN
470 NEXT p: RETURN
480 PRINT AT g-1,h; INK 7;"O";A
T g,h; INK 2; BRIGHT 1;"L";AT g+
1,h;"L": RANDOMIZE USR 32505: RA

```

```

NDOMIZE USR 32580: PAUSE 40: RAN
DOMIZE USR 32580: IF h=7 THEN L
ET k=1
485 IF h=25 THEN LET y=1
490 IF k=1 AND y=1 THEN GO TO
560
495 LET m=0: LET nm=nm-1: LET z
=10^10: PRINT OVER 0;AT g,h;"
";AT g+1,h;" ": RETURN
505 LET o=o+1: IF o>7 THEN LET
o=1
510 IF e(o)=50 THEN RETURN
515 PRINT AT e(o),f(o); INK 7;"
B"
520 LET f(o)=f(o)-1: IF f(o)<1
THEN LET f(o)=31
525 PRINT AT e(o),f(o); INK 6;"
B": RETURN
535 IF ss=g AND ts=h THEN LET
m=0: RETURN
540 RETURN
545 GO SUB 555: PRINT AT 18,0;
INK 6;"GAME OVER PROJECTOR DESTR
OYED": GO TO 565
550 GO SUB 555: PRINT AT 18,0;
INK 7;"GAME FINISHED": GO TO 565
555 OVER 0: PRINT AT 18,0;z$;AT
19,0;z$;AT 20,0;z$;AT 21,0;z$:

```

```

RETURN
560 GO SUB 555: PRINT AT 18,0;
INK 5;"GAME OVER LASERS DESTROYE
D": GO TO 565
565 PRINT AT 20,0; INK 7;"POLYP
S SAFE =";AT 21,0;"POLYPS LOST =
";AT 20,18;"MISSILES";AT 21,18;"
DESTROYED ="
570 PRINT AT 20,14; INK 7;npc;A
T 21,14;7-npc;AT 21,28;md
575 PRINT AT 2,2;"Press ""P"" f
or another game"
580 IF npc>0 AND npc<3 THEN LE
T p$="Not very good are you!"
585 IF npc>2 AND npc<6 THEN LE
T p$="You need a little practice
."
590 IF npc=6 THEN LET p$="Not
bad at all."
595 IF npc=7 THEN LET p$="BRIL
LIANT play."
600 IF npc=0 THEN LET p$="YOU'
RE HOPELESS try tiddlywinks"
605 PRINT AT 2,1;p$
610 IF INKEY$="p" OR INKEY$="P"
THEN GO TO 620
615 GO TO 600
620 CLEAR : RUN 5

```

Sun Polyyps are one of the galaxy's many natural phenomena. Clouds of these small creatures drift in the outer atmospheres of planets, enriching and increasing it.

But planets fortunate enough to have these minute beings in orbit around them, now find the more mercenary elements of the galaxy eager to get their hands on them.

In Pirates and Polyyps, it is your job to protect the polyyps from a band of pirates.

You control a scanner and two laser bases on the surface of the planet and must stop pirate vessels from destroying and stealing polyyps.

If both your laser bases or the projector are hit, then the game is lost. And if all the polyyps are stolen the game is also over.

But you can collect the polyyps yourself, by aiming your scanner at one and enticing it down to earth.

In order to collect a polyp or destroy a pirate vessel radar scanners at the top and left side of the screen must be lined up onto the appropriate targets Key "Z" will fire the LEFT laser base, key "M" will fire the RIGHT

laser base Key "O" will bring the PROJECTOR into operation.

TOP SCANNER

KEY O = LEFT

KEY P = RIGHT

SIDE SCANNER

KEY Q = UP

KEY A = DOWN

When a pirate vessel lands on a polyp it will be captured. The pirate will change to red and proceed to the top of the screen. You will lose the polyyps if the pirate reaches the top

of the screen.

But a "stolen" polyp can be saved by destroying the pirate with laser fire.

Pirates come in four different guises, so don't be fooled by them. If the pirate ships cannot find a polyp then they turn and head back to earth bent on destruction. If they manage to hit your scanners or a laser base, it will be destroyed.

If a laser base is destroyed then it is not us-

able. If the projector has locked onto a polyp, then the polyp will be drawn into the projector automatically, unless a pirate ship intervenes.

Laser fire destroys pirates but has no effect on the polyyps. The projector has no effect on pirate vessels.

It's a hard game to win but the tactics will soon become clear when you've had a few turns at polyp-collecting.




Illustration: Peter Harris

On the Dragon, Pirates & Polyps has undergone a few changes in the use of keys.

It uses the arrow keys to move the laser base sights, rather than Q,A,O,P and B rather than O.

The bit configuration is used on the screen to identify pieces and to avoid confusion the projection flashes its beam.

```

1 CLS:PCLEAR8:CLEAR500,8H7000:GOSUB5000:GOTO200
2 FORJ=1TO4:IFPEEK(J+340)=223 THENONJ GOSUB7,6,4,5
3 NEXTJ:RETURN
4 TS=TS+10*(TS>10):PUT(TS-10,0)-(TS+15,7),AA,PSET:RETURN
5 TS=TS-10*(TS<240):PUT(TS-10,0)-(TS+15,7),AA,PSET:RETURN
6 SS=SS-8*(SS<144):PUT(0,SS-8)-(9,SS+15),DD,PSET:RETURN
7 SS=SS+8*(SS>8):PUT(0,SS-8)-(9,SS+15),DD,PSET:RETURN
8 GET(X,Y)-(X+9,Y+7),VV,G:RETURN
9 AW=FNAT(0):X=X+10:IFAW=9THENPUT(X,Y)-(X+9,Y+7),RR,PSET:RETURN ELSEPUT(X,Y)-(X+
9,Y+7),VV,PSET:RETURN
15 COLOR CR:LINE(65,159)-(5+TS,8+SS),PSET:RETURN
16 COLOR CR:LINE(185,159)-(5+TS,SS+8),PSET:RETURN
20 RESTORE
30 READA$:IFA$=NA$ THENRETURNELSE30
40 AY=20:M$="GAME OVER":GOTO61010
90 X=T1:Y=S1:GOTO100
92 X=T:Y=D:GOTO100
94 X=F(0):Y=E(0):GOTO100
96 X=H:Y=G:GOTO100
98 X=TS:Y=SS
100 ON ASC(P$)-64 GOTO105,115,120,105,105,105,105,105,130,105,140,145,150,155,16
0,165,170,175,105,180,105,185
105 RETURN
115 PUT(X,Y)-(X+9,Y+7),BB,PSET:RETURN
120 PUT(X,Y)-(X+29,Y+15),CC,PSET:RETURN
130 PUT(X,Y)-(X+9,Y+15),II,PSET:RETURN
135 PUT(X,Y)-(X+9,Y+7),JJ,PSET:RETURN
140 PUT(X,Y)-(X+9,Y+7),KK,PSET:RETURN
145 PUT(X,Y)-(X+9,Y+7),LL,PSET:RETURN
150 PUT(X,Y)-(X+9,Y+7),MM,PSET:RETURN
155 PUT(X,Y)-(X+9,Y+7),NN,PSET:RETURN
160 PUT(X,Y)-(X+9,Y+7),OO,PSET:RETURN
165 PUT(X,Y)-(X+9,Y+7),PP,PSET:RETURN
170 PUT(X,Y)-(X+9,Y+7),QQ,PSET:RETURN
175 PUT(X,Y)-(X+9,Y+7),RR,PSET:RETURN
180 PUT(X,Y)-(X+9,Y+7),TT,PSET:RETURN
185 PUT(X,Y)-(X+9,Y+7),VV,PSET:RETURN
190 '** START GAME **
200 PMODE3,1:PCL52
201 MD=0:PS=0:B=0:NP=7:O=0:PC=0:K=0:YY=K:Z=K:TS=10:T1=TS:SS=8:S1=SS
205 COLOR1:LINE(255,176)-(0,191),PSET,BF:COLOR4:LINE(255,176)-(0,176),PSET:E=-5:
A=0:FORW=0TO255:F=RND(8)+4:A=A+F:IFA>255THEN215
210 LINE-(A,176+E),PSET:E=5*(E=0):NEXTW
215 FORA=1TO7:E(A)=16*A:F(A)=10*(RND(22)+2):NEXTA
220 A=0:FORD=1TO7:P$="B":GOSUB94:NEXTO=0:A=P$="K":Y=0:FORX=0TO240STEP10:GOSUB10
0:NEXTX:PSET(254,3,4):PSET(254,4,4):FORY=8TO152STEP8:X=0:GOSUB100:NEXTY
235 GOSUB5:GOSUB6:X=60:Y=160:P$="I":GOSUB100:X=180:GOSUB100:X=120:Y=152:P$="P":G
OSUB100:X=110:Y=160:P$="C":GOSUB100:GOSUB6090:SCREEN1,0
240 X=TS:Y=SS:IFFNAT(0)=20THENNM=NM-1:MD=MD+1:GOSUB735:P$="R":GOSUB99
245 R=RND(-TIMER):Q=1
250 IFK=1THENH=10*(RND(15)+7):GOTO255
251 IFY=1THEN10*(H=RND(16)):GOTO255
253 H=RND(23)*10
255 NM=Q:S=0:M=1:G=152:I=RND(9)*8
260 GOSUB2:PC=PC+1:GOSUB705
265 IFPC>4 AND B=1THENGOSUB625:PC=0
270 IFPC>4THENPC=0
275 IFNP=0THEN750
280 IFM=0THEN325
285 IFS=50THEN365
290 IFS=100THEN345
295 IFI=G THENS=50:P$="J":GOSUB96:P$="N":GOSUB96:Z=10^10:P$="O":GOSUB96:GOTO320
300 G=G-8:X=H:Y=G:GET(X,Y)-(X+9,Y+7),VV,G:IFFNAT(0)=12 AND G=S1 AND H=T1 AND B=1

```



```

THENPLAYM4$:GOSUB655:B=0:S=100:GOTO340
305 X=H:Y=G:IFFNAT(0)=9: THENS=100:PLAYM1$:GOTO340
310 IFG=144THENP$="M":GOSUB96:GOTO320
315 PUT(H,G+8)-(H+9,G+15),VV,PSET:GET(H,G)-(H+9,G+7),VV,G:PUT(H,G)-(H+9,G+7),MM,
PSET
320 IFNP=0THEN750
325 IFNM=0THEN245
330 GOSUB2:GOSUB410
335 GOTO260
340 X=H:Y=G:PUT(H,G)-(H+9,G+7),RR,PSET:GOSUB8:PUT(H,G+8)-(H+9,G+15),RR,PSET:PUT(
H,G)-(H+9,G+7),QQ,PSET:GOSUB615:GOTO320
345 G=G-8:IFG<8THENPUT(H,G+8)-(H+9,G+15),VV,PSET:M=0:NP=NP-1:NM=N-1:IFNP=0THEN7
50
350 IFM=0THEN320
355 X=H-10:Y=G+8:GOSUB9:X=H:Y=G:GOSUB8:PUT(H,G)-(H+9,G+7),QQ,PSET:GOTO320
360 PUT(H,G-8)-(H+9,G-1),RR,PSET:PUT(H,G)-(H+9,G+7),QQ,PSET:GOSUB615:GOTO320
365 D=G:T=H:G=G+8
370 X=H:Y=G:AT=FNAT(0):IFAT=12 AND G=S1 AND H=T1 AND B=1 THEN PLAYM4$:GOSUB655:B
=0:S=100:GOTO360
375 IFAT=9THEN S=100:PLAYM3$:GOTO360
380 IFAT=26THENGOSUB680:GOTO320
385 IFAT=19THENGOSUB680:GOTO745
390 IFG>160THENX=H:Y=G-8:P$="R":GOSUB100:Y=Y+8:GET(X,Y)-(X+9,Y+7),UU,G:P$="L":GO
SUB100:M=0:N-1:PLAYM7$:PUT(X,Y)-(X+9,Y+7),UU,PSET:GOTO320
395 IFH>10ANDH<230 AND G<144 THEN H=H+10*(2-RND(3)):X=T-10:Y=D:GOSUB9:GET(H,G)-(
H+9,G+7),VV,G:PUT(H,G)-(H+9,G+7),QQ,PSET:GOTO320
400 P$="Q":GOSUB96:P$="R":GOSUB92:GOTO320
410 IF(PEEK(340)=223) AND K=0 THEN480
415 IF(PEEK(340)=251) AND B=0THEN575
420 IF(PEEK(343)=247) AND YY=0 THEN540
425 RETURN
480 CR=3:GOSUB15:PLAYM1$:X=TS:Y=SS:AT=FNAT(0):IF AT=9 THEN525
485 IFAT=33THENGOSUB500:GOTO525
490 IFAT=20THENGOSUB505:GOTO530
495 GOSUB520:GOTO530
500 PUT(TS,SS)-(TS+9,SS+7),RR,PSET:GOSUB735:GOTO595
505 NM=N-1:MD=MD+1:GOSUB735
510 IFS=0 OR S=50THEN PUT(TS,SS)-(TS+9,SS+7),RR,PSET
520 PUT(TS,SS)-(TS+9,SS+7),LL,PSET:PLAYM6$:RETURN
525 T=0:D=T:PLAYM5$:CR=2:GOSUB15:RETURN
530 CR=2:GOSUB15
535 PUT(TS,SS)-(TS+9,SS+7),RR,PSET:RETURN
540 CR=3:GOSUB16:PLAYM1$:X=TS:Y=SS:AT=FNAT(0):IFAT=9THEN560
545 IFAT=33THENGOSUB500:GOTO560
550 IFAT=20THENGOSUB505:GOTO565
555 GOSUB520:GOTO565
560 PLAYM1$:CR=2:GOTO16
565 CR=2:GOSUB16:GOTO535
575 COLOR 1:LINE(125,152)-(5+TS,SS+8),PSET:PLAYM1$
580 X=TS:Y=SS:IFFNAT(0)=9 THENPLAYM4$:GOSUB585:GOTO660
585 Z=20^20:COLOR2:LINE(125,152)-(5+TS,SS+8),PSET:RETURN
590
595 NM=N-1:MD=MD+1
600 FORP=1TO7:IFE(P)=50 THENE(P)=SS:F(P)=TS:PUT(TS,SS)-(TS+9,SS+7),BB,PSET:RETUR
NELSENEXTP:RETURN
615 FORP=1TO7:IFE(P)=G AND F(P)=H THEN E(P)=50:RETURNELSENEXTP:RETURN
625 COLOR 2:LINE(125,152)-(5+T1,S1+8),PSET:P$="R":GOSUB90:PLAYM3$
630 T1=T1+10*(T1>120)-10*(T1<120):S1=S1-8*(S1<144)
645 IFS1=144 AND T1=120 THENB=0:NP=NP-1:PS=PS+1:RETURN
650 B=1:P$="T":GOSUB90
655 COLOR1:LINE(125,152)-(5+T1,S1+8),PSET:Z=20^20:COLOR2:LINE(125,152)-(5+T1,S1+
8),PSET:RETURN
660 B=1:P$="R":GOSUB98:P$="T":GOSUB98:GOSUB615:S1=SS:T1=TS
665 FORP=1TO7:IFE(P)=S1 AND F(P)=T1 THENE(P)=50:RETURNELSENEXTP:RETURN
680 G=G-8:P$="R":GOSUB96:G=G+8:P$="L":GOSUB96:G=G+8:PLAYM5$:G=G-8:PLAYM4
$:IFH=60THENK=1
685 IFH=180THENYY=1
690 IFK=1 AND YY=1 THEN760
695 M=0:N-1:Z=20^20:P$="R":GOSUB96:G=G+8:GOSUB96:G=G-8:RETURN
705 O=0+1:IFO>7THENO=1
710 IFE(O)=50THENRETURN
715 P$="R":GOSUB94
720 F(O)=F(O)-10:IFF(O)<10THENF(O)=240
725 P$="B":GOTO94
735 IFSS=G AND TS=H THENM=0:RETURNELSERETURN

```



Illustration: Peter Harris


```

745 GOSUB40:AY=35:M$="PROJECTOR@DESTROYED":GOSUB61010:GOTO765
750 GOSUB40:GOTO765
760 GOSUB40:AY=35:M$="LASERS@DESTROYED":GOSUB61010
765 PLAYM2$:AY=60:M$="POLYPS SAFE"+STR$(PS)+"@"+"MISSILES@DESTROYED"+STR$(MD):GO
SUB61010
770 AY=100:M$="PRESS P FOR@ANOTHER GAME":GOSUB61010
780 IFPS=0THENM$="KEEP UP@THE PRACTICE"ELSEIFPS<3 THENM$="BETTER LUCK@NEXT TIME"
ELSEIFPS<6 THENM$="YOU NEED@MORE PRACTICE"ELSEIFPS=6THENM$="VERY GOOD"ELSEM$="BR
ILLIANT PLAY"
790 AY=130:GOSUB61010
800 FORI=1TO20000:IFINKEY$<>"P"THENNEXT:AU=1ELSEAU=0
810 PMODE3,5:SCREEN1,0:GOTO200
2000 GOTO61100
4999 'GETS
5000 POKE65495,0
5001 CLS:PRINT@260,"PLEASE WAIT ....."
5002 AR$=" "+CHR$(8)+CHR$(9)+CHR$(10)+CHR$(94)
5005 DIMAA(6),BB(2),CC(12),DD(6),II(4),KK(2),LL(2),MM(2),NN(2),OO(2),PP(2),QQ(2)
,RR(2),TT(2),UU(2),E(7),F(7),VV(2)
5006 '9=6=POLYP, 19=5=PROJ, 26=4=LASER, 20=3=MISS/TY, 33=2=WITH POLY,12=7=CAUGHT
POLYP
5007 DEF FNAT(O)=8*PPOINT(X+2,Y+2)+PPOINT(X+4,Y+2)
5010 PMODE3,1:PCLS2:GOSUB6000:PMODE3,1
5015 NA$="AA":GOSUB20:GOSUB5100:GET(0,0)-(25,7),AA,G
5020 GOSUB5100:GET(0,0)-(9,7),BB,G
5030 GOSUB5100:GET(0,0)-(29,15),CC,G
5040 GOSUB5100:GET(0,0)-(9,23),DD,G
5045 GOSUB5100:GET(0,0)-(9,15),II,G
5055 GOSUB5100:GET(0,0)-(9,7),KK,G
5060 GOSUB5100:GET(0,0)-(9,7),LL,G
5065 GOSUB5100:GET(0,0)-(9,7),MM,G
5070 GOSUB5100:GET(0,0)-(9,7),NN,G
5075 GOSUB5100:GET(0,0)-(9,7),OO,G
5080 GOSUB5100:GET(0,0)-(9,7),PP,G
5085 GOSUB5100:GET(0,0)-(9,7),QQ,G
5086 GOSUB5100:GET(0,0)-(9,7),TT,G:PCLS2:GET(0,0)-(9,7),RR,G
5087 M1$="V10L25004AG":M2$="V10L25003ABCABCABCABC":M3$="V30L15001FA":M4$="V15L15
001F03AB"
5088 M5$="V31L255T25503A":M6$="L200;01V31BV28AV24GV20FV16DV10CFV5C":M7$="L20001V
31BV30FV29DV28GV27EV25CV23FV21CV19GV17BV15;L21002DV13CFV11FV9DV7AV5BV3EV1G"
5094 RETURN
5100 PCLS2:READI:J=0:K=0
5105 READF:IFF=0THENRETURN
5110 POKE&H600+K+J*32,F
5115 K=K+1:IFK=I THENJ=J+1:K=0
5116 GOTO5105
5120 '*****
5125 DATA AA
5130 DATA4,85,85,85,85,85,127,85,85,85,93,85,85,117,93,85,213,117,93,85,213,
85,93,85,85,85,93,0
5134 'BBB - POLYP
5135 DATA2,85,85,93,85,64,85,124,85,124,85,64,85,93,0
5139 'CDE - PROJECTOR
5140 DATA4,85,170,169,85,89,105,150,149,89,105,121,169,170,170,170,169,106,17
0,170,169,90,170,170,101,86,10,85,149,85,169,106,85,85,170,169,85,86,170,170,8
5,86,89,150,85,89,101,101,149,89,101,101,149,101,165,105,101,101,85,85,101,16
9,85,85,169,0
5144 'DDD SIDE SCANNER
5145 DATA2,85,85,85,85,85,93,85,93,85,85,85,85,85,85,85,85,85,117,85,117,
85,127,85,127,85,117,85,117,85,85,85,85,85,85,85,85,93,85,93,0
5149 'III - LASER
5150 DATA2,102,85,102,85,166,149,170,149,170,149,170,149,153,149,106,85,89,85,
89,85,89,85,106,85,102,85,149,149,149,0
5159 'KKK
5160 DATA2,85,85,85,85,85,85,93,85,93,0
5164 'LLL-EXPLODE
5165 DATA2,213,213,119,85,85,85,93,213,221,85,85,85,119,85,213,213,0
5169 'MMM-MISSILE
5170 DATA2,85,85,85,85,93,85,93,85,119,0
5174 'NNN -TYFG
5175 DATA2,85,85,85,85,221,213,221,213,255,213,255,213,221,213,213,0
5179 'OOO - PIRATE

```




```

5180 DATA2,85,85,213,213,221,213,255,213,255,213,221,213,221,213,213,213,0
5184 'PPP - TOP OF PROJ
5185 DATA2,85,85,85,85,89,85,89,85,89,85,106,85,106,85,102,0
5189 'QOO - WITH POLYP
5190 DATA 2,221,213,127,85,112,85,127,85,127,85,64,85,93,0
5194 'CAUGHT POLYP
5195 DATA 2,85,85,93,85,77,85,124,85,124,85,64,85,93,0
5999 'INSTRUCTIONS
6000 PCLS2:GOSUB60000
6005 AY=10:M$="COMPUTER AND@VIDEO GAMES":GOSUB61010
6010 AY=40:M$="PRESENT":GOSUB61040
6020 AY=65:M$="PIRATES@ @AND@ @POLYPS":GOSUB61010
6030 AY=125:M$="BY PAT NORRIS":GOSUB61010
6040 AY=168:M$="CONVERTED BY@RON POTKIN":GOSUB61010
6043 COLOR4:LINE(10,57)-(246,140),PSET,B
6045 PMODE3,5:PCLS2:FORI=1TO4:PCOPYI TO I+4:NEXT:SCREEN1,0:RETURN
6090 IFAU THENAU=0:RETURNELSECLS:PRINT@258," PRESS I FOR INSTRUCTIONS - AN
Y OTHER KEY TO PLAY"
6095 A$=INKEY$:IFA$=""THEN6095ELSEIFA$<>"I"THENRETURN
6100 CLS:M$="PIRATES AND POLYPS":GOSUB6900:M$="BY PAT NORRIS":GOSUB6900:M$="INST
RUCTIONS":GOSUB6900
6110 PRINT"OBJECTIVE":PRINT" *TO STOP PIRATE VESSELS FROM"
6120 PRINT" DESTROYING YOUR BASE AND":PRINT" STEALING THE SUN POLYPS. IF":PRINT"
BOTH YOUR LASER BASES ARE":PRINT" HIT THEN THE GAME IS LOST,"
6130 PRINT" *WHEN ALL THE SUN POLYPS ARE":PRINT" COLLECTED OR STOLEN THE GAME
FINISHES."
6140 PRINT" *SCORES ARE SHOWN AT THE END":PRINT" OF THE GAME."
6150 GOSUB6910
6160 PRINT" *IN ORDER TO COLLECT A POLYPS":PRINT" OR DESTROY A PIRATE THE":PRIN
T" RADAR SCANNERS AT THE TOP AND":PRINT" LEFT SIDE OF THE SCREEN MUST":PRINT" BE
LINED UP ON THE TARGETS."
6170 PRINT" *TOP SCANNER - USE LEFT/RIGHT ARROWS":PRINT" *SIDE SCANNER - USE
UP/DOWN ARROWS"
6175 PRINT" *LEFT LASER - USE Z"," *RIGHT LASER - USE M":PRINT" *PROJECTOR
- USE B"
6180 GOSUB6910
6190 PRINT" *WHEN A PIRATE LANDS ON A":PRINT" POLYPS, IT IS CAPTURED AND":PRINT
" THE PIRATE PROCEEDS TO THE":PRINT" TOP OF THE SCREEN. YOU WILL":PRINT" LOSE TH
E POLYPS IF IT REACHES":PRINT" THE TOP."
6200 PRINT" *THE POLYPS MAY BE SAVED BY":PRINT" DESTROYING THE PIRATE WITH":PRI
NT" LASER FIRE."
6205 GOSUB6910
6210 PRINT" *A LASER IS NOT USEABLE WHEN HIT":PRINT" *WHEN THE PROJECTOR IS"
:PRINT" LOCKED ONTO A POLYPS, THE":PRINT" POLYPS WILL BE DRAWN INTO":PRINT" THE
PROJECTOR.":PRINT" *LASER FIRE HAS NO EFFECT ON POLYPS."
6220 PRINT" *THE PROJECTOR HAS NO EFFECT ON PIRATES."
6230 PRINT:INPUT"PRESS ENTER TO START";A$
6300 RETURN
6900 L=LEN(M$):PRINTTAB(16-L/2);M$:RETURN
6910 PRINT:INPUT"PRESS <ENTER>";A$:CLS:PRINT:RETURN
60000 ML=8H7000
60200 CH$="0123456789ABCDEFGHIJKLMNP RSTUVWXY*"
60210 D$="EEEEEMEEMEEOEEOMGEEGEGMEGMMGOEGOMMEEMMGEMGMMEMMMOEEEOEMOGMOOEOOM"
60220 S$="KNNNNNKDIDDDDKKBNKMMWWCDBNKCEHOWCCWMBENLKMVMNNKWBBCDGMKNNKNNKNNLBBV
KNNNNNNVNNVNNVNNKNNMMNNKNNNNNNVMMVMMWWMMVMMMMKNNMPNNKNNNNNNNNKDDDDDKFCCCOINOQSQONMM
MMWNNURNNNNNTTRPPNVNNVMMMAAAAAAUNNVQONKNMKENKWDODDDDDNNNNNNNNKNNHHDDNNNNRRUNNNHHDH
NNNNKDD"
60230 DATA ML
60240 DATA 33761F34B6A14781432705B08B302003BDB3ED1F0110AE02ECA1ED40ECA1ED42ECA1E
044ECA1ED46E684C0083404A647C6203DC306001F01E6463AAF484FAE40E6A4C14F2711E680C12A2
60431212050E1A427034C20EF31213420C6073D10AE44
60250 DATA 31ABC6073404A6A08041C6033DAE42308B342010AE48EC81834040484848483404ABE
0E684C040585858CB05EDA41F20C30020ED48352035045A26C73520EC468B02ED4635045A1026F
F7F324A39
60260 IF(PEEK(ML)=51)AND(PEEK(ML+1)=118)THEN60280ELSENA$="ML":GOSUB20
60270 C=0:FORI=1TO2:READA$:FORJ=1TOLEN(A$)/2:POKEML+C,VAL("&H"+MID$(", "+A$,2),J,2
)):C=C+1:NEXTJ,I
60280 AD$="":U=VARPTR(CH$):GOSUB60290:U=VARPTR(D$):GOSUB60290:U=VARPTR(S$)
60290 AD$=AD$+CHR$(PEEK(U+2))+CHR$(PEEK(U+3)):RETURN
60997 'PRINT ALPHA GRAPHICS
61010 I=INSTR(M$,"@"):IFI<>0THENX$=MID$(M$,I+1):M$=LEFT$(M$,I-1):GOSUB61040:M$=X
$:AY=AY+(10-4*(J=1)):GOTO61010ELSE61040
61035 MS$=AD$+CHR$(AX)+CHR$(AY)+M$:DEFUSR0=ML:US=USR0(VARPTR(MS$)):RETURN
61040 AX=INT(16-LEN(M$)):GOTO61035

```


◁◁ The PRINT statements in the line below include special control characters, which do not come in the printer listing.

LINE 550 AND 1040 - (CONTROL COMMA)
 LINE 1000 - (CONTROL I)
 LINE 1000 - (CONTROL A B C)
 LINE 1000 - (CONTROL D E F)
 LINE 1010 - (CONTROL G)
 LINE 1010 - (CONTROL G)
 LINE 1010 - (CONTROL H)
 LINE 1010 - (CONTROL H)
 LINE 1050 - 4 % (CONTROL COMMA)
 LINE 160 - AS INTRIGUE LINE 160
 LINE 1095 - AS INTRIGUE LINE 830
 LINE 3050 - (CONTROL M)
 LINE 5060 - 6 % (CONTROL COMMA)
 LINE 6030 - (CONTROL COMMA)
 LINE 7040 - (CONTROL COMMA)
 LINE 11200 - (CONTROL COMMA)

10 REM PIRATES AND POLYPS - C&UG 1983
 20 REM Author P. Norris
 30 REM Atari conversion by S. Goodwin
 100 DIM A\$(1024):RT=PEEK(106):POKE 106,R
 T-8:GRAPHICS 18:POKE 16,64:POKE 53774,64
 110 PMB=(RT-8)*256:CHB=PMB+1024:UTAB=PEEK
 (134)+PEEK(135)*256:ATAB=PEEK(140)+PEEK
 (141)*256
 120 OFFS=PMB-ATAB:HI=INT(OFFS/256):LO=OF
 FS-HI*256:POKE UTAB+2,LO:POKE UTAB+3,HI
 140 FOR J=708 TO J+3:READ A:POKE J,A:NEX
 T J
 150 DATA 56,234,120,74
 170 FOR J=CHB+512 TO J+119:READ A:POKE J
 ,A:NEXT J
 172 DATA 20,85,85,81,85,81,65,20
 174 DATA 3,124,192,255,127,63,31,7
 176 DATA 255,122,249,255,255,255,240,193
 178 DATA 192,62,3,255,242,196,56,224
 180 DATA 0,1,3,7,12,25,32,248
 182 DATA 255,255,165,66,129,195,0,0
 184 DATA 0,128,192,224,48,24,4,31
 186 DATA 60,126,255,253,245,249,98,60
 188 DATA 24,24,60,60,90,102,129,0
 190 DATA 0,0,8,8,8,24,24,52
 192 DATA 60,60,60,60,60,60,195,195
 194 DATA 195,195,60,60,60,60,60,60
 196 DATA 255,255,195,195,255,255,60,60
 198 DATA 153,66,0,153,153,0,66,153
 200 DATA 60,255,255,243,255,243,195,60
 210 POSITION 6,1: ? #6;"pirates":POSITION
 8,3: ? #6;"and":POSITION 6,5: ? #6;"POLYP
 S!"
 215 POSITION N,8: ? #6;"COPYRIGHT C&UG 19
 83":OPEN #1,4,N,"K":POSITION 3,11: ? #6;
 "press any key":GET #1,A
 220 POSITION N,N: ? #6;"": ? #6;" *** ca
 ution ***": ? #6: ? #6;"THESE INSTRUCTIONS
 ": ? #6;"WON'T BE AVAILABLE"



230 ? #6;"DURING THE GAME AND": ? #6;"IT
 MAY BE WISE TO": ? #6;"MAKE A FEW NOTES!"
 : ? #6
 240 ? #6;" press any key":GET #1,A:GR
 PHICS N:POKE 106,RT-8:POKE 710,208:POKE
 756,RT-4:POKE 82,N:POKE 752,1: ?
 245 POKE 16,64:POKE 53774,64
 250 ? : ? " OBJECTIVE: To stop pirate v
 ssels from destroying your base and stea
 ling the sun polyps."
 260 ? : ? "If both your laser bases are
 it, or the projector is hit then the gam
 is lost.": ?
 270 ? "When all the sun polyps are coll
 ected or stolen then the game finishes
 ": ?
 300 ? "In order to collect a polyp or
 stroy a pirate vessel, you must use the
 "
 310 ? "Joystick to move the scanner on
 the appropriate target.": ?
 320 ? "Press the trigger to fire the l




```

er, or press the space bar to operate th
er"? "projector.":?
330 ? "When a pirate vessel lands on a p
olyp, the polyp will be captured. The p
irate will change to RED and proceed";
340 ? "towards":? "the top of the scree
n.":? :? "You will lose the polyp if the
pirate reaches the top.":? :?
350 ? " press any key ":GET #1,A:?" ")
360 ? "The polyp may be saved by destroy
ing the pirate with laser fire.":? :?
380 ? "polyp then the polyp will be draw
into the projector automatically.
":? :? "Laser fire destroys pirates but"
390 ? " has no":? "effect on the polyps.
":?
400 ? "The projector has no effect again
st pirate vessels.":? :? :? " COMPUT
ER AND VIDEO GAMES hope that you "
450 DLIST=PEEK(560)+PEEK(561)*256:SCRN=P
EEK(DLIST+4)+PEEK(DLIST+5)*256:FOR J=DLI
ST+6 TO J+17:POKE J,4
460 NEXT J:POKE J,34:POKE J+1,34:POKE J+
2,34:POKE J+4,6
500 COLM=184:COLS=120:POKE 704,COLS:POKE
706,4:POKE 707,4:POKE 708,234:POKE 1791
7:POKE 709,74
550 A$(1)=" ":A$(1024)=" ":A$(2)=A$:BONU
S=300
600 FOR J=854 TO J+9:READ A:POKE PMB+J,A
:NEXT J:FOR J=988 TO J+3:READ A:POKE PMB
+J,A:NEXT J:J=1536
610 DATA 12,12,30,30,63,63,127,127,255,2
55,128,128,192,192
600 READ A:IF A<-1 THEN POKE J,A:J=J+1:
GOTO 800
610 DATA 216,238,194,2,238,195,2,206,255
6,208,17,169,7,141,255,6,173,194,2,24,1
5,9,141,194,2,141,195,2,76,98,228,-1
6825 POKE 54279,RT-8:POKE 559,46:POKE 53
277,3:POSITION 0,23:?"score 0 bonus
300";
6930 OST=15:K=3:NP=7:TS=19:T1=TS:SS=12:S
=SS:DIM B$(6),E(7),F(7):FOR A=1 TO 7:E(
A)=A$2:F(A)=INT(RND(0)*35+2)
6940 POSITION F(A),E(A):?" ":NEXT A:TX=
622:TY=576

```

```

1055 DATA 24,36,60,24,24,36,24,24,60,36,
24,24
1060 FOR J=1 TO 6:READ A:B$(J,J)=CHR$(A)
:NEXT J:A$(TY,TY+5)=B$
1065 DATA 126,66,66,66,66,126
1110 IF K=1 THEN H=INT(RND(N)*23+1):GOTO
1130
1120 H=INT(RND(N)*36+1)
1130 NM=0:S=N:M=1:G=19:I=INT(RND(N)*9+1)
:MY=733
1140 IF V>N THEN V=V-3:SOUND 3,N,8,U
1145 GOSUB 5000:PC=PC+1:GOSUB 6000
1150 IF PC>4 AND B=1 THEN GOSUB 7000:PC=
N
1160 IF PC>4 THEN PC=N
1170 IF NP=N THEN 30000
1180 IF M=N THEN 2000
1190 IF S=50 THEN 3000
1200 IF S=100 THEN 4000
1210 IF I=6 THEN S=50:A$(MY,MY+3)=M2$:GO
TO 1950
1220 G=6-1:MY=MY-4:SG=PEEK(SCRN+H+G*40):
IF SG=64 AND G=S1 AND H=T1 AND B=1 THEN
9000
1230 IF SG=64 THEN S=100:GOTO 9500
1240 IF G=18 THEN GOSUB 1400:GOTO 1950
1250 A$(MY+4,MY+7)=S$:A$(MY,MY+3)=M1$:GO
TO 1950
1400 V=15:SOUND 3,N,8,U:A$(MY,MY+3)=M1$:
POKE 705,COLM:MX=46+H*4:POKE 53249,MX:RE
TURN
1950 IF NP=N THEN 30000
2000 IF NM=N THEN 1100
2010 GOSUB 5000:GOSUB 5500:POKE 764,255:
GOTO 1140
3000 G=6+1:MY=MY+4:A$(MY-4,MY-1)=S$
3005 IF H>1 AND H<36 AND G<18 THEN H=H+I
NT(RND(N)*3-1):MX=46+H*4:POKE 53249,MX
3010 SG=PEEK(SCRN+H+G*40):IF SG=64 AND G
=S1 AND H=T1 AND B=1 THEN 3400
3020 IF SG=64 THEN S=100:GOTO 4100
3030 IF SG=71 THEN GOSUB 9800:GOTO 1950
3040 IF SG=73 OR (SG>64 AND SG<71) THEN
GOSUB 9800:GOTO 30200
3070 A$(MY,MY+3)=M2$:GOTO 1950
3400 POKE 53250,N:POKE 53251,N:SOUND 1,N
,N,N:B=N:S=100:GOTO 4100

```




Illustration: Peter Harris


```

3500 POKE 53249,N:M=N:NM=NM-1:FOR J=1 TO
150 STEP 5:SOUND N,J,8,15-J/10:NEXT J:P
OSITION H,6:? " ":RETURN
4000 A$(MY,MY+3)=S$:G=6-1:IF G<1 THEN M=
N:NP=NP-1:NM=NM-1:POKE 53249,N:IF NP=N T
HEN 30000
4010 IF M=N THEN 1950
4020 MY=MY-4:A$(MY,MY+3)=M3$:GOTO 1950
4100 POSITION H,6:? " ":A$(MY-4,MY-1)=S$
:A$(MY,MY+3)=M3$:GOSUB 9600:GOTO 1950
5000 BC=BC+1:IF BC>4 THEN BC=N:IF BONUS>
N THEN BONUS=BONUS-1
5002 POSITION 6,23:? SC$:POSITION 17,23:
? BONUS;" ";
5005 ST=STICK(N):IF ST=10 OR ST=9 OR ST=
5 OR ST=6 THEN ST=0ST
5010 0ST=ST:IF ST=15 THEN RETURN
5020 OY=TY:IF ST=7 THEN TS=TS+1:TX=TX+4:
IF TS>37 THEN TS=37:TX=TX-4
5030 IF ST=11 THEN TS=TS-1:TX=TX-4:IF TS
<1 THEN TS=1:TX=TX+4
5040 IF ST=14 THEN SS=SS-1:TY=TY-4:IF SS
<1 THEN SS=1:TY=TY+4
5050 IF ST=13 THEN SS=SS+1:TY=TY+4:IF SS
>18 THEN SS=18:TY=TY-4
5070 RETURN
5500 IF PEEK(764)=33 AND B=N THEN GOSUB
10000:RETURN
5510 IF STRIG(N)=N AND K>N THEN GOSUB 11
000
5520 RETURN
6000 O=O+1:IF O>7 THEN O=1
6010 IF E(O)=50 THEN RETURN
6020 POSITION F(O),E(O):? " ":F(O)=F(O)-
1:IF F(O)<1 THEN F(O)=37
6030 POSITION F(O),E(O):? " ":RETURN
7000 POSITION T1,S1:? " ":IF T1<19 THEN
T1=T1+1
7010 IF T1>19 THEN T1=T1-1
7020 S1=S1+1:IF S1>18 THEN S1=18
7030 IF S1=18 AND T1=19 THEN B=N:NP=NP-1
:NP=NP+1:POKE 53250,N:POKE 53251,N:SOU
ND 1,N,N,N:SC=SC+50:RETURN
7040 B=1:POSITION T1,S1:? " ":RETURN
9000 B=N:S=100:SOUND 1,N,N,N:POKE 53250,
N:POKE 53251,N:GOTO 9500
9500 POSITION H,6:? " ":A$(MY+4,MY+7)=S$
:A$(MY,MY+3)=M3$:GOSUB 9600:GOTO 1950
9600 FOR J=255 TO N STEP -25:SOUND N,J,1
4,15:NEXT J:POKE 705,56:FOR P=1 TO 7:IF
E(P)=6 AND F(P)=H THEN E(P)=50:P=8
9610 NEXT P:SOUND N,N,N,N:RETURN
9800 POKE 53249,N:A$(MY-4,MY-1)=S$:POSIT

```

```

ION H,6:? " ":IF H=10 THEN K=K-1
9810 IF H=28 THEN K=K-2
9812 BONUS=BONUS-100:IF BONUS<N THEN BO
US=N
9815 FOR J=25 TO 220 STEP 2:SOUND N,J,8
15:SOUND 2,J+25,8,15:POKE 54277,RND(N)
5:NEXT J:POKE 54277,N
9820 SOUND N,N,N,N:SOUND 2,N,N,N:IF K=
THEN 30100
9830 M=N:NM=NM-1:POSITION H,6:? " ":POS
TION H,6+1:? " ":RETURN
10000 SOUND N,20,6,15:SG=PEEK(SCRN+TS+S
*40):IF SG=64 THEN SOUND 1,200,6,12:60S
B 10200:RETURN
10010 FOR J=1 TO 5:NEXT J:SOUND N,N,N,N
RETURN
10200 POKE 53250,121:POKE 53251,129:B=
S1=SS:T1=TS:FOR P=1 TO 7:IF E(P)=S1 AND
F(P)=T1 THEN E(P)=50:P=8
10210 NEXT P:SOUND N,N,N,N:RETURN
11000 FOR J=-14 TO 14 STEP 4:SOUND N,20
-J,J,10,15:NEXT J:SG=PEEK(SCRN+TS+SS*40
11010 SOUND N,N,N,N:IF TS<>H OR SS<>6 T
EN RETURN
11100 POKE 704,N:A=121:FOR J=1 TO 20:PO
E 705,RND(N)*255:SOUND N,A,8,15:IF A=12
THEN A=243:GOTO 11110
11102 A=121
11110 NEXT J:POKE 53249,N:SOUND N,N,N,N
NM=NM-1:M=N:MD=MD+1:POKE 704,COLS:SC=SC
10:IF A$(MY,MY+3)=M3$ THEN 11200
11120 A$(MY,MY+3)=S$:POKE SCRN+TS+SS*40
SG:RETURN
11200 FOR P=1 TO 7:IF E(P)=50 THEN E(P)
SS:F(P)=TS:POSITION TS,SS:? " ":P=8
11210 NEXT P:A$(MY,MY+3)=S$:RETURN
30000 SC=SC+BONUS:GOSUB 30300:? #6;"
GAME FINISHED":GOTO 30400
30100 GOSUB 30300:? #6;"GAME OVER - ":
#6;"lasers destroyed":GOTO 30400
30200 GOSUB 30300:? #6;"GAME OVER - ":
#6;"projector destroyed":GOTO 30400
30300 FOR J=N TO 3:SOUND J,N,N,N:POKE 5
248+J,N:NEXT J:GRAPHICS 18:RESTORE 150
30305 POKE 16,64:POKE 53774,64:FOR J=70
TO J+3:READ A:POKE J,A:NEXT J:RETURN
30310 ? #6:? #6;" score ";SC:? #6
30320 ? #6;"Pirates blasted ";MD:? #6:
#6:RETURN
30400 GOSUB 30310:? #6;" PRESS STAR
":? #6;" TO PLAY AGAIN":POKE 764,25
30410 FOR J=1 TO 10:NEXT J:IF PEEK(5327
)=7 THEN 30410
30420 RUN

```

Runs on a Vic-20 in 3.5K.

Converted by Paul Jay

Type in the first part of the program and save it before running. Make sure you do not alter anything, especially the "load" part of the program.

Save the second part of the program after the first and save it as "&POLYPS" in caps without a space.

When using the program, load and run the first part and leave the Play button on the cassette recorder down.

A lot of gibberish will appear on the screen which is

the machine code to be used in the second part of the program.

When the second part is loaded, the cursor should be flashing next to the word "RUN". Press the return button and the game will begin.

Do not clear the screen or change the display or the game will crash. The game runs on a standard Vic-20 with a joystick.


```

10 POKE56,28:POKE52,28:CLR
11 PRINT": SUN POLYPS FLOAT ACROSS THE SCREEN. A BLUE PIRATE SHIP IS"
12 PRINT"TRYING TO STEAL THEM. YOU HAVE 2 LASER BASES & A PROJECTOR. IF BOTH"
13 PRINT"BASES OR THE PROJECTOR ARE HIT, THE GAME ENDS. PLACE YOUR LASER SIGHT"
14 PRINT"OVER THE PIRATE & FIRE(USING JOYSTICK). ALSO DO THE SAME TO COLLECT"
15 PRINT"POLYPS." SCORING IS UNUSUAL & YOUR OWN TACTICS FOR"
16 PRINT"HIGH SCORES MUST BE USED. PRESS ANY KEY":GOSUB25
17 GETA$:IFA$=""THEN17
18 PRINT"SCORES WORK LIKE THIS-":PRINT:PRINT"BLUE PIRATE HIT-":PRINT
19 PRINT"NUMBER OF LASER BASES *NUMBER OF POLYPS.":PRINT
20 PRINT"RED PIRATE HIT-":PRINT:PRINT"DOUBLE ABOVE SCORE":PRINT
21 PRINT"POLYP RESCUED-":PRINT:PRINT"NUMBER OF PIRATES HIT *NUMBER OF POLYPS"
22 PRINT"PRESS ANY KEY TO BEGIN":GOSUB25
23 GETA$:IFA$=""THEN23
24 PRINT"PLEASE WAIT":GOTO37
25 FORI=1TO10:GETA$:NEXT:RETURN
37 FORI=0TO463:POKE7168+I,PEEK(32768+I):NEXT
38 FORI=0TO111:READPD:POKE7432+I,PD:NEXT
39 POKE36879,13:POKE36878,7*16
40 DATA3,61,246,212,81,132,97,24,255,85,0,130,40,105,20,85,192,124,159,23,69,18,
73,36
50 DATA6,1,0,3,13,52,16,84,20,150,235,170,105,20,0,0,144,64,0,192,112,28,4,21,12
,63,247
60 DATA255,190,186,40,32,40,40,170,170,190,150,130,130,231,129,129,0,0,129,129,2
31
70 DATA0,0,0,0,12,59,213,148,0,0,0,0,240,140,27,97,0,0,0,0,12,51,222,48,252,18
4,168
80 DATA16,16,220,84,20,52,60,23,142,37,164,9
90 PRINT":FORI=1TO21:READM$:POKE36879,INT(I/3)+72:PRINT";
M$
100 FORDE=1TO300:NEXTDE,I
105 FORDE=1TO3000:NEXTDE
110 DATA"
120 DATA"
130 DATA"
140 DATA"
150 DATA"
160 DATA"
180 DATA"
190 DATA"
200 DATA"
210 DATA"
220 DATA"
230 DATA"
250 DATA"
260 DATA"
270 DATA"
280 DATA"
290 DATA"
300 DATA"
320 DATA"BY PAUL JAY.ADAPTED"
330 DATA"FROM THE SPECTRUM GAME"
340 DATA"BY P.W.NORRIS."
400 PRINT":
419 FORI=7966TO8175:READO:POKEI,O:NEXT
420 DATA169,15,141,14,144,120,169,82,141,20,3,169,3,141,21,3,88,96,10,15,16,64,1
60,0
421 DATA162,222,173,78,3,201,10,176,9,238,78,3,238,10,144,76,116,3,140,10,144,23
6,78,3

```


READY.

VIC-20 continued

1180 NEXT


```

1190 P(PC)=P(Q):L(PC)=L(Q):Q=Q-0:IFQ=0THEN8000
1200 BC=BL:PC=0:RETURN
2000 N=INT(RND(1)*Q)+0:IFN=CPANDQ<1THEN2000
2012 IFN=PCTHEN2000
2015 IFQ=1ANDBC=RTHENRETURN
2020 POKEP(N),T:P(N)=P(N)-0:IFP(N)=L(N)THENP(N)=P(N)+22
2030 POKEP(N),P:POKEP(N)+C,PU:RETURN
3000 POKEJ,T:J=J+22:IFJ>LOTHENDP=0:SC=SC+PH*Q:GOSUB6000:GOSUB3040:RETURN
3020 D=948:E=849:SN=200:DU=50:GOSUB7000:POKEJ,P:POKEJ+C,CY
3030 RETURN
3040 P(CP)=P(Q):L(CP)=L(Q):Q=Q-0:IFQ=0THEN8000
3050 CP=0:RETURN
4000 POKEK1,0:POKEK2,127:RESTORE:S=PEEK(U):S0=((SAND4)=0):S1=((SAND8)=0)
4020 S2=((SAND16)=0):F=((SAND32)=0):S=PEEK(V):S3=((SAND128)=0):POKEK2,255:POKEK1
,128
4030 W=Z
4040 IFS2THENX=X-0:IFX<0THENX=0
4050 IFS3THENX=X+0:IFX>21THENX=21
4060 IFS0THENY=Y-0:IFY<1THENY=0
4070 IFS1THENY=Y+0:IFY>19THENY=19
4080 Z=22*Y+X
4085 IFF=-0THENGOSUB5000
4090 POKEG+W,T:POKEG+Z,SS:POKEG+C+Z,0:RETURN
5000 FORI=0TOQ:IFP(I)=G+ZTHENIFDP=0THENJ=P(I):DP=0:CP=I:RETURN
5010 NEXT:IFG+Z<G+BORGCC=0THENRETURN
5020 D=858:E=846:DU=40:SN=200:GOSUB7000:D=888:E=847:GOSUB7000:D=918:E=848:GOSUB7
000
5030 IFBC=BLTHENSC=SC+GC*Q:PH=PH+1:GOTO5050
5040 SC=SC+GC*Q*2:PH=PH+2:PC=0
5050 GOSUB6000:BC=BL:BD=0:L=0:K=10:B=0:RETURN
6000 PRINT"*****SCORE":SC:RETURN
7000 POKED,DU:POKE653,SN:POKEE,SN:RETURN
8000 PRINT"YOUR SCORE WAS":SC
8006 IFSC>HITHENHI=SC
8007 PRINT"THE HIGHEST IS":HI
8008 PRINT"WOULD YOU LIKE ANOTHER GAME"
8010 FORI=1TO10:GETG$:NEXT
8020 GETG$:IFG$=""THEN8020
8030 IFG$="Y"THEN100
8040 END
9000 HH=36864:VV=36865:FORTT=1TO50:GOSUB7000:HM=INT(RND(1)*2+10):VM=INT(RND(1)*8
+32)
9010 POKEVV,VM:POKEHH,HM:FORDD=1TO25:NEXT:NEXT:POKEHH,12:POKEVV,38:RETURN
READY.

```




Illustration: Peter Harris

CREATING GAMES

The inner workings of a software house

Software houses have had to learn their trade fast.

Two years ago, games programming companies as successful as Bug-Byte, Psion, Quicksilver and Imagine were unthinkable. Now games software is big business and new software houses are appearing all the time. We asked one of these, Visions, to tell us about their operation, so if you send away a tape for consideration, you'll understand just what processes it has to go through before it finds its way into the local W.H. Smiths.

Visions was set up in West London last summer by four people with a background in different areas of the software industry: Sean de'Bray was previously involved in commercial software consultancy; Roz Evitts comes from a public relations company which specialised in computer clients; John Burnham is the production director with a background in the audio industry and Martin Parmiter is the financial director.

They pooled their talents to become Visions and start producing games for the home market.

Any software house is ultimately only as good as its programs so Visions treat theirs with special care.

The company aims to have six programmers employed when it gets into full swing, but like many other games companies, a lot of the ideas are sent in by freelance writers.

These are tested and evaluated quickly. The accompanying informa-

tion is read and the game cassette loaded on the required machine. Some games have an initial impact and the testers take to them straight away, others only become compulsive when they have been played with for a while.

Any that show promise are looked at by other members of the Visions' staff — four people usually test each game and give their comments, and they're all keen games players.

As soon as it gets the go-ahead, the team start working on whether the game needs tidying up or if there are a few areas which need improvement. The programmer is contacted straight away and invited down for a chat — young programmers are asked to bring a parent. The schedule of the game is already being drawn up, with thought going into a possible release date, when adverts would need to be put into magazines and what sort of artwork will be used in presenting the cassette.

On meeting the programmer, the suggested improvements are talked over and Visions try to discover if he is capable of doing these himself or whether he will need help from the programmers on staff. Does he need any additional equipment to make the improvements, are there any books which might help.

At the end of the meeting, he is offered a contract. The company pays 25% royalties but will also pay an advance if extra work is involved.

Visions' designer asks an artist in to look at the game and work on some ideas for the cassette inlay.

Presentation of the cassette is an important factor in how it sells so a great deal of thought goes into the name of the game, the images which appear on the cassette packaging

and how it will be represented in advertisements.

If the formula is right, the company can end up with a top-selling cassette, finding its way into 10-15,000 homes.

HOW

Visions put great stress on the way a freelance programmer presents his games cassette.

The more information they have, the quicker Visions' testing and production team can go into action.

Professional presentation can tell long before the games tester even loads the cassette. One obvious requirement is to make sure you include your name and address and a phone number if you have one.

Explain what machine your game works for, whether it needs memory expansion, joysticks or any special cartridge to run.

Give its title, a brief write up on what kind of game it is and a run-down on the key controls. Full instructions should be included.

Is it written in Basic or Machine Code and what other machines might it be possible to transfer the game to?

Have you sent the game anywhere else and if so, is it on offer?

Before the tape goes in the post, check that it loads, try it on more than one tape machine. Now it's time to include some personal details. Give your age if you're still at school, add a biography of your computer experience and (if you think it will help) where the idea for the game came from.

Your prize game may still not find its way into the shops but now you have at least given it every chance.




MAL FUNCTION

T. HITCH

SNAG JNR


SCREAMING FOUL UP



SEVEN HOURS OF COSMIC BLASTERIANS. I DON'T THINK HE'S EVER GOING TO GIVE UP!

ZAP!

KROW!



EKK!

I DON'T THINK THOSE BOYS CAN TAKE MUCH MORE. GO AND GET FOUL-UP SNAG. WE'LL PUT A STOP TO THIS



LATER

RUMBLE!

YOU RELEASED SCREAMING FOUL-UP, WHATEVER POSSESSED YOU?

HMM! THAT'S THE FASTEST HE'S EVER STOPPED A GAME.



LAST TIME THAT SCREAMING FOUL-UP GOT OUT IT TOOK... HOLD ON...

...THE MICRO'S STILL WORKING!

WHAT HAPPENED?

COME QUICKLY, IT'S FOUL UP HE'S ERR... HE'S ERR!

URGLE!!



GOSH! HE LOOKS BAD. IS IT YOUR THROAT FOUL-UP? DID YOU SCREAM TOO LOUD? COME ON OPEN UP.

MOAN!



BLACH!

OUR PROGRAMMER MAKES A DISCOVERY!

BOY! THAT'S WHAT I CALL A TOUGH GAME FEATURE!



Simon Hunt talks colour and sound

The tips on Atari presentation come courtesy of English Software.

Simon Hunt is the programmer giving you the benefit of his knowledge of the Atari machine. He is responsible for the jewel in English Software's collection, Diamonds.

Diamonds is written in purely machine code, but Simon has reproduced the title sequence in Basic and uses it to illustrate a number of techniques which you can adapt to your own programs.

Variables used in the listing REGBKGD, REGDIAM, REGBKG2, REGNAME, REGTEXT: These define the addresses of the colour registers corresponding to the colour of the background, diamonds, author's name, and the other text.

COLBKGD, COLDIAM, COLNAME, COLTEXT: define the actual colour value.

LABEL is used to read some of the Data: I have appended labels to the ends of data statements to show what the data is.

RAMTOP defines the register which points to the top of usable memory.

CHBAS defines the register which points to the beginning of the character set table.

SETP points to the area of memory 1K below Ramtop: this is where my new character set will be placed. SETMEM is the actual value of the first memory location in the new character set table.

CHAR controls the input of the 44 re-defined characters.

BYTE controls the input of the eight bytes which define each character.

DATA is used to read in the data values.

I is just a general variable.

DLIST defines the memory location at the start of the display list.

DLISTP, DLISTP+1 define the registers which tell the Atari where to find the display list.

DELAY is used to control the speed at which the colours change.

Figure 1: Bit values of a byte

128 64 32 16 8 4 2 1

Figure 2: Character set table

Character 0	Byte 0	Setmem	Mode	Data value	Scan Lines
Byte 1	Setmem + 1	2	7+64*	16	
Byte 2	Setmem + 2	2	112	8	
Byte 3	Setmem + 3	2	112	16	
Byte 4	Setmem + 4	1	112	8	
Byte 5	Setmem + 5	1	6	8	
Byte 6	Setmem + 6	1	6	8	
Byte 7	Setmem + 7	1	6	8	

Character 1	Byte 0	Mode	Data value	Scan Lines
Byte 1	112	16		
Byte 2	112	16		

*NB The 64 is the part of the instruction which says the following two bytes define the start address of the display data. The 7 is the mode value. If the first line was a mode 0 line, this

data value would be 2+64 (66).

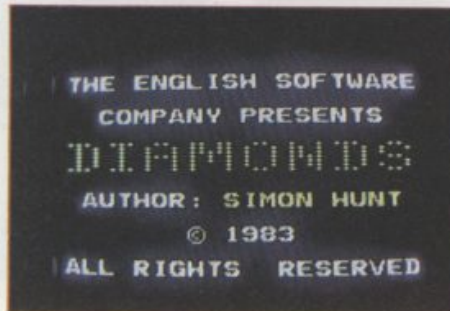
Figure 3: Structure of the display

Graphics Mode	Data value	Scan Lines
2	7+64*	16
112	8	
7	16	
112	16	
112	8	
6	8	
6	8	
6	8	

Graphics Mode	Data value	Scan Lines
112	16	
112	16	
7	16	
112	8	
7	16	
112	8	
2	8	

Total 192

The success or failure of any programme usually depends upon its "POP". This stands for Presentation, Originality and Playability and I be-



lieve Presentation is the most important consideration of the three. In this listing below I'll start by showing how the colours are set up between lines 600 and 720.

Register 708 is colour register 0; register 712 is Colour register 4. The values of any combination of hue and luminance can be calculated by multiplying the hue value by 16 and adding the luminance level. This value is then poked directly into the colour register. So SETCOLOUR 1,4,8, can be replaced by Poke 709, 4*16+8 or Poke 709,72.

Note that in Graphics mode 0 colour register 2 (location 710) defines the colour of the background, but in graphics modes 1 and 2, colour register 4 (location 712) defines the background colour.

Since the title page uses modes 0, 1 and 2 all at once, registers 2 and 4 have been set to the same colour to keep the background uniform; registers 0, 1 and 3 define the colours of the Text.

Lines 1000 to 1100 load in the character set.

The Atari's default character set is stored in 1K of ROM starting at location 57344. The register CHBAS (756) points to the first page of the character set data, (a 'page' is used to describe 256 bytes of memory). At power-up PEEK (756) will return the value 224 since 224*256=57344. If we POKE CHBAS with a different page number (in multiples of four) the Atari will use the data in the following 1K of memory to display the characters.

Now each character is displayed as an 8 x 8 grid. Each row of pixels is defined by one byte of data and where the bits are set to 1 in the byte, the corresponding pixel in the character will be lit.

So each character is defined by eight bytes. The first byte is the top row, the last byte is the bottom row. The bit values are shown in fig 1 - to calculate the value of the byte, add the bit values together. (A row with the end bits lit has the value 128+1=129). These bytes are arranged in the character set table as shown in figure 2.

Programme lines 1060 to 1090 load the character set data into RAM 1K below Ramtop while line 1100 activates the new character set.

Lines 2000 to 2040 load the title page data.

The area of RAM used to store the data telling the Atari which characters to display on the screen, is location 1536 to 1755. This is part of page six (page six runs from 1536 to 1791). The rest of page six will be used to store the display list.

Page six is an area of RAM which is not used by Basic or the operating system and so is free to be used by the programmer.

The display list is set up between 3000 and 3090.

It is a list of instructions which tell the Atari the types of graphics mode lines to use for a screen, and where the screen data may be found in memory.

When you execute a GRAPHICS command in Basic, an area at the top of RAM is cleared and used to store the screen data, and a display list is generated just below this area to define which mode lines to use in displaying the data. GRAPHICS 0 produces a display list that defines 24 mode 0 lines. GRAPHICS 1 produces a display list which defines 20 mode 1 lines than 4 modes 0 lines for the text window.

By choosing the right instructions we can write our own display list to create whatever pattern of mode lines we require, remembering that the size of the screen must never exceed 24 mode 0 lines of 12 mode 2 lines, or the equivalent.

A 'SCAN' line is the name given to a line 1 pixel high. So a mode 0 line is eight scan lines high; a mode 2 line is 16 scan lines high. Thus the maximum number of scan lines in a display is 24*8=192. My Display list is structured as shown in figure 3.


```

30010 REM =====
30020 REM
30030 REM --- TEXT DATA ---
30040 REM
30050 DATA 31,22,19,0,19,26,21,24,23,30,
30060 12,0,30,27,20,31,34,16,29,19
30070 DATA 0,0,17,27,25,28,16,26,35,0,28
30080 29,19,30,19,26,31,30,0,0
30090 DATA 203,201,194,199,200,195,196,2
30100 0,202,197,198,201,202,196,197,203,201,2
30110 0,195,196
30120 DATA 202,202,0,197,202,204,197,199
30130 198,197,197,202,202,205,197,202,202,194
30140 204,0
30150 DATA 202,202,0,197,202,0,197,197,1
30160 0,197,197,202,202,202,197,202,202,200,0
30170 197
30180 DATA 195,193,194,195,194,0,193,193
30190 0,193,194,193,194,0,193,195,193,0,195,0
30200 DATA 0,16,32,31,22,27,29,36,0,94,8
30210 0,98,91,90,0,86,96,90,95,0
30220 DATA 0,0,0,0,0,0,37,0,38,39,40,4
30230 1,0,0,0,0,0,0
30240 DATA 16,24,24,0,29,23,21,22,31,30,
30250 0,29,19,30,19,29,33,19,18
30260 DATA 0,0,16,30,0,30,19,19,26,0,23,
30270 0,0,0,43,17,27,25,28,32
30280 DATA 31,19,29,0,42,0,33,23,18,19,2
30290 0,21,16,25,19,30,43,0,0
30300 REM
30310 REM --- CHARACTER SET DATA ---
30320 REM
30330 DATA 0,0,0,0,0,0,0,0,X
30340 DATA 32,112,32,0,0,0,0,0,X
30350 DATA 2,7,2,0,0,0,0,0,X
30360 DATA 34,119,34,0,0,0,0,0,X
30370 DATA 0,0,0,0,32,112,32,0,X
30380 DATA 32,112,32,0,32,112,32,0,X
30390 DATA 2,7,2,0,32,112,32,0,X
30400 DATA 34,119,34,0,32,112,32,0,X
30410 REM
30420 DATA 0,0,0,0,2,7,2,0,X
30430 DATA 32,112,32,0,2,7,2,0,X
30440 DATA 2,7,2,0,2,7,2,0,X
30450 DATA 34,119,34,0,2,7,2,0,X
30460 DATA 0,0,0,0,34,119,34,0,X
30470 DATA 32,112,32,0,34,119,34,0,X
30480 DATA 2,7,2,0,34,119,34,0,X
30490 DATA 34,119,34,0,34,119,34,0,X
30500 REM
30510 DATA 56,40,108,108,68,254,198,0,
30520 124,238,192,192,192,238,124,0
30530 DATA 252,110,102,102,102,110,252,0
30540 DATA 254,224,192,252,192,224,254,0
30550 DATA 254,224,192,252,192,192,192,0
30560 DATA 124,238,192,206,198,238,126,0
30570 DATA 198,198,198,254,238,198,198,0
30580 DATA 60,24,24,24,24,60,0,
30590 DATA 192,192,192,192,192,224,254,0
30600 DATA 198,238,254,214,214,198,198,0
30610 DATA 230,230,246,214,222,206,206,0
30620 DATA 124,238,198,198,198,238,124,0
30630 DATA 252,238,198,252,192,192,192,0
30640 DATA 252,238,198,252,248,220,206,0
30650 DATA 124,238,192,124,6,238,124,0,
30660 DATA 126,60,24,24,24,24,24,0,
30670 DATA 198,198,198,198,198,238,124,0
30680 DATA 130,198,68,108,108,40,56,0,
30690 DATA 198,198,198,214,214,254,108,0
30700 DATA 102,102,102,60,24,24,24,0,
30710 DATA 0,0,24,24,0,24,24,0,
30720 DATA 60,66,153,161,161,153,66,60,
30730 DATA 24,56,24,24,24,24,60,0,
30740 DATA 124,238,198,126,6,238,124,0,
30750 DATA 124,238,198,124,198,238,124,0
30760 DATA 124,238,6,28,6,238,124,0,
30770 DATA 56,108,56,112,222,204,118,0,
30780 DATA 102,102,102,0,0,0,0,0,
30790 REM *****
30800 REM *** DIAMONDS TITLE DISPLAY ***
30810 REM *** ADAPTED TO BASIC BY ***
30820 REM *** SIMON HUNT ***
30830 REM *****
30840 GRAPHICS 18:REM BLANK OUT SCREEN
30850 REM
30860 REM
30870 REM --- SET UP COLOURS ---
30880 REM
30890 REGBKGD=712:COLBKGD=224
30900 REGDIAM=711:COLDIAM=30
30910 REGBK2=710
30920 REGNAME=709:COLNAME=218
30930 REGTEXT=708:COLTEXT=22
30940 REM
30950 POKE REGBKGD,COLBKGD
30960 POKE REGBK2,COLBKGD
30970 POKE REGNAME,COLNAME
30980 POKE REGDIAM,COLDIAM
30990 POKE REGTEXT,COLTEXT
31000 REM
31010 REM
31020 REM --- LOAD CHARACTER SET ---
31030 REM
31040 DIM LABEL$(24):RESTORE 30020
31050 RANTOP=106:CHBAS=756
31060 SETP=PEEK(RANTOP)-4
31070 SETMEM=SETP*256
31080 FOR CHAR=0 TO 43:FOR BYTE=0 TO 7
31090 READ DATA
31100 POKE SETMEM+CHAR*8+BYTE,DATA
31110 NEXT BYTE:READ LABEL$:NEXT CHAR
31120 POKE CHBAS,SETP
31130 REM
31140 REM
31150 REM
31160 REM --- LOAD DATA INTO PAGE 6 ---
31170 REM
31180 RESTORE 29010
31190 FOR I=0 TO 219:READ DATA
31200 POKE 1536+I,DATA:NEXT I
31210 REM
31220 REM
31230 REM
31240 REM --- SET UP DISPLAY LIST ---
31250 REM
31260 DLISTP=560:DLIST=1536+220
31270 REM
31280 RESTORE 3200:I=0
31290 READ LABEL$:IF LABEL$(1,1)<>"-" THEN
31300 POKE DLIST+I,VAL(LABEL$):I=I+1
31310 IF LABEL$(1,1)="" THEN 3050
31320 REM
31330 POKE DLISTP,220:POKE DLISTP+1,6
31340 REM
31350 REM --- DISPLAY LIST DATA ---
31360 REM
31370 DATA 112,112,112,-SKIP 24 SCAN LNS
31380 DATA 71,0,6,-LMS MODE 2
31390 DATA 112,-SKIP 8 SCAN LINES
31400 DATA 7,-MODE 2 LINE
31410 DATA 112,112,-SKIP 16 SCAN LINES
31420 DATA 6,6,6,6,-4 MODE 1 LINES
31430 DATA 112,112,-SKIP 16 SCAN LINES
31440 DATA 7,-MODE 2 LINE
31450 DATA 112,112,-SKIP 16 SCAN LINES
31460 DATA 7,-MODE 2 LINE
31470 DATA 112,-SKIP 8 SCAN LINES
31480 DATA 7,-MODE 2 LINE
31490 DATA 112,-SKIP 8 SCAN LINES
31500 DATA 2,-MODE 0 LINE
31510 DATA 65,220,6,-JUMP START OF DLIST
31520 DATA -END
31530 REM
31540 REM
31550 REM
31560 REM --- CYCLE THE COLOURS ---
31570 REM
31580 FOR I=1 TO 30
31590 COLDIAM=COLDIAM+16
31600 IF COLDIAM>256 THEN COLDIAM=COLDIAM
31610 -240
31620 POKE REGDIAM,COLDIAM
31630 FOR DELAY=1 TO 4:NEXT DELAY
31640 NEXT I
31650 COLTEXT=COLTEXT+16
31660 IF COLTEXT>256 THEN COLTEXT=COLTEXT
31670 -240
31680 POKE REGTEXT,COLTEXT
31690 GOTO 4020
31700 REM

```

Lines 3040 to 3060 load the display list data into page six and line 3090 tells the Atari to start using this list.

Any address in the Atari's memory is defined by two bytes — the first is known as the least significant byte (LSB) and the second the most significant byte (MSB). The address is calculated by multiplying the MSB by 256 and adding the LSB.

The first three bytes of the display list cause 24 scan lines to be skipped; this defines the top border of the display. The next byte says to use a

mode 2 line and that the next two bytes give the start address of the screen data. These bytes point to location 1536: 0 (LSB) = 6 (MSB)*256. So the first 20 bytes of page six are displayed in mode 2 at the top of the screen.

The next byte says skip eight scan lines — this leaves a gap between the mode 2 lines. The next byte says use a mode 2 line, so the second 20 bytes of page six are displayed on this line.

The last three bytes of the display

list tell the Atari to jump to the beginning of the display list again. The first of these bytes is the jump command; the other two bytes give the start address of the Display List.

Lines 4000 to 4380 of the listing alter the colours of the text, and gives a sparkling effect to the Diamonds. The hue is changed by the luminance level is kept the same; this is achieved by adding 16 to the previous colour value lines 4310 and 4360 make sure the value to be POKED is within the range 0-255.

THE VESPOZIAN AFFAIR

An adventure
set on a spacecraft
soaring between star systems
By Keith Campbell

RUNS ON A DRAGON IN 32K.

```

1 CLS:PRINT:PRINT:PRINT"          THE VESPOZIAN AFFAIR":PRINT:PRINT:PRINT"          A COMP
  UTER & VIDEO GAMES":PRINT"          ADVENTURE BY":PRINT" KEITH CAMPBELL AND TERR
  Y PRATT":FORI=0TO3000:NEXT
2 CLS:PRINT"YOU PLAY THE ROLE OF D'TAAN,          SCIENTIFIC OFFICER ABOARD THE          SPAC
  ESHIP VESPOZIAN."
3 PRINT"YOUR (PRIVATE) MISSION IS TO          OBLITERATE THE BLOODLINE          STARGATE
  . ALL THE INFORMATION YOU NEED TO DO THIS IS AVAILABLEWITHIN THE GAME!"
4 PRINT:PRINT" USE 1-WORD OR 2-WORD COMMANDS":PRINT:PRINT"          GOOD LUCK - D'TA
  AN":FORI=0TO8000:NEXT
5 CLEAR500
10 DIML$(14),L1$(14),E$(14),D$(14),O$(18),P(18),C(18),NB$(11),Q$(4),V$(8)
20 FORI=0TO14:READL$(I),L1$(I),E$(I),D$(I):NEXT:FORI=0TO18:READO$(I),P(I),C(I):N
EXT:FORI=0TO11:READNB$(I):NEXT
50 PN=1:CT=0:JM=-1:PV=6:CY=143:PF=600:CD=2:AT$="A THOUGHT IS FRAMED IN YOUR MIND
":ST=1:PI=999:SF=1
60 WV$="TAKDROLIFLOOEXAHOPEUNLLOCCLOWEAREMINSRAIPREKILSLE"
70 WG$="PORSTAFORAFUP DOWOUTBUNSHUHOREASWESBULDOOCRAVES"
80 WD$="PSFAUDOBTNELWRCV"
90 WN$="SHUDEVPOLCRASBSPAONCYLTONBEZGRAMAC005001002003004KEYROCDISPILDOOBUTARO
  SCRBSUNSH"
95 Q$(1)="COMPUTER & VIDEO GAMES":Q$(2)="WELCOMES YOU TO":Q$(3)="THE SEVENTH EMP
  IRE ADVENTURE"
100 IFPN=5ANDPL=9THENRT=5ELSEIFPN<>5THENRT=0
101 IFP(7)=9OR(P(6)=9ANDC(6)>2)THENSF=0
102 IFPV=3ANDP(2)=99THENP(2)=4
103 IFPN=2ANDC(0)=-4ANDC(4)<>5THENGOSUB35300:GOTO60050
104 CT=CT+1:IFC(6)=3ANDP(6)=9THENC(6)=4:PF=PF+2000:Q$(3)="NEW FUEL LOADED":Q$(6)
  ="METAL CONTAINER"
105 IFST=1THENJE=JE+1:IFJE>24THENJE=JE-25:PV=PV+JM:CLS:IFPV=CD THENST=2:PF=PF-10
0:PRINT"VESPOZIAN IN ";NB$(PV);" ORBIT":PLAY"L404V31AP75AP75L3A#"ELSEPRINT"VESPO
  ZIAN PASSING ";NB$(PV):PLAY"L404V31AP75AP75L3A#"
106 IFRT=5THENP(9)=99:P(10)=6ELSEIFPN=5ANDRT=0THENP(9)=5:P(10)=5
107 IFCT>200THENCT=1:CY=CY+1
108 IFCD=PV THENST=2
109 IFST=2THENDQ$="ORBITING"ELSEOD$="BEARING ON"
110 IFPN=9ANDC(4)<>4THENGOSUB35300:GOTO60010
120 IFPV=2ANDPN=4ANDP(12)=99THENP(12)=4
125 IFP(2)=13THENP(2)=88:PI=CY:Q$(3)="POLYPS VANISH INTO THE ROCKS"
126 IFCY>PI+19 THENP(18)=13:PI=CY
129 IFP(1)=PN AND(PN=8ORPN=13)AND(P(18)<>13ORP(6)<>13)THENQ$(3)="SWITCH STARTS M
  OTOR. DRILL":Q$(4)="ENGAGES AND SPRAYS DUST!"
130 IFP(18)=13ANDP(1)=13ANDP(6)=13ANDC(6)=2THENP(18)=88:Q$(6)="FUEL CONTAINER":C
  (6)=3:Q$(3)="SWITCH STARTS MOTOR. DRILL":Q$(4)="ENGAGES AND FILLS CONTAINER"
135 IFP(17)=55THENC(3)=3
140 IFC(4)>3AND(PN=10ORPN=6ORPN=7ORPN=10)THENIG=IG+1ELSEIG=0
145 IFIG>0THENP(10)=PN:IFIG=7THENGOSUB35300:GOTO60070
146 IFP(10)=PN THENIFRND(6)=3THENDQ$(1)="EVER GET THE FEELING . . .?"
150 IFP(4)<>PN ANDP(4)<>88ANDP(4)<>55ANDP(4)<>11ANDP(4)<>66THENP(4)=88:Q$(1)="ST

```


The Seventh Empire is dominated by the Bloodline race, a tyrannical regime headed by hereditary clones. They alone control the 'greenhouse effect' planets, those rich in stellar energy — energy especially useful for interstellar travel. And interstellar travel means power.

Bloodline Scientists have developed a theory that "greenhouse effect" planets are created by "Polyps" — small organisms that are the nomads of space. The theory holds that if a new generation of Polyps form on a dead planet, their activity turns it, over a period of time, into a greenhouse effect planet. The time scale for this process is estimated at 20 years.

The Bloodline Empire have therefore chartered a space exploration vessel, The Vespozian, skippered by Captain Bezel from the Pirate Empire, to investigate the Funus solar system to test their theories.

On board The Vespozian is D'taan, a female human scientist, charged with the responsibility of conducting this investigation. D'taan is ambitious, and would risk a lot to gain control of a source of stellar energy.

However, to do this, she would need to break free from the influence of the Bloodline Empire, by obliterating the Bloodline Stargate currently stationed in the Funus System, and to which the



D'Taan felt sure someone was watching her

Illustration: David Pugh

Vespozian is now returning at the end of its voyage.

Nearing the end of its journey, Vespozian is low on fuel. Each change of course uses 100 picaroth of fuel, and Vespozian's only weapon, a laser cannon, uses a massive 1000 Picaroth each time it is fired.

D'taan is uneasy. She is convinced that there is a Bloodline spy aboard.

In "The Vespozian Affair", you become the cautious D'taan.

To play this Adventure, enter 1-word or 2-word commands when prompted by "WHAT NOW?". Bear in mind that to move to a different location you must always use the verb "GO" followed by a direction or location. And be careful — I think you're being followed ...

SEVENTH EMPIRE ADVENTURE NOTES

1. Scenario

Aboard the Vespozian heading through the Funus system to go into orbit around Gyrate, and there to dock with the Bloodline Stargate, also in orbit around Gyrate. As the game starts, the Vespozian is between the orbits of Great Bulgen and Bulgen.

2. Mission

To obliterate the Stargate using the Vespozian's laser weapon. As D'taan, you must do this covertly, avoiding suspicion by the Bloodline spy Grakta, and without the knowledge or help from Captain Bezel.

3. Game Description

This follows the usual Adventure format, but breaks out this mode for control of the ship, and view of the navigational details.

3.1 Navigational Details

These are reported on a screen in the Navigation Room. The screen is not visible from "Adventure" mode, but a "LOOK AROUND" clue mentions the screen. "LOOK SCREEN" will display it. Details given are:—

CLONE-YEAR ZONETIME
CURRENT BEARING OR ORBIT OF VESPOZIAN
ETA AT BEARING (IN ZONETIME)
FUEL LEVEL (IN PICAROTH)
LASER OPEARTIVE OR INOPERATIVE

● Note that 1 clone-year = 200 Zonetime. 1 Zonetimes = 1 player's command.

At start, the fuel level is 600 picaroth. Picaroth is the energy unit, and usable as follows:—

To change ship's course — 100pR
To freeze crew cryogenically — 10pR/Clone-year
To fire laser — 1000pR

3.2 Control of Vespozian

Normally from Bridge, where LOOK AROUND clue says "Button marked Thought Control". Pressing button is impossible, as player is restrained by Machen, the pilot.

A metal lined gangway near the door of the suit room, reveals via "LOOK AROUND" a hidden bulkhead which can then be entered. It contains a duplicate control. No button is visible, so the player must deduce there is a button from his look at the Bridge. Pressing the button puts the game in "control mode" eg:

A THOUGHT IS FRAMED IN YOUR MIND
HEADING, CRYOGEN, LASER or END?

To change the ship's direction, a touch of the "H" key will cause the current location and heading to be displayed, and a request for new destination.

The reply is validated against known planets and stars, and against the current fuel level. If OK, the course correction is applied and confirmed, and the fuel decreased by 100pR.

As the ship passes each planet, between moves, the screen is cleared and:

"VESPOZIAN PASSING say ROTH"

DDD


```

RANGE FEELING . . "ELSEIFP(5)<>PN ANDP(5)<>55ANDP(5)<>88ANDP(5)<>11ANDP(5)<>66THE
NP(5)=88:Q$(1)="ODD - I THOUGHT . ."
160 IFC(3)=2ANDP(17)<> 55ANDP(17)<> 99THENP(17)=88:Q$(1)="FUNNY - SOMETHING'S
GONE . .":C(17)=3
170 IFC(10)=1ANDPN=1ANDK1=14THENGOSUB35300:GOTO60080
175 IFPN=60RPN=70RPN=100RPN=1THENIFRND(3)=2THENP(10)=PN ELSEP(10)=88
180 IFC(17)=55ANDPN<> 11ANDPN<> 10ANDC(17)> 2 THENGOSUB35300:GOTO60100
185 IFC(0)=3ANDPN<> 1ANDPN<> 2THENGOSUB35300:GOTO60110
200 FORI=1TOLEN(E$(PN))
210 IFMID$(E$(PN),I,1)="P"THENEX$=EX$+"PORT."
220 IFMID$(E$(PN),I,1)="S"THENEX$=EX$+"S' BOARD."
230 IFMID$(E$(PN),I,1)="F"THENEX$=EX$+"FOR'D."
240 IFMID$(E$(PN),I,1)="A"THENEX$=EX$+"AFT."
250 IFMID$(E$(PN),I,1)="U"THENEX$=EX$+"UP."
260 IFMID$(E$(PN),I,1)="D"THENEX$=EX$+"DOWN."
270 IFMID$(E$(PN),I,1)="O"THENEX$=EX$+"OUT."
280 NEXT
290 II=0:V$(II)="VISIBLE: ":FORI=0TO18:IFP(I)=PN THENOS$=O$(I)ELSENEXT:GOTO330
310 IFLEN(V$(II))+LEN(OS$)< 29THENV$(II)=V$(II)+OS$+ ". ":OS$=""ELSEII=II+1:GOTO
310
320 NEXT
330 CLS:PRINT"I AM ";L$(PN):PRINTL1$(PN):PRINTSTRING$(32,131);:IFLEN(EX$)> 0THE
NPRINT"EXIT$:";EX$
340 IFLEN(V$(0))> 9THENPRINTV$(0)
345 FORI=1TO8:IFV$(I)<> ""THENPRINTV$(I)
350 NEXT
360 PRINTSTRING$(32,131);:IFA$<>""THENPRINT"---->YOU SAID ";A$
365 PRINT:FORI=1TO4:IFQ$(I)<>""THENPRINTQ$(I)
370 NEXT
380 PRINT:PRINT"----->WHAT NOW";
390 PL=PN:FORI=0TO4:V$(I)="" :Q$(I)="" :NEXT:A1$="" :A2$="" :A3$="" :A4$="" :EX$="" :IN
PUTA$
400 IFLEN(A$)< 3THEN40000ELSEA2$=LEFT$(A$,3)
405 IFA2$="INV"THEN40000ELSEIFA2$="WAI"THEN50000ELSEIFC2$="QUI"THEN61500ELSEIFA2$=
"HEL"THEN60000ELSEIFA2$="SLE"THEN18000
410 J=0:FORI=1TOLEN(A$):IFMID$(A$,I,1)="" THENJ=I
420 NEXT:IFJ=0THEN40110ELSEA1$=LEFT$(A$,J-1):A3$=RIGHT$(A$,LEN(A$)-J):A4$=LEFT$
A3$,3)
430 IFA1$="GO"ORA2$="GET"THEN1000
440 X$=WV$:Y$=A2$:GOSUB35000:IFJ=0THENQ$(2)="I DON'T KNOW HOW TO "+A1$:GOTO1000
SEK1=(J-1)/3+1
450 X$=WN$:Y$=A4$:GOSUB35000
460 IFJ=0THENQ$(2)="WHAT IS A "+A3$+"?":GOTO100
470 K2=(J-1)/3
490 ONK1 GOTO2000,3000,7000,8000,8000,9000,10000,11000,12000,13000,14000,15000,
000,16000,17000
1000 X$=WG$:Y$=A4$:GOSUB35000:IFJ=0THEN40010ELSEX$=E$(PN):Y$=MID$(WD$, (J-1)/3+
1):GOSUB35000:IFJ=0THEN40010ELSEPN=VAL(MID$(D$(PN), (J-1)*2+1,2)):GOTO40020
2000 IFK2=19THEN40030ELSEIFK2> 18THEN40070ELSEIFP(K2)=55THEN40040ELSEIFP(K2)<
N THEN40050ELSEIFC(K2)=-2THEN40000ELSEIFC(K2)=-1THEN40060ELSEIFP(9)=PN THEN400
2010 IF(K2=7OR(K2=6ANDC(6)=3))ANDP(8)<> 55THENQ$(2)="TOO HOT TO HANDLE":GOTO1
ELSEIFIN> 3THENQ$(2)="I AM OVERLOADED ALREADY!":GOTO100ELSEIN=IN+1:P(K2)=55:G
040020
3000 IFK2> 18THEN40070ELSEIFP(K2)<> 55THEN40070ELSEIFK2=1AND(PN<> 8ANDPN<>
3)THENGOSUB35300:GOTO60060ELSEIN=IN-1:IFPN=14THENP(K2)=66:Q$(3)="SLIPPED IT UN
R PILLOW"ELSEP(K2)=PN
3010 GOTO40020
4000 Q$(1)="I AM CARRYING: ":IFIN=0THENQ$(2)="NOTHING":GOTO100ELSEJ=1:FORI=0TO
4010 IFP(I)=55THENIFLEN(Q$(J))+LEN(Q$(I))>29THENJ=J+1:IFJ=5THENI=18:NEXT:GOTO1
ELSEGOTO4010ELSEQ$(J)=Q$(J)+Q$(I)+ ". "
4020 NEXT:GOTO100
5000 CT=CT+15:IFST=1THENJE=JE+15
5010 GOTO40020
6000 Q$(2)="ALWAYS LOOK AROUND AND":Q$(3)="EXAMINE THINGS. TRY WORDS":Q$(4)="L
E INSERT. LIFT, WAIT . .":GOTO100

```



```

7000 IFK2<>20ORPN<>14THEN40000ELSEQ$(2)="NOTHING !":FORI=0TO18:IFP(I)=66THENP(I)
=14:Q$(2)="IT WAS STILL THERE!"
7010 NEXT:GOTO100
8000 IFK2<>23THEN8010ELSEIFPN=7THENQ$(2)="I SEE BUTTON MARKED":Q$(3)="-THINK CON
TROL-":GOTO100ELSEIFPN=10ANDLEN(E$(10))=2THENE$(10)=E$(10)+"L":Q$(2)="WOW!":L1$(
10)=L1$(10)+" AND HIDDEN BULKHEAD":GOTO100
8005 IFPN=9ANDE$(9)="S"THENE$(9)="SC":P(3)=9:Q$(2)="AHA!":GOTO100ELSEIFPN=6THENQ
$(2)="COURSE DATA ON SCREEN":GOTO100
8007 IFPN=2THENIFC(0)=-3THENQ$(3)="INNER DOOR OPEN":Q$(4)="OUTER DOOR CLOSED":GO
TO40020ELSEIFC(0)=-4THENQ$(3)="INNER DOOR CLOSED":Q$(4)="OUTER DOOR OPEN":GOTO40
8010 IFK2=19THEN40030ELSEIFK2=1THENIFP(1)<>55ANDP(1)<>PN THEN40030ELSEQ$(2)="IT
HAS HOLLOW CYLINDRICAL CUTTER":Q$(3)="AND PRESSURE-SENSITIVE SWITCH":GOTO100
8015 IF(PN=20ORPN=1)ANDK2=22THENQ$(2)="SIGN -AIRLOCK CONTROL-":GOTO100
8020 IFK2<17ANDK2>11THENIFP(K2)<>55THEN40070ELSEON K2-11GOTO8700,8710,8720,8730,
8740
8025 IFK2=20ANDPN=14THENQ$(3)="LOOKS STRANGELY LUMPY . .":GOTO40020
8026 IFK2=24ANDPN=6THEN45000
8030 Q$(3)="NOTHING SPECIAL":GOTO40020

```



"You haven't seen the Bloodline disc have you?" grated Grakta

```

8700 Q$(2)="LABEL -YUSES-":GOTO100
8710 Q$(2)="LABEL -POLYPS-":GOTO100
8720 Q$(2)="LABEL -FUNUS-":GOTO100
8730 Q$(2)="LABEL -CONFIDENTIAL-":GOTO100
8740 Q$(2)="LABEL -BLOODLINE-":GOTO100
9000 IFK2<>21THEN40000ELSEIFPN<>10THEN40050ELSEIFC(17)=2THENQ$(2)="LOCKED!":GOTO
100ELSEIFC(17)=4THENQ$(2)="ALREADY OPEN!":GOTO100ELSEIFP(7)=10THEN60000
9010 C(17)=4:E$(10)=E$(10)+"R":GOTO40020
10000 IFK2<>21THEN40000ELSEIFPN<>10THEN40050ELSEIFC(17)>2THEN40090ELSEIFP(17)<>5
5THEN40060ELSEC(17)=3:GOTO40020
11000 IFK2<>21THEN40000ELSEIFPN<>10THEN40050ELSEIFC(17)<>40RPN(17)<>55THEN40060EL
SEC(17)=2:GOTO40020
12000 IFK2<>21THEN40000ELSEIFPN<>10THEN40050ELSEIFC(17)<>4THEN40060ELSEC(3)=3:E$
(10)=LEFT$(E$(10),3):GOTO40020
13000 IFK2<>4ANDK2<>5THEN40000ELSEIFP(K2)<>55THEN40070ELSEIFC(4)=K2 THENQ$(2)="W
HAT'S THIS I'M WEARING THEN?":GOTO100ELSEIFC(4)>2THENQ$(2)="WEARING "+LEFT$(O$(C
(4)),LEN(O$(C(4)))-7):GOTO100ELSEC(4)=K2:O$(K2)=O$(K2)+" (WORN)":GOTO40020
14000 IF(K2<>4ANDK2<>5)ORC(4)=2THEN40080ELSEC(4)=2:O$(K2)=LEFT$(O$(K2),LEN(O$(K2
))-7):GOTO40020
15000 IFK2=19THEN40030ELSEIFK2<12ORK2>16THEN40000ELSEIFP(K2)<>55THEN40070ELSEIFP
(K)>6THENQ$(2)="NO COMPUTER TO TAKE IT":GOTO100
15005 IFP(10)=6ANDK2>11ANDK2<17THENGOSUB35300:GOTO60090
15010 CLS3:PRINTO$(K2);" SPINS IN IT'S DRIVE . .":PLAY"L101A":PLAY"05L100F#":CLS
ON K2-11GOTO15050,15100,15200,15250,15400
15050 PRINT"-YUSES SYSTEM-":PRINT"STAR SYSTEM ADJACENT":PRINT"TO FUNUS, HAS 3 PL
ANETS":PRINTNB$(11);" - BALL OF FIRE":PRINTNB$(9);" - INHABITED BY MINING":
PRINT" COLONY, NO FINDS"
15060 PRINTNB$(8);" - REMOTE DEAD PLANET":GOTO15500
15100 PRINT"-POLYPS-":PRINT"FREQUENT GALAXY IN MILLIONS":PRINT"AROUND ENERGY-RIC
H PLANETS":PRINT"REGENERATE EVERY 20 YEARS":PRINT"ACTIVE POLYPS CAN TURN DEAD"
PRINT"PLANET INTO GREENHOUSE-EFFECT":PRINT"PLANET, RICH IN STELLAR ENERGY"
15110 PRINT"AFTER 20 YEARS . .":GOTO15500
15200 PRINT"-FUNUS SYSTEM-":PRINT"STAR WITH 7 PLANETS":PRINT"IN ORDER FROM FUNU
S-":PRINTNB$(1);" - (MOLTEN ROCK)":PRINTNB$(2);" - (UNINHABITED)":PRINTNB$(3);"

```

DD


```

- (GREENHOUSE EFFECT)":PRINTNB$(4);" - (INHABITED)"
15210 PRINTNB$(5):PRINTNB$(6);" - (ICY WASTE)":PRINTNB$(7);" - (LUMP OF ROCK)":G
OTO15500
15250 PRINT"-CAPTAIN'S LOG-":PRINT"BEARING TO DOCK WITH BLOODLINE":PRINT"STARGAT
E IN GYRATES ORBIT.":PRINT"MISSION ACCOMPLISHED - D'TAAN'S":PRINT"EXPERIMENTS CO
NFIRM POLYP":PRINT"THEORY. PITY BLOODLINE WILL":PRINT"BENEFIT!"
15300 PRINT"GLAD TO GET SHOT OF THIS":PRINT"CREW! SUSPECT GRAKTA IS":PRINT"BLOOD
LINE SPY. MACHEN,":PRINT"THE TIAITHEN LIZARD GIVES ME":PRINT"THE CREEPS. CAN'T G
ET RID OF":PRINT"HIM - ONLY PILOT ABOARD!":GOTO15500
15400 PRINT"-BLOODLINE-":PRINT"TYRANNICAL EMPIRE KEEPING":PRINT"CONTROL OF ENERG
Y SUPPLIES":PRINT"FROM GREENHOUSE PLANETS -":PRINT"ON WHICH INTERSTELLAR TRAVEL"
:PRINT"DEPENDS.":PRINT"STARGATE IN FUNUS SYSTEM"
15410 PRINT"CAN SUMMONS CRUISERS TO":PRINT"QUELL REBELS.":GOTO15500
15500 FORJ=0TO7:PLAY"05L100F#":FORI=0TO1000:NEXT:NEXT:Q$(2)="YOU REMOVE THE DISC
. .":GOTO100
16000 IFK2<>22THEN40020
16010 IFPN=7THENIFP(10)=7THEN60000ELSEQ$(2)="MACHEN, THE LIZARD PILOT":Q$(3)="RE
STRAINS YOU":GOTO100
16020 IFPN<>12THEN16400ELSEIFPF=0THEN60020ELSEGOSUB35100
16030 PRINT"HEADING, CRYOGEN, LASER, OR END"
16040 PLAY"05L255V31F":Z$=INKEY$:IFZ$="H"THEN16100ELSEIFZ$="C"THEN16200ELSEIFZ$=
"L"THEN16300ELSEIFZ$="E"THEN40020ELSE16040
16100 J=0:GOSUB35100:PRINT"CURRENTLY ";OD$;": ";NB$(CD):INPUT"NEW DESTINATION";A
A$:FORI=0TO11:IFAA$=NB$(I)THENJ=I
16105 NEXT:IFJ=0THENPRINT:PRINTAA$;" NOT ON DATABASE":FORI=0TO2000:NEXT:GOTO1602
0
16110 IFJ=CD THEN16020ELSEIFJ>PV THENJM=1ELSEJM=-1
16120 ST=1:JE=0:CD=J:PF=PF-100:PRINT:PRINT"COURSE CORRECTION APPLIED":PRINT"NEW
BEARING: ";NB$(CD):PRINT"FUEL: ";PF;":PICAROTH":GOSUB35200:IFPF<1THEN60020
ELSE16020
16200 GOSUB35100:PRINT:PRINT"CRYOGENIC CONTROL":PRINT"ENERGY TO FREEZE CREW - 10
PR/CY":PRINT:INPUT"HOW MANY CLONE-YEARS FREEZE";AA$:IFVAL(AA$)*10>PF THENPRINT
PRINT"FUEL DEFICIENCY."PRINT"ITERLOCK OVERRIDE":PRINT"* OPERATION ABORTED *":GOS
UB35200:GOTO160
16210 PF=PF-10*VAL(AA$):CY=CY+VAL(AA$):PRINT"STAND BY":GOSUB35200:GOSUB35300:PN
14:Q$(2)="YAWN . .":GOTO100
16300 GOSUB35100:PRINT"LASER CONTROL":PRINT
16305 PRINT:INPUT"TARGET ==>";AA$:IFAA$="STARGATE"THEN16320ELSEJ=0:FORI=0TO11:
FNB$(I)=AA$ THENJ=I:I=11:NEXTELSENEXT
16310 IFJ=0THENPRINTAA$;" NOT ON DATABASE":GOSUB35200:GOTO16020
16320 PRINT"TARGETED ON ";AA$:PRINT"POWER LOADING . .":FORI=0TO5000:NEXT:IFPF<1
00THENPRINT"FUEL DEFICIENCY"ELSEIFJ=PV OR(AA$="STARGATE"ANDPV=2)THEN16330ELSEPR
INTAA$;" OUT OF RANGE"
16325 PRINT"COMPUTER OVERRIDE":PRINT"* OPERATION ABORTED *":GOSUB35200:GOTO16020
16330 GOSUB35300:FORI=0TO10:NEXT:GOSUB35300:FORI=0TO10:NEXT:GOSUB35300:FORI=0TO
0:NEXT:IFAA$<>"STARGATE"THEN60030ELSE60040
16400 IFPN=1THEN16600
16410 IFPN=2THEN16600ELSEIFPN<>3THEN40050
16420 GOSUB35100:INPUT" THINK 'DESTINATION' OR 'END' ";AA$:IFAA$="VESPOZIAN"THE
NIFP(0)=2THENPRINT"AT VESPOZIAN":PRINT"* OPERATION ABORTED *":GOSUB35200:GOTO100
LSEPRINT"IN FLIGHT VESPOZIAN":GOSUB35200:PRINT"DOCKING":GOSUB35200:P(0)=2:D$(3)
"2*":GOTO16420
16425 IFLEFT$(AA$,1)="E"THEN40020
16430 J=0:FORI=0TO11:IFAA$=NB$(I)THENJ=I
16440 NEXT:IFJ=0THENPRINTAA$;" NOT ON DATABASE":GOSUB35200:GOTO100
16450 IFJ<>PV THENPRINTAA$;" OUT OF RANGE":GOSUB35200:GOTO100
16550 IFST=1THENPRINT"VESPOZIAN NOT IN ";AA$;" ORBIT":PRINT"* OPERATION BORTED
":GOSUB35200:GOTO100
16560 IFJ<>8THENPRINT"CONDITIONS ON ";AA$:PRINT"NOT SUITABLE FOR SHUTTLE":PRINT
LANDING":PRINT"* OPERATION ABORTED *":GOSUB35200:GOTO100
16565 IFC(0)<>-4THENPRINT"SHUTTLE BAY DOORS CLOSED":GOSUB35200:PRINT"* OPERATIO
ABORTED *":GOSUB35200:GOTO100
16570 PRINT"HEADING - ";AA$:GOSUB35200:PRINT"LANDING ON ";AA$:P(0)=8:D$(3)="8*
GOSUB35200:GOTO100
16600 IFPN=1THENIFC(0)=-2THENC(0)=-3:L1$(1)="BLUE BUTTON BY OPEN BULKHEAD":E$(1
)="PFL":GOTO40020ELSEIFC(0)=-3THENC(0)=-2:L1$(1)="BLUE BUTTON BY CLOSED BULKHEAD

```



```

E$(1)="PF":GOTO40020
16610 IFPN=2ANDC(0)=-3THENC(0)=-4:E$(2)="OT":D$(2)="4*3*":Q$(3)="INNER DOOR CLOS
ES":Q$(4)="OUTER DOOR OPENS":GOTO40020
16620 IFPN=2ANDC(0)=-4THENC(0)=-3:E$(2)="TP":D$(2)="3*1*":Q$(3)="OUTER DOOR CLOS
ES":Q$(4)="INNER DOOR OPENS":GOTO40020
16700 GOTO40050
17000 Q$(2)="TOO RISKY!":GOTO100
18000 Q$(2)="I'M NOT TIRED!":GOTO100
35000 J=0:FORI=1TOLEN(X$)STEPLEN(Y$):IFY$=MID$(X$,I,LEN(Y$)):THENJ=I:I=LEN(X$)
35010 NEXT:RETURN
35100 PLAY"":CLS:PLAY"05G#L255V30":PRINTAT$:PRINT:RETURN
35200 FORI=0TO4000:NEXT:RETURN
35300 FORI=0TO100:CLS:PLAY"05L255AV30":CLS:PLAY"01L255AV30":NEXT:RETURN
40000 Q$(2)="IMPOSSIBLE!":GOTO100
40010 Q$(2)="I CAN'T GO "+A3$:GOTO100
40020 Q$(2)="OK":GOTO100
40030 Q$(2)="REFERENCE DISC BY NUMBER":GOTO100
40040 Q$(2)="I'M ALREADY ACARRYING IT!":GOTO100
40050 Q$(2)="I DON'T SEE IT HERE":GOTO100
40060 Q$(2)="I CAN'T - YET!":GOTO100
40070 Q$(2)="I'M NOT CARRYING IT!":GOTO100
40080 Q$(2)="YOU MUST BE JOKING!":GOTO100
40090 Q$(2)="OK - NOTHING HAPPENS":GOTO100
40100 Q$(2)="CAP'N WINKS TO ME AND":Q$(3)="GLANCES AT GRAKTA":GOTO100
40110 Q$(2)="HUH?":GOTO100
45000 CLS:PRINT:PRINT"CLONE YEAR: ";CY;" ZONETIME: ";CT:PRINT:PRINTSTRING$(32,13
1):PRINT:PRINT"VESPOZIAN ";OD$;" ";TAB(20)NB$(CD)
45002 IFST=1THENPRINT"ETA: ";:CA=INT((CT+ABS(CD-PV)*25-JE)/200):CB=(CT+ABS(CD-PV)
*25-JE)-(CA*200):PRINTTAB(12)STR$(CA);". ";RIGHT$(STR$(CB),LEN(STR$(CB))-1)
45005 PRINT"NEAREST BODY: ";TAB(9)NB$(PV):IFPV=2THENPRINTTAB(9)"BLOODLINE STARGAT
E"
45010 PRINT"FUEL: ";TAB(12)PF;" PICAROTH":PRINT"LASER: ";:IFPF<1000THENPRINTTAB(13
)"INOPERATIVE"ELSEPRINTTAB(13)"OPERATIVE"
45020 PRINT:PRINTSTRING$(32,131):PRINT:PRINT" THINK CONTROL REPORTING":PLAY"O
ILV1B".PLAY"01L1V1B":PLAY"01L1V1B":PLAY"01L1V1B":GOTO40020
50000 DATATHE CREW'S QUARTERS,LINED WITH BUNKS,DSB,7*1*14,IN THE RESEARCH LAB. W
ITH,BLUE BUTTON BY CLOSED BULKHEAD,PF,0*6*2*,IN THE SHUTTLE BAY,BLUE BUTTON ON W
ALL,P,1*,IN A SHUTTLE,WITH -THINK CONTROL- BUTTON,0,2*,OUTSIDE THE HULL,OF THE V
ESPOZIAN,V,2*
50010 DATAIN THE CAPTAIN'S CABIN,,OC,6*9*,IN THE NAVIGATION AND,COMPUTER ROOM,AF
UP,1*7*105*,ON THE BRIDGE,,AU,6*0*,ON YUSES FAR UNDER,AN INDIGO SKY,TE,3*13,AT V
ESPOZIAN'S FUEL CORE,I CAN FEEL HEAT,8,105*
50020 DATAIN A METAL GANGWAY WITH A,DOOR,PD,9*6*1211,IN A SUIT ROOM,,P,10,IN A S
ECRET CONTROL ROOM,WITH DUPLICATE CONTROLS,0,10,ON YUSES FAR,UNDER AN INDIGO SKY
,NEW,13138*,IN MY BUNK - IT HAS CLEAN,SHEETS & LARGE PILLOW,U,0*
50030 DATAUTO-SHUTTLE,2,-2,STRANGE DEVICE,1,2,*POLYPS*,99,2,CRAWLWAY,99,-2,ASSE
SSES SUIT,11,2,SPACE SUIT,11,2,METAL CONTAINER,5,2,FUEL CYLINDER,9,2,INSULATED T
INGS,1,2,CAP'N BEZEL,5,-2,GRAKTA,6,-2,MACHEN,7,-2,DISC 005,66,2
50040 DATADISC 001,1,2,DISC 002,7,2,DISC 003,5,2,DISC 004,6,2,KEY,12,2,GLOWING R
OCK,99,-2
50050 DATAFUNUS,LITTLE FUNUS,GYRATES,ROTH,BILGEN,GREATER BILGEN,OUTER FUNUS,FAR
FUNUS,YUSES FAR,MID YUSES,YUSES NEAR,YUSES
50060 CLS:PRINT"GRAKTA, BLOODLINE SPY, BLASTS":PRINT"YOU WITH IS LASER":PRINT"YO
U ARE NOW A PILE OF YUSES DUST!":GOTO62000
50010 CLS:PRINT"AARGH . . !":PRINT"WENT INTO FUEL CORE WITHOUT":PRINT"PROTECTION
- SEARING HEAT . . ":GOTO62000
50020 CLS:PRINT"WITH NO FUEL, THE VESPOZIAN":PRINT"WANDERS AIMLESSLY OUT":PRINT"
OF CONTROL, LOST IN SPACE":GOTO62000
50030 CLS:PRINT"TOO CLOSE PROXIMITY":PRINT"THE VESPOZIAN IS RIPPED APART":PRINT"
BY THE EXPLOSION":GOTO62000
50040 CLS:PRINT"WHAM!":PRINT"THE BLOODLINE STARGATE IS":PRINT"VAPOURISED. YOU HA
VE SUCCEEDED":PRINT"IN YOUR MISSION!":PRINT"CONGRATULATIONS!":GOTO62000
50050 CLS:PRINT"INNER DOOR CLOSSES":PRINT"AIR EVACUATED":PRINT"OUTER DOOR OPENS":
PRINT"NO SPACE SUIT!":PRINT"YOU PERISH, AND DRIFT OUT":PRINT"INTO SPACE . . .":G
OTO62000
50060 CLS:PRINT"PRESSURE SWITCH OPERATES":PRINT"DRILL ENGAGES AND BORES THROUGH"
:PRINT"VESPOZIAN'S HULL.":IFC(4)=5THENPRINT"YOU DRIFT OFF INTO SPACE":PRINT"AND
PERISH WHEN YOUR":PRINT"OXYGEN RUNS OUT":GOTO62000

```



```

60065 PRINT"YOU BURST APART WITH THE":PRINT"DEPRESSURISATION !":GOTO62000
60070 CLS:PRINT"WALKING AROUND IN ":Q$(C(4)):PRINT"IS HIGHLY SUSPICIOUS!":PRINT"
GRAKTA - BLOODLINE SPY - ":PRINT"SHOOTS YOU!":GOTO62000
60080 CLS:PRINT"GRAKTA - BLOODLINE SPY -":PRINT"KILLS YOU FOR TREACHERY AGAINST":
PRINT"THE BLOODLINE EMPIRE!":GOTO62000
60090 CLS:PRINT"GRAKTA VAPOURISES YOU ON":PRINT"SUSPICION OF SPYING BY":PRINT"RE
TRIEVING COMPUTERISED DATA.":PRINT"YOU PERISH . .":GOTO62000
60100 CLS:PRINT"GRAKTA NOTICES SUIT ROOM DOOR":PRINT"OPEN. FINDS KEY ON YOU AND"
:PRINT"BLASTS YOU TOWARDS FUNUS":GOTO62000
60110 CLS:PRINT"GRAKTA NOTICES SHUTTLE BAY":PRINT"DOOR OPEN, AND SUSPECTS":PRINT
"PLOT AGAINST BLOODLINE EMPIRE":PRINT"YOU ARE EJECTED IN THE":PRINT"SHUTTLE AND
FOREVER LOST":PRINT"IN SPACE!!":GOTO62000
61500 CLS:PRINT"YOU HAVE GIVEN UP!":PRINT"THE BLOODLINE WILL BE YOUR":PRINT"MAST
ERS FOREVER!":GOTO62000
62000 PRINT:PRINT"YOUR ADVENTURE IS OVER":INPUT"ANOTHER GAME";A$:IFLEFT$(A$,1)="
Y"THENRUNELSEEND

```

RUNS ON A 48K SPECTRUM. CONVERTED BY RON POTKIN

The Spectrum version of The Vespozian Affair will auto RUN from line 7000. It can be stopped at any time by use of the BREAK key and to resume use SAVE "ADVENTURE" line 7000.

```

8 BORDER 0: PAPER 0: INK 7: B
RIGHT 0: FLASH 0: CLS
10 DIM L$(15,25): FOR I=1 TO 1
5: READ L$(I): NEXT I
11 DIM B$(15,32): FOR I=1 TO 1
5: READ B$(I): NEXT I
12 DIM O$(19,15): FOR I=1 TO 1
9: READ O$(I): NEXT I
13 DIM R$(12,14): FOR I=1 TO 1
2: READ R$(I): NEXT I
14 DIM E$(15,4): FOR I=1 TO 15
: READ E$(I): NEXT I
15 DIM D$(15,4): FOR I=1 TO 15
: READ D$(I): NEXT I
16 DIM P(19): FOR I=1 TO 19: R
EAD P(I): NEXT I
17 DIM C(19): FOR I=1 TO 19: R
EAD C(I): NEXT I
18 LET PQ=0: LET GR=0: DIM Q$(
5,32): DIM U$(1,14)
19 LET F$="": LET G$="": LET H
$="": LET I$="": LET J$="":
20 LET X$="": LET Y$="": LET A
$="NOTHING": LET S$="": LET K1=1
: LET K2=1
25 FOR I=1 TO 4: LET Q$(I)="":
NEXT I
30 LET IN=0
50 LET JE=0: LET PN=2: LET PL=
PN: LET CT=0: LET JM=-1: LET PV=
6: LET CY=143: LET PF=600: LET C
D=2: LET K$="A THOUGHT IS FRAMED
IN YOUR MIND": LET ST=1: LET PI
=999: LET SF=1
60 LET M$="TAKDROLIFLOOEXAPOEU
NLLOCCLOWEAREMINSRAIPREKILSLE"
70 LET N$="PORSTAFORAFUP DOWO
UTBUNSHUNOREASWESBULDOOCRAVES"
80 LET P$="PSFAUDOBTHNEWLRVCV"
90 LET T$="SHUDEVPOLCRASBSBSPAC
ONCYLTONBEZGRAMAC005001002003004
KEYROCDISPILD00BUTAROSCRBUNSH"
100 IF PN=6 THEN IF PL=10 OR P
(10)=99 THEN LET P(10)=99: LET
P(11)=99: GO TO 103
102 LET P(10)=6: LET P(11)=6
103 IF P(8)=10 OR (P(7)=10 AND
C(7)>2) THEN LET SF=1: GO TO 10
5
104 LET SF=0
105 IF PV=4 AND P(3)=99 THEN L

```



```

ET P(3)=5
106 IF PN=3 AND C(1)=-4 AND C(5
)>5 THEN GO SUB 3530: GO TO 605
0
107 IF C(7)=3 AND P(7)=10 THEN
LET C(7)=4: LET PF=PF+2000: LET
Q$(3)="NEW FUEL LOADED"
108 LET CT=CT+1: IF ST=1 THEN
LET JE=JE+1
109 IF JE<25 THEN GO TO 113
110 IF ST=1 THEN LET JE=JE+1:
IF JE>24 THEN LET JE=0: LET PV=
PV+JM: IF PV=CD THEN GO TO 112
111 CLS: PRINT INK 2: BRIGHT
1:"VESPOZIAN PASSING ---": PRINT
: PRINT INK 3:R$(PV): PAUSE 80
: GO TO 113
112 LET ST=2: LET PF=PF-100: CL
S: PRINT INK 2: BRIGHT 1:"VESP
OZIAN IN ---": PRINT: PRINT IN
K 3:R$(PV): "ORBIT": PAUSE 80
113 IF CT>200 THEN LET CT=1: L
ET CY=CY+1
114 IF CD=PV THEN LET ST=2
115 IF ST=2 THEN LET W$="ORBIT
ING": GO TO 117
116 LET W$="BEARING ON"
117 IF PN=10 AND C(5)<5 THEN G
O TO 6010
118 IF PN=14 AND A$="GO NORTH"
THEN GO TO 6055
120 IF PV=3 AND PN=5 AND P(13)=
99 THEN LET P(13)=5
125 IF P(3)=14 THEN LET P(3)=8
8: LET PI=CY: LET Q$(3)="POLYPS

```

```

VANISH INTO ROCKS"
126 IF CY>PI+19 THEN LET P
=14: LET PI=CY
129 IF P(2)=PN AND (PN=9 OR
14) AND (P(19)<>14 OR P(7)<>
THEN LET Q$(3)="SWITCH START
OTOR. DRILL": LET Q$(4)="ENGAG
AND SPRAYS DUST!"
130 IF P(19)=14 AND P(2)=14:
P(7)=14 AND C(7)=2 THEN LET
19)=88: LET O$(7)="FUEL CONTR
R": LET O$(8)="": LET C(7)=3
ET Q$(3)="SWITCH STARTS MOTOR
RILL": LET Q$(4)="ENGAGES AND
LLS CONTAINER"
135 IF P(18)=55 THEN LET C(
3
140 IF C(5)>4 AND C(5)<7 AND
N=2 OR PN=7 OR PN=8 OR PN=11)
EN LET IG=IG+1: GO TO 145
141 LET IG=0
145 IF IG>0 THEN LET P(11)=
IF IG=5 THEN GO SUB 3530: GO
O 6070
146 GO TO 170: IF P(11)=PN TH
IF INT (RND*7+1)=3 THEN LET
$(1)="EVER GET THE FEELING . .
150 IF P(5)<>88 AND P(5)<>PN
D P(5)<>55 AND P(5)<>12 AND P(
<>66 THEN LET P(5)=88: LET Q
)="STRANGE FEELING . .": GO TO
60
155 IF P(6)<>PN AND P(6)<>88
D P(6)<>55 AND P(6)<>12 AND P(
<>66 THEN LET P(6)=88: LET Q
)="STRANGE FEELING . .
160 IF C(4)=2 AND P(18)<>55
P(18)<>66 AND P(18)<>99 THEN
ET P(18)=88: LET Q$(1)="STRANGE
SOMETHING SEEMS MISSING": LET
(18)=3
170 IF P(11)=2 AND PN=2 AND K
14 THEN GO SUB 3530: GO TO 608
175 IF PN=7 OR PN=8 OR PN=11
PN=2 THEN IF INT (RND*3+1)=3
HEN LET P(11)=PN: GO TO 180
176 IF PN=6 AND PL<>10 THEN G
O TO 180
177 LET P(11)=88
180 IF P(18)=55 AND C(18)=4
P(11)=11 AND (PN=12 OR PN=11)
HEN GO SUB 3530: GO TO 6100
181 IF P(18)=55 AND C(18)=4
P(11)=11 THEN GO SUB 3530: GO
TO 6100
185 IF C(1)=3 AND PN<>2 AND PN
>3 THEN GO SUB 3530: GO TO 611
200 FOR I=1 TO LEN E$(PN)
210 IF E$(PN)(I)="P" THEN LET

```



```

S$=S$+"PORT. "
220 IF E$(PN)(I)="S" THEN LET
S$=S$+"S'BOARD. "
230 IF E$(PN)(I)="F" THEN LET
S$=S$+"FOR'D. "
240 IF E$(PN)(I)="A" THEN LET
S$=S$+"AFT. "
250 IF E$(PN)(I)="U" THEN LET
S$=S$+"UP. "
260 IF E$(PN)(I)="D" THEN LET
S$=S$+"DOWN. "
270 IF E$(PN)(I)="O" THEN LET
S$=S$+"OUT. "
280 NEXT I
330 CLS: PRINT INK 7;"I AM":
PRINT INK 6;L$(PN): PRINT B$(PN)
PRINT: IF LEN S$>0 THEN PRI
NT INK 2;"WAYS:-- "; INK 5;S$
335 IF PN=9 OR PN=14 THEN PRIN
T INK 2;"WHICH WAY?"
340 LET II=1: PRINT: PRINT IN
K 7;"VISIBLE:-- "; IF PN=15 AND K
2<>21 THEN GO TO 345
342 FOR I=1 TO 19: IF P(I)=PN T
HEN PRINT INK 5;O$(I)
344 NEXT I
345 IF PN=5 THEN PRINT: PRINT
INK 3;"VESPOZIAN"
360 PRINT: IF A$(I)<>" " THEN PRI
NT INK 7;"-----YOU SAID "; INK
6;A$: PRINT: FOR I=1 TO 4: IF Q
$(I)(1)<>" " THEN PRINT INK 5;
Q$(I)
365 FOR I=1 TO 4: IF Q$(I)<>" "
THEN PRINT INK 5;Q$(I)
370 NEXT I
375 IF Q$(2)(1 TO 2)="OK" THEN
BEEP .05,10
380 PRINT: PRINT INK 7;"-----
WHAT NOW";
390 LET PL=PN: FOR I=1 TO 5: LE
T Q$(I)="": NEXT I: LET A$="": L
ET G$="": LET H$="": LET I$="":
LET J$="": LET S$="": INPUT A$:
IF CODE (A$(1))>90 THEN GO SUB
3850
400 LET J=1: IF LEN A$(3) THEN
GO TO 4000
401 IF A$(1)<>" " THEN LET J=J
+1: LET G$=G$+A$(1): LET A$=A$(2
TO 3): GO TO 401+2*(A$="")
402 LET I$=A$(2 TO 3)
403 LET H$=(G$+" ")(1 TO 3)
404 LET J$=(I$+" ")(1 TO 3)
405 IF I$="" THEN LET J=0
406 LET A$=G$+" "+I$
408 IF H$="INV" THEN GO TO 460
411 IF H$="WAI" THEN GO TO 500
412 IF H$="QUI" OR H$="HEL" THE
N GO TO 600
414 IF G$="GO" OR H$="GET" THEN
GO TO 425
415 LET X$=M$: LET Y$=H$: GO SU
B 3500: IF J=0 THEN LET Q$(2)="

```

```


I DON'T KNOW HOW TO "+G$: GO TO
100
416 LET K1=INT ((J-1)/3+1)
417 LET X$=T$: LET Y$=J$: GO SU
B 3500
419 IF J=0 THEN LET Q$(2)="WHA
T IS A "+I$+"?": GO TO 100
420 LET K2=INT ((J-1)/3)+1
421 GO TO (K1=1)*430+(K1=2)*450
+(K1=3)*700+(K1=4)*800+(K1=5)*80
0+(K1=6)*900+(K1=7)*1000+(K1=8)*
1100+(K1=9)*1200+(K1=10)*1300+(K
1=11)*1400+(K1=12)*1500+(K1=13)*
700+(K1=14)*1600+(K1=15)*1700+(K
1=16)*1800
425 LET X$=N$: LET Y$=J$: GO SU
B 3500: IF J=0 THEN GO TO 4010
426 LET X$=E$(PN): LET Y$=P$(J
-1)/3+1): GO SUB 3500: IF J=0 TH
EN GO TO 4010
427 LET PN=CODE (D$(PN)(J))-64:
GO TO 4020
430 IF K2=20 THEN GO TO 4030
431 IF P(11)=PN THEN GO TO 600
0
432 IF K2>19 THEN GO TO 4070
433 IF P(K2)=55 THEN GO TO 404
0
434 IF P(K2)<>PN THEN GO TO 40
50
435 IF C(K2)=-2 THEN GO TO 400
0
436 IF C(K2)=-1 THEN GO TO 406
0
440 IF (K2=8 OR (K2=7 AND C(7)=
3)) AND P(9)<>55 THEN LET Q$(2)
="TO HOT TO HANDLE": GO TO 100
441 IF IN>3 THEN LET Q$(2)="I'
M OVERLOADED ALREADY!": GO TO 10
0
442 LET IN=IN+1: LET P(K2)=55:
GO TO 4020
450 IF K2>19 THEN GO TO 4070
451 IF P(K2)<>55 THEN GO TO 40
70
452 IF K2=2 AND (PN<>9 AND PN<>
14) THEN GO SUB 3530: GO TO 606
0
453 LET IN=IN-1: IF PN=15 THEN
LET P(K2)=66: LET Q$(3)="SLIPPE
D IT UNDER PILLOW": GO TO 4020
454 LET P(K2)=PN
455 GO TO 4020
460 PRINT INK 3;"I AM CARRYI
NG: "
461 IF IN=0 THEN LET Q$(2)="NO
THING": GO TO 100
462 LET J=1
463 FOR I=1 TO 19
464 IF P(I)=55 THEN PRINT O$(I)
)
470 NEXT I: PAUSE 200: GO TO 10
0
500 LET CT=CT+15: IF ST=1 THEN

```

```

LET JE=JE+15
510 GO TO 4020
600 LET Q$(2)="LOOK AROUND AND"
: LET Q$(3)="EXAMINE THINGS. TRY
WORDS": LET Q$(4)="LIKE INSERT,
LIFT, WAIT ETC.": GO TO 100
700 IF K2<>21 OR PN<>15 THEN G
O TO 4000
701 LET Q$(2)="NOTHING!": FOR I
=1 TO 19: IF P(I)=66 THEN LET P
(I)=15: LET Q$(2)="IT'S STILL TH
ERE!": GO TO 100
702 NEXT I: GO TO 100
800 IF K2<>24 THEN GO TO 812
801 IF PN=8 THEN LET Q$(2)="I
SEE BUTTON MARKED": GO TO 100
802 IF PN=11 AND E$(11)(1 TO 3)=
"PD " THEN LET E$(11)(1 TO 3)=
"PDL": LET Q$(2)="WOW! A HIDDEN
BULKHEAD": GO TO 100
805 IF PN=10 AND E$(10)="S "
THEN LET E$(10)="SC ": LET P(4
)=10: LET Q$(2)="AHA!": GO TO 10
0
806 IF PN=7 THEN LET Q$(2)="CO
URSE DATA ON SCREEN": GO TO 100
807 IF PN=3 THEN IF C(1)=-3 TH
EN LET Q$(3)="INNER DOOR OPEN."
: LET Q$(4)="OUTER DOOR CLOSED."
: GO TO 4020
808 IF PN=3 THEN IF C(1)=-4 TH
EN LET Q$(3)="INNER DOOR CLOSED
": LET Q$(4)="OUTER DOOR OPEN":
GO TO 4020
812 IF K2=20 THEN GO TO 4030
813 IF K2=2 THEN IF P(2)<>55 A
ND P(2)<>PN THEN GO TO 4030
814 IF K2=2 THEN LET Q$(2)="IT
HAS HOLLOW CYLINDRICAL CUTTER":
LET Q$(3)="AND SENSITIVE PRESSU
RE SWITCH": GO TO 100
815 IF (PN=3 OR PN=2) AND K2=23
THEN LET Q$(2)="SIGN -AIRLOCK
CONTROL-": GO TO 100
820 IF K2=18 AND K2>12 THEN IF
P(K2)<>55 THEN GO TO 4070
821 IF K2=18 AND K2>12 THEN GO
TO (K2=13)*870+(K2=14)*871+(K2=
15)*872+(K2=16)*873+(K2=17)*874
825 IF K2=20 AND PN=15 THEN LE
T Q$(3)="LOOKS STRANGELY LUMPY.
": GO TO 4020
826 IF K2=25 AND PN=7 THEN GO
TO 4500
830 LET Q$(3)="NOTHING SPECIAL"
: GO TO 4020
870 LET Q$(2)="LABEL -YUSES-":
GO TO 100
871 LET Q$(2)="LABEL -POLYPS-":
GO TO 100
872 LET Q$(2)="LABEL -FUNUS-":
GO TO 100
873 LET Q$(2)="LABEL -CONFIDENT

```



The shuttle was sent down to the murky surface of Far Funus
Computer and Video Games Yearbook

SPECTRUM CONTINUED

```

IAL-": GO TO 100
874 LET Q$(2)="LABEL -BLOODLINE
-": GO TO 100
900 IF K2<>22 THEN GO TO 4000
901 IF PN<>11 THEN GO TO 4050
902 IF P(11)=11 AND PN=11 THEN
GO TO 6100
904 IF C(18)=2 THEN LET Q$(2)=
"LOCKED!": GO TO 100
905 IF C(18)=4 THEN LET Q$(2)=
"ALREADY OPEN": GO TO 100
906 IF P(8)=11 THEN GO TO 6000
910 LET C(18)=4: LET E$(11)="PD
R": GO TO 4020
1000 IF K2<>22 THEN GO TO 4000
1001 IF PN<>11 THEN GO TO 4050
1002 IF C(18)>2 THEN GO TO 4090
1003 IF P(18)<>55 THEN GO TO 40
60
1004 LET C(18)=3: GO TO 4020
1100 IF K2<>22 THEN GO TO 4000
1101 IF PN<>11 THEN GO TO 4050
1103 IF P(11)=11 AND PN=11 THEN
GO TO 6000
1104 IF C(18)<>3 OR P(18)<>55 TH
EN GO TO 4060
1106 LET C(18)=3: GO TO 4020
1200 IF K2<>22 THEN GO TO 4000
1201 IF PN<>11 THEN GO TO 4050
1203 IF P(11)=11 AND PN=11 THEN
GO TO 6000
1204 IF C(18)<>4 THEN GO TO 406
0
1206 LET C(18)=3: LET E$(11)=E$(
11)<>3: GO TO 4020
1300 IF K2<>5 AND K2<>6 THEN GO
TO 4000
1301 IF P(K2)<>55 THEN GO TO 40
70
1302 IF C(5)=K2 THEN LET Q$(2)=
"WHAT'S THIS I'M WEARING THEN?":
GO TO 100
1303 IF C(5)>4 THEN LET Q$(2)="
WEARING "+O$(K2): GO TO 100
1304 LET C(5)=K2: LET O$(K2)=O$(
K2)+" (WORN)": GO TO 4020
1400 IF (K2<5 AND K2<>6) OR C(5
)=2 THEN GO TO 4000
1401 LET C(5)=2: LET O$(K2)=O$(K
2): GO TO 4020
1500 IF K2=20 THEN GO TO 4030
1501 IF K2<13 OR K2>17 THEN GO
TO 4000
1502 IF P(K2)<>55 THEN GO TO 40
70
1503 IF PN<>7 THEN LET Q$(2)="N
O COMPUTER TO TAKE IT": GO TO 10
0
1505 IF P(11)=7 AND K2>12 AND K2
<18 THEN GO SUB 3530: GO TO 609
0
1510 CLS: PRINT INK 2; BRIGHT
1; O$(K2): PRINT INK 3; BRIGHT 1
;"SPINS IN ITS DRIVE . .": FOR I
=1 TO 150: NEXT I: CLS: GO TO (
K2=13)*1550+(K2=14)*1561+(K2=15)
*1563+(K2=16)*1565+(K2=17)*1567
1550 INK 5: PRINT "-YUSES SYSTEM
-": PRINT: PRINT "STAR SYSTEM A
DJACENT TO FUNUS": PRINT "IT HAS
3 PLANETS.": PRINT: PRINT R$(1
1): PRINT "- BALL OF FIRE -": PR
INT: PRINT R$(10): PRINT " - IN
HABITED BY MINING COLONY.": PRIN
T "NO FINDS.": PRINT
1560 PRINT R$(9): PRINT " - REMO
TE DEAD PLANET -": GO TO 1569
1561 PRINT "-POLYPS-": PRINT "FR
EQUENT GALAXY IN MILLIONS": PRIN
T "AROUND ENERGY RICH PLANETS.":
PRINT "REGENERATE EVERY 20 YEAR
S.": PRINT "ACTIVE POLYPS CAN TU

```

```

RN DEAD": PRINT "PLANET INTO GRE
ENHOUSE EFFECT": PRINT "PLANET,
RICH IN STELLAR ENERGY"
1562 PRINT "AFTER 20 YEARS . .":
GO TO 1569
1563 PRINT "-FUNUS SYSTEM-": PRIN
T "STAR WITH 7 PLANETS.": PRINT
"IN ORDER FROM FUNUS-": PRINT
: PRINT R$(2): "-MOLTEN ROCK": P
RINT R$(3): "-UNINHABITED": PRIN
T R$(4): "-GRNHOUSE EFFECT": PR
INT R$(5): "-INHABITED"
1564 PRINT R$(6): PRINT R$(7): P
RINT " - (BOTH ICY WASTES) -": P
RINT R$(8): PRINT " - (LUMP OF R
OCK) -": GO TO 1569
1565 PRINT "-CAPTAIN'S LOG-": PR
INT "BEARING TO DOCK WITH BLOODL
INE": PRINT "STARGATE IN GYRATES
ORBIT.": PRINT "MISSION ACCOMPL
ISHED - D'TARN'S": PRINT "EXPERI
MENTS CONFIRM POLYP": PRINT "THE
ORY, PITY BLOODLINE WILL": PRINT
"Benefit!"
1566 PRINT "GLAD TO GET SHOT OF
THIS": PRINT "CREW! SUSPECT GRA
KTA IS": PRINT "BLOODLINE SPY. M
ACHEN.": PRINT "THE TIRATHEN LIZ
ARD GIVES ME": PRINT "THE CREEPS
. CAN'T GET RID OF": PRINT "HIM
- THE ONLY PILOT ABOARD!": GO TO
1569
1567 PRINT "-BLOODLINE-": PRINT
"TYRANNICAL EMPIRE KEEPING": PRIN
T "CONTROL ON ENERGY SUPPLIES":
PRINT "FROM GREENHOUSE PLANETS
-": PRINT "ON WHICH INTERSTELLAR
TRAVEL": PRINT "DEPENDS": PRINT
"STARGATE IN FUNUS SYSTEM"
1568 PRINT "CAN SUMMON CRUISERS
TO": PRINT "QUELL REBELS."
1569 INK 7: FOR I=1 TO 1000: NEX
T I: LET Q$(2)="YOU REMOVE THE D
ISK . .": GO TO 100
1600 IF K2<>23 THEN GO TO 4020
1602 IF P(11)=2 AND PN=2 THEN G
O TO 6000
1603 IF PN=8 THEN IF P(11)=8 TH
EN GO TO 6000
1604 IF PN=8 THEN LET Q$(2)="MA
CHEN, THE LIZARD PILOT": LET Q$(
3)="RESTRAINS YOU": GO TO 100
1606 CLS: IF PN<>13 THEN GO TO
1661
1607 IF PF<1 THEN GO TO 6020
1608 GO SUB 3515
1609 PRINT INK 5; "HEADING,(H)":
PRINT: PRINT INK 3; "CRYOGEN,(
C)": PRINT: PRINT INK 4; "LASER
,(L)": PRINT: PRINT INK 6; "END
OF INPUT,(E)"
1612 LET V$=INKEY$: IF V$="H" TH
EN GO TO 1618
1613 IF V$="C" THEN GO TO 1633
1614 IF V$="L" THEN GO TO 1639
1615 IF V$="E" THEN GO TO 4020
1616 GO TO 1612
1618 LET J=0: GO SUB 3515: PRINT
INK 2; BRIGHT 1; "CURRENTLY-":
PRINT INK 6; W$: PRINT INK 6; R
$(CD): PRINT: PRINT INK 5; "NEW
DESTINATION?": INPUT U$(1)
1620 FOR I=1 TO 12: IF U$(1)=R$(
I) THEN LET J=I
1621 NEXT I: IF J=0 THEN PRINT
INK 2; BRIGHT 1; U$(1); "NOT ON
DATABASE": GO SUB 3527: GO TO 1
606
1624 IF J=CD THEN GO TO 1606
1625 IF J>PV THEN LET JM=1: GO
TO 1627
1626 LET JM=-1

```

```

1627 INK 6: CLS: LET ST=1: LET
JE=0: LET CD=J: LET PF=PF-100: P
RINT: PRINT "COURSE CORRECTION
APPLIED": PRINT: PRINT "NEW BEA
RING-": PRINT R$(CD): PRINT: P
RINT "FUEL-": PF; "PICORATH": P
AUSE 200
1628 INK 7: IF PF<1 THEN GO TO
6020
1629 GO TO 1606
1633 GO SUB 3515: INK 5: PRINT:
PRINT "CRYOGENIC CONTROL": PRIN
T "ENERGY TO FREEZE CREW - 10 PR
/CY": PRINT: PRINT "HOW MANY CL
ONE-YEARS FREEZE?": INPUT F$: IF
VAL (F$)*10>PF THEN PRINT: PR
INT "FUEL DEFICIENCY.": PRINT "I
NTERLOCK OVERRIDE": PRINT INK 2;
BRIGHT 1; "OPERATION ABORTED #
": GO SUB 3525: INK 7: GO TO 160
6
1636 LET PF=PF-10*VAL (F$): LET
CY=CY+VAL (F$): PRINT INK 3; BR
IGHT 1; FLASH 1; "STAND BY": FOR
I=1 TO 100: NEXT I: GO SUB 3530
LET PN=15: LET Q$(2)="YAWN . .
!": GO TO 100
1639 GO SUB 3515: PRINT INK 4;
LASER CONTROL": PRINT
1642 PRINT INK 4; "TARGET?": INP
UT U$(1): IF U$(1)="STARGATE
" THEN GO TO 1646
1643 LET J=0: FOR I=1 TO 12: IF
R$(I)=U$(1) THEN LET J=I: LET I
=12: NEXT I
1644 NEXT I
1645 IF J=0 THEN PRINT INK 2;
BRIGHT 1; U$(1); "NOT ON DATABASE
": GO SUB 3527: GO TO 1606
1646 PRINT INK 2; BRIGHT 1; "TA
GETED ON "; U$(1): FOR I=1 TO 150
: NEXT I: IF PF<1000 THEN PRINT
INK 3; FLASH 1; "FUEL DEFICIEN
CY"
1647 IF U$(1)="STARGATE
" THEN GO TO 1650
1649 IF J<PV THEN PRINT "OUT O
F RANGE": GO TO 1652
1650 IF U$(1)="STARGATE
" AND PV<3 THEN PRINT INK 6; U$(
1); "OUT OF RANGE": GO TO 1652
1651 GO TO 1655
1652 PRINT: PRINT INK 2; BRIGHT
1; "COMPUTER OVERRIDE": PRINT
INK 2; BRIGHT 1; "OPERATION AB
ORTED #": GO SUB 3525: GO TO 160
6
1655 GO SUB 3540: IF U$(1)<"ST
RGATE
" THEN GO TO 6030
1656 GO TO 6040
1661 IF PN=2 THEN GO TO 1692
1664 IF PN=3 THEN GO TO 1692
1665 IF PN<>4 THEN GO TO 4050
1667 GO SUB 3515: PRINT INK 5;
THINK "DESTINATION" OR "END":
INPUT U$(1): IF U$(1)="VESPOZIAN
" THEN IF P(1)=3 THEN PR
T INK 3; BRIGHT 1; "SHUTTLE AT
ESPOZIAN": PRINT: PRINT INK 2;
BRIGHT 1; "MISSION ABORTED #
": GO SUB 3525: GO TO 100
1668 IF U$(1)="VESPOZIAN
" THEN PRINT INK 6; "IN FLIGHT V
ESPOZIAN": GO SUB 3520: PRINT IN
K 4; "DOCKING": GO SUB 3520: LET
(1)=3: LET D$(4)="C": GO TO
100
1672 IF U$(1)<1="E" THEN GO TO
4020
1675 LET J=0: FOR I=1 TO 12: IF
U$(1)=R$(I) THEN LET J=I
1678 NEXT I: IF J=0 THEN PRINT
INK 2; BRIGHT 1; F$; "NOT ON DA

```



```

BASE": GO SUB 3527: GO TO 100
1681 IF J<>PV THEN PRINT INK 6
;U$(1);"OUT OF RANGE": GO SUB 35
20: GO TO 100
1684 IF ST=1 THEN PRINT INK 3;
"VESPOZIAN NOT IN ": PRINT INK
5;U$(1);" ORBIT": PRINT : PRINT
INK 2; BRIGHT 1;"* OPERATION AB
ORTED *": GO SUB 3525: GO TO 100
1687 INK 5: IF J<>9 THEN PRINT
"CONDITIONS ON ";U$(1): PRINT "N
OT SUITABLE FOR SHUTTLE": PRINT
"LANDING": PRINT : PRINT INK 2;
BRIGHT 1;"* OPERATION ABORTED *
": GO SUB 3525: INK 7: GO TO 100
1690 IF C(1)<>-4 THEN PRINT IN
K 4;"SHUTTLE BAY DOORS CLOSED":
GO SUB 3520: PRINT INK 2; BRIGH
T 1;"* OPERATION ABORTED *": GO
SUB 3525: GO TO 100
1691 PRINT INK 3;"HEADING - ";U
$(1): GO SUB 3520: PRINT INK 5;
"LANDED ON ";U$(1): LET P(1)=9:
LET D$(4)="I ": GO SUB 3520: G
O TO 100
1692 IF PN=2 THEN IF C(1)=-2 TH
EN LET C(1)=-3: LET B$(2)="BLUE
BUTTON BY OPEN BULKHEAD": LET E
$(2)="PFL ": GO TO 4020
1693 IF PN=2 THEN IF C(1)=-3 TH
EN LET C(1)=-2: LET B$(2)="BLUE
BUTTON BY CLOSED BULKHEAD": LET
E$(2)="PF ": GO TO 4020
1694 IF PN=3 AND C(1)=-3 THEN L
ET C(1)=-4: LET E$(3)="OT ": LE
T D$(3)="ED ": LET Q$(3)="INNER
DOOR CLOSES": LET Q$(4)="OUTER
DOOR OPENS": GO TO 4020
1695 IF PN=3 AND C(1)=-4 THEN L
ET C(1)=-3: LET E$(3)="TP ": LE
T D$(3)="DB ": LET Q$(3)="OUTER
DOOR CLOSES": LET Q$(4)="INNER
DOOR OPENS": GO TO 4020
1696 GO TO 4050
1700 LET Q$(2)="NO CHANCE-TOO RI
SKY": GO TO 100
1800 LET Q$(2)="I'M NOT TIRED":
GO TO 100
3500 LET J=0: FOR I=1 TO LEN X$
STEP LEN Y$
3505 IF Y$=X$(I TO I-1+LEN Y$) T
HEN LET J=I: LET I=LEN X$+3: RE
TURN
3510 NEXT I: RETURN
3515 CLS : PRINT INK 6;K$: PRIN
T : RETURN
3520 FOR I=1 TO 300: NEXT I: RET
URN
3525 FOR O=1 TO 6: BEEP .1,7: BE
EP .1,2: NEXT O: PAUSE 150: RETU
RN
3526 BEEP 3,20: RETURN
3527 FOR O=1 TO 10: BEEP .05,6:
BEEP .05,10: NEXT O: RETURN
3530 FOR I=1 TO 15: CLS : PAPER
0: BORDER 0: PRINT : PAUSE 5: PA
PER 7: BORDER 7: PRINT : NEXT I:
PAPER 0: BORDER 0: INK 7: CLS :
RETURN
3540 FOR I=1 TO 10: CLS : PAPER
0: BORDER 0: PRINT : PAUSE 5: PA
PER 2: BORDER 2: PRINT : NEXT I:
PAPER 0: BORDER 0: INK 7: CLS :
RETURN
3550 RETURN
3560 GO TO 4020
4000 LET Q$(2)="IMPOSSIBLE!": GO
TO 100
4010 LET Q$(2)="I CAN'T GO "+I$:
GO TO 100
4020 LET Q$(2)="OK": GO TO 100
4030 LET Q$(2)="REFERENCE DISC B

```

```

Y ITS NUMBER": GO TO 100
4040 LET Q$(2)="I'M ALREADY CARR
YING IT": GO TO 100
4050 LET Q$(2)="I DON'T SEE IT H
ERE": GO TO 100
4060 LET Q$(2)="I CAN'T YET!": G
O TO 100
4070 LET Q$(2)="I'M NOT CARRYING
IT": GO TO 100
4080 LET Q$(2)="YOU MUST BE JOKI
NG!": GO TO 100
4090 LET Q$(2)="OK-NOTHING HAPPE
NS": GO TO 100
4100 LET Q$(2)="CAP'N WINKS AT M
E AND": LET Q$(3)="GLANCES AT GR
AKTA": GO TO 100
4110 LET Q$(2)="HUH?": GO TO 100
4500 INK 5: CLS : PRINT "CLONE Y
EAR:";CY;" ZONETIME:";CT: PRIN
T : PRINT "-----"
4501 PRINT : PRINT "VESPOZIAN "
W$: PRINT R$(CD): IF ST=1 THEN
PRINT "ETA:- ";CT+ABS (CD-PV)*25
-JE
4505 PRINT : PRINT "NEAREST BODY
:- ";R$(PV): IF PV=2 THEN PRINT
"BLOODLINE STARGATE"
4510 PRINT : PRINT "FUEL:- ";PF;
" PICORATH": PRINT : PRINT "LASE
R:- "; IF PF<1000 THEN PRINT "
INOPERATIVE": GO TO 4520
4511 PRINT "OPERATIVE"
4520 PRINT : PRINT "-----"
4521 INK 7: PRINT : PRINT INK 4
;"THINK CONTROL REPORTING": FOR
I=1 TO 550: NEXT I: GO TO 4020
5000 DATA "IN THE CREWS QUARTERS
","IN THE RESEARCH LAB BY","IN T
HE SHUTTLE BAY","IN A SHUTTLE","
OUTSIDE THE HULL","IN THE CAPTAIN
S CABIN","IN THE NAVIGATION AND
","ON THE BRIDGE","ON YUSES FAR
UNDER","AT VESPOZIAN'S FUEL CORE"
5001 DATA "IN A METAL GANGWAY WI
TH A","IN A SUIT ROOM","IN A SEC
RET CONTROL ROOM","ON YUSES FAR"
,"IN MY BUNK-IT HAS CLEAN"
5002 DATA "LINED WITH BUNKS","BL
UE BUTTON BY A CLOSED BULKHEAD",
"BLUE BUTTON ON WALL","WITH-THIN
K CONTROL-BUTTON","OF THE VESPOZ
IAN","","COMPUTER ROOM","","A PU
RPLE SKY","I CAN FEEL HEAT"
5003 DATA "DOOR","","WITH DUPLIC
ATE CONTROL","UNDER AN INDIGO SK
Y","SHEETS AND LARGE PILLOW"
5004 DATA "AUTO SHUTTLE","STRANG
E DEVICE","*POLYPS*","CRAWLWAY",
"ASBESTOS SUIT","SPACE SUIT","ME
TAL CONTAINER","FUEL CYLINDER","
INSULATED TONGS","CAP'N BEZEL",
"GRAKTA","MACHEN","DISK 005","DIS
K 001","DISK 002","DISK 003","DI
SK 004","KEY","GLOWING ROCK"
5005 DATA "FUNUS","LITTLE FUNUS"
,"GYRATES","ROTH","BULGEN","GREATER
BULGEN","OUTER FUNUS","FAR F
UNUS","YUSES FAR","MID YUSES","Y
USES NEAR","YUSES"
5006 DATA "DSB","PF","P","O","V",
"OC","AFUP","AU","TE","S","PD",
"P","O","NEW","U"
5007 DATA "HBO","AGC","B","C","C
","GJ","BHKF","GA","DN","KF","JG
ML","K","K","NNI","A"
5008 DATA 3,2,99,99,12,12,6,10,2
,6,7,8,66,2,8,6,7,13,99
5009 DATA -2,2,2,-2,2,2,2,2,-2
,-2,-2,2,2,2,2,2,-2
6000 INK 2: CLS : PRINT "GRAKTA,

```

```

BLOODLINE SPY, BLASTS": PRINT "
YOU WITH HIS LASER": PRINT "YOU
ARE NOW A PILE OF": PRINT "YUSES
DUST!": GO TO 6200
6010 INK 2: CLS : PRINT "AARGH .
. !": PRINT "WENT INTO THE FUEL
CORE WITHOUT": PRINT "PROTECTIO
N - SEARING HEAT . .": GO TO 620
0
6020 INK 4: CLS : PRINT "WITH NO
FUEL, THE VESPOZIAN": PRINT "WA
NDERS AIMLESSLY OUT": PRINT "OF
CONTROL, LOST IN SPACE": GO TO 6
200
6030 INK 2: CLS : PRINT "TOO CLO
SE PROXIMITY": PRINT "THE VESPOZ
IAN IS RIPPED APART": PRINT "BY
THE EXPLOSION": GO TO 6200
6040 INK 5: CLS : PRINT "WHAM!":
PRINT "THE BLOODLINE STARGATE I
S": PRINT "VAPOURISED. YOU HAVE
SUCCEEDED": PRINT "IN YOUR MISSI
ON! CONGRATULATIONS": GO TO 6202
6050 INK 5: CLS : PRINT "INNER D
OOR CLOSES": PRINT "AIR EVACUATE
D": PRINT "OUTER DOOR OPENS - NO
SPACE SUIT": PRINT "YOU PERISH
AND DRIFT INTO SPACE": GO TO 620
0
6055 INK 5: CLS : PRINT "YOU HAV
E STUMBLER BLINDLY ONTO": PRINT
"RAZOR SHARP ROCK": PRINT : PRIN
T "YOUR SUIT HAS RIPPED AND YOU"
: PRINT "DIE FROM LACK OF OXYGEN
": GO TO 6200
6060 INK 2: CLS : PRINT "PRESSUR
E SWITCH OPERATES": PRINT "DRILL
ENGAGES AND BORES THROUGH": PRI
NT "CRAFT."
6061 INK 4: IF C(5)=6 THEN PRIN
T "YOU DRIFT OFF INTO SPACE": PR
INT "AND PERISH WHEN OXYGEN RUNS
OUT": GO TO 6200
6065 INK 2: PRINT "YOU BURST APA
RT WITH THE": PRINT "DEPRESSURIS
ATION!": GO TO 6200
6070 INK 5: CLS : PRINT "WALKING
AROUND IN ";O$(K2): PRINT "HIGH
LY SUSPICIOUS!": PRINT "GRAKTA,
BLOODLINE SPY BLASTS YOU": GO TO
6200
6080 INK 2: CLS : PRINT "GRAKTA,
BLOODLINE SPY, BLASTS": PRINT "
YOU FOR TREACHERY AGAINST THE":
PRINT "BLOODLINE EMPIRE!": GO T
O 6200
6090 INK 2: CLS : PRINT "GRAKTA
VAPOURISES YOU ON": PRINT "SUSPI
CION OF SPYING BY": PRINT "RETRI
EVING COMPUTERISED DATA": PRINT
"YOU PERISH . .": GO TO 6200
6100 INK 4: CLS : PRINT "GRAKTA
NOTICES SUIT ROOM DOOR": PRINT "
OPEN. FINDS KEY ON YOU AND": PRI
NT "BLASTS YOU TOWARDS FUNUS": P
RINT "YOU PERISH . .": GO TO 620
0
6110 INK 5: CLS : PRINT "GRAKTA
NOTICES SHUTTLE BAY": PRINT "DOO
R OPEN, AND SUSPECTS A PLOT": PR
INT "AGAINST THE BLOODLINE EMPIR
E": PRINT "YOU ARE EJECTED IN TH
E SHUTTLE": PRINT "AND FOREVER L
OST IN SPACE"
6200 FOR O=10 TO -5 STEP -1: BEE
P .05,0: NEXT O: INK 7: PRINT :
PRINT : PRINT "YOUR ADVENTURE IS
OVER": PRINT "IF YOU WOULD LIKE
ANOTHER": PRINT "GAME THEN PRES
S ""Y""": GO TO 6205
6202 INK 7: GO SUB 3525: GO SUB
3526: GO SUB 3527: PRINT : PRINT
: PRINT "YOUR ADVENTURE IS OVER

```



```

": PRINT "IF YOU WOULD LIKE ANOT
HER": PRINT "GAME THEN PRESS ""Y
""
6205 IF INKEY$="" THEN GO TO 62
05
6210 IF INKEY$="Y" THEN CLS : C
LEAR : RUN 8
6215 PRINT : PRINT INK 6; FLASH
1;"GOODBYE THEN": PAUSE 100: NE
W
7000 PAPER 0: BORDER 0: INK 2: C
LS
7005 PRINT AT 2,5;"
"
7010 PRINT "
"
7015 PRINT "
"
7020 PRINT "
"
7025 PRINT
7030 PRINT "

```

```

"
7035 PRINT "
"
7040 PRINT "
"
7045 PRINT "
"
7050 PRINT : PRINT
7055 PRINT "
"
7060 PRINT "
"
7065 PRINT "
"
7070 PRINT "
"
7075 PRINT : PRINT : PRINT INK
5;"By Keith Campbell. @ C&VG 198
3."
7080 PRINT AT 21,7; INK 6;"PRESS
""P"" TO PLAY"
7085 IF INKEY$="" THEN GO TO 70
85

```

```

7090 IF INKEY$="P" OR INKEY$
THEN GO TO 8000
7095 GO TO 7085
8000 IF PEEK 23560>64 AND PEEK
3560<91 THEN INK 2: CLS : RUN
8007 CLS : INK 2: PRINT INK 2
WOULD YOU PLEASE ENSURE THAT"
PRINT : PRINT "YOUR SPECTRUM IS
N THE": PRINT : PRINT ""CAPIT
MODE"" BEFORE PLAY"
8010 PRINT : PRINT "CHANGE TO
CAPITAL MODE NOW.": PRINT : PR
T : PRINT : PRINT "PRESS ""A""
WHEN READY"
8015 INPUT Q$
8017 IF Q$="A" THEN GO TO 8020
8018 GO TO 8015
8020 INK 2: CLS : RUN 8
8050 PRINT AT 21,0;"YOU ARE NO
USING CAPITAL'S": PAUSE 200: PR
NT AT 21,0;"
": RETURN

```

RUNS ON A BBC MODEL B.

CONVERTED BY STEVE WILLIS

The display of the BBC is far superior in the Teletext mode (MODE 7) and of course the BBC has its very flexible sound options. It is in these two areas where the BBC translation has been enhanced, using a set pattern of colours for the displays with 'meaningful(!) sounds.

Because space is tight on the BBC, especially when a large number of string arrays are in use, I have adopted a space saving way of inserting coloured displays.

This does require some work and the method for a machine with a 0.1 operating system is more complicated.

In order to use the listing provided, colour is not needed but mods will be required in the DATA strings (lines 1520-1580). Where I have shown words highlighted in yellow the words should be omitted and 1 space inserted instead. To use colour then the word must be replaced by its respective colour control character instead of a space. Following is a list of colour control character/keyboard equivalents:—

DIV	RED	1	A
EOR	GREEN	2	B
MOD	YELLOW	3	C
OR	BLUE	4	D
ERROR	MAGENTA	5	E
LINE	CYAN	6	F
OFF	WHITE	7	G
STEP	flashing on	8	H
SPC	flashing off	9	I

On the 1.0 or later operating systems these can be inserted using the shift+ a function key (where the function key number is the number in the 3rd column above). On 0.1 systems the function keys must be programmed using commands such as *KEY1 !!!A to give red; the remaining keys are as in the 4th column above, e.g. *KEY2 !!!B for green.

Please note however that, once typed in, listing these DATA lines will display the keyword and not the colour. This is fine as long as you do not edit any part of the line. If you edit a DATA line showing keywords then every keyword in that line must be replaced by the colour again.

For the strings in the text colour control display lines. These can be inserted between the first " and the first character of the string. The string will then be displayed in colour during listing as well as running. A spinoff is that the remainder of the listed line, after the end of the string, will also appear in colour to the end of the display line; this does not have any bearing on the operation of the program.



"You traitor", yelled Grakta, lashing out

```

10MODE7
20PRINTTAB(0,2)CHR$(131)CHR$(
157)
30FORI%=3TO4:PRINTTAB(0,I%)CH
R$(131)CHR$(141)CHR$(255)CHR$(25
5)CHR$(255)" THE VESPOZIAN IN
CIDENT "CHR$(255)CHR$(255)CHR
$(255):NEXT
40PRINTTAB(0,5)CHR$(131)CHR$(
157)
50PRINT"TAB(4)" Written by K
eith Campbell for"" :FORI%=6TO7:
PRINTTAB(7)CHR$(141)" COMPUTER &
VIDEO GAMES":NEXT:PRINT"" BB
C micro translation by Steve Wil
lis""
60IFPAGE<>&E00THENPAGE=&1200
70CHAIN"VESPOZ"
80END

```


5="P"
 ECK 2
 RUN 8
 < 5;
 T": P
 IS I
 ITAL
 O ""
 PRIN
 ""

020

OT
 PRI

Illustration: David Pugh
 ok

```

10CLEAR:CLS:AS="RUN"
20DIML$(14),L1$(14),E$(14),D$(
(14),O$(18),P$(18),C$(18),NB$(11
),Q$(4),V$(8)
30FORI%=0TO14:READL$(I%),L1$(
I%),E$(I%),D$(I%):NEXT:FORI%=0TO
18:READ O$(I%),P$(I%),C$(I%):NEX
T:FORI%=0TO11:READNB$(I%):NEXT
40Q%=RND(-TIME):IN%=0:K1%=0:P
N%=1:CT%=0:JM%=-1:PV%=6:CY%=143:
PF%=600:CD%=2:AT$=" A THOUGHT IS
FRAMED IN YOUR MIND":ST%=1:PZ%=
999:SF%=1
50WV$="TAKDROLIFLOOEXAHOPEUNLL
OCCLOWEAREMINSRAIPREKIL"
60WG$="PORSTAFORAFUTUP DOWOUTB
UNSHUNOREASWESBULDOOCRAVES"
70WD$="PSFAUDOBTHNEWLRVY"
80WN$="SHUDEVPOLCRASBSBPAONC
YLTONBEZGRAMAC005001002003004KEY
ROCDISPILDOOBUTAROSCR"
90IFPN%<>5THENRT%=0ELSEIFPL%=
6THENRT%=5:IFRT%=5THENP$(9)=5:P$(
10)=5ELSEP$(9)=99:P$(10)=6
100IFP$(7)=90R(P$(6)=9ANDC$(6)
>2)THENSF%=1ELSESF%=0
110IFPV%=3ANDP$(2)=99THENP$(2)
=4
120IFPN%=2ANDC$(0)=-4ANDC$(4)<
>5THENGOSUB1950:GOTO1650
130IFC$(6)=3ANDP$(6)=9THENC$(6)
=4:PF%=PF%+2000:Q$(3)=" NEW FUE
L LOADED"
140CT%=CT%+1:IFST%<>1THENGOTO1
70ELSEJE%=JE%+1:IFJE%<25THENGOTO
170ELSEJE%=JE%-25:PV%=PV%+JM%:CL
S
150IFPV%=CD%THENSF%=2:PF%=PF%-
100:SOUND0,-15,8,10:FORX%=6TO7:P
RINTTAB(11,X%)CHR$(141)" VESPOZI
AN IN":NEXT:FORX%=9TO10:PRINTTAB
(19-(LEN(NB$(PV%))+6)/2,X%)CHR$(
141)NB$(PV%); " ORBIT":NEXT:GOSUB
1940:GOTO170
160SOUND0,-15,8,10:FORX%=6TO7:
PRINTTAB(7,X%)CHR$(141)" VESPOZI
AN PASSING":NEXT:FORX%=9TO10:PRI
NTTAB(16-LEN(NB$(PV%))/2,X%)CHR$(
141)NB$(PV%):NEXT:GOSUB1940
170IFCT%=200THENSF%=1:CY%=CY%+
1
180IFCD%=PV%THENSF%=2
190IFST%=2THENSF%=" ORBITTING"
ELSEOD$=" BEARING ON"
200IFPN%=9ANDC$(4)<>4THEN1600
210IFPV%=2ANDPN%=4ANDP$(12)=99
THENP$(12)=4
220IFP$(2)=13THENP$(2)=88:PZ%=
CY%:Q$(3)=" POLYPS VANISH INTO T
HE ROCKS"
230IFCY%>PZ%+19THENP$(18)=13:P
Z%=CY%
  
```

```

240IFP$(1)=PN%AND(PN%=80RPN%=1
3)AND(P$(18)<>13ORP$(6)<>13)THEN
SOUND0,-15,3,100:Q$(3)=" SWITCH
STARTS MOTOR. DRILL":Q$(4)=" ENG
AGES AND SPRAYS DUST !"
250IFP$(18)=13ANDP$(1)=13ANDP$(
6)=13ANDC$(6)=2THENP$(18)=88:Q$(
6)=" FUEL CONTAINER":C$(6)=3:SO
UND0,-15,3,100:Q$(3)=" SWITCH ST
ARTS MOTOR. DRILL":Q$(4)=" ENGAG
ES AND FILLS CONTAINER."
260IFP$(17)=55THENC$(3)=3
270IFC$(4)>3AND(PN%=10RPN%=60R
PN%=70RPN%=10)THENIG%=IG%+1ELSEI
G%=0
280IFIG%>0THENP$(10)=PN%:IFIG%
=5THENGOSUB1950:GOSUB1680
290IFP$(10)=PN%THENIFRND(7)=3T
HENQ$(1)=" EVER GET THE FEELING
. . ."
300IFP$(4)<>55ANDP$(4)<>11ANDP
$(4)<>66THENP$(4)=88:Q$(1)=" STR
ANGE FEELING . . ."ELSEIFP$(5)<>55
ANDP$(5)<>11ANDP$(5)<>66THENP$(5)
=88:Q$(1)=" STRANGE FEELING . .
"
310IFC$(3)=2ANDP$(17)<>55ANDP$(
17)<>66ANDP$(17)<>99THENP$(17)=
88:Q$(1)=" STRANGE, SOMETHING SE
EMS MISSING":C$(17)=3
320IFP$(10)=1ANDPN%=1ANDK1%=14
THENGOSUB1950:GOTO1690
330IFPN%=10RPN%=60RPN%=70RPN%=
10THENIFRND(3)=2THENP$(10)=PN%EL
SEP$(10)=88
340IFP$(17)=55ANDPN%<>11ANDPN%
<>10ANDC$(17)>2THENGOSUB1950:GOT
O1710
350IFC$(0)=3ANDPN%<>1ANDPN%<>2
THENGOSUB1950:GOTO1720
360FORI%=1TOLEN(E$(PN%))
370IFMID$(E$(PN%),I%,1)="P"THE
NEX$=EX$+" PORT."
380IFMID$(E$(PN%),I%,1)="S"THE
NEX$=EX$+" S' BOARD."
390IFMID$(E$(PN%),I%,1)="F"THE
NEX$=EX$+" FOR'D."
400IFMID$(E$(PN%),I%,1)="A"THE
NEX$=EX$+" AFT."
410IFMID$(E$(PN%),I%,1)="U"THE
NEX$=EX$+" UP."
420IFMID$(E$(PN%),I%,1)="D"THE
NEX$=EX$+" DOWN."
430IFMID$(E$(PN%),I%,1)="O"THE
NEX$=EX$+" OUT."
440NEXT
450II%=0:V$(II%)=" VISIBLE: ":
FORI%=0TO18:IFP$(I%)=PN%THENSF%
=O$(I%)ELSENEXT:GOTO480
460IFLEN(V$(II%))+LEN(O$(I%))<35T
HENV$(II%)=V$(II%)+O$(I%)+". ":O$(I%)
="ELSEII%=II%+1:GOTO460
  
```


BBC CONTINUED

```

470NEXT
480CLS:PRINT" I AM";L$(PN%)/'L
1$(PN%)/':IFLEN(EX$)>0THEN PRINT
" WAYS: ";EX$'
490IFLEN(V$(0))>9THENPRINTV$(0)
)'
500FORI%=1TO8:IFV$(I%)<>" "THEN
PRINTV$(I%)'
510NEXT
520PRINT" =====>YOU SAID ";A
$':FORI%=1TO4:IFQ$(I%)<>" "THENPR
INTQ$(I%)'
530NEXT
540PRINT" =====>WHAT NOW";
550PL%=PN%:FORI%=0TO4:V$(I%)="
":Q$(I%)="":NEXT:A1$="":A2$="":A
3$="":A4$="":EX$="":INPUTA$
560IFLEN(A$)<3THEN1740ELSEA2$=
LEFT$(A$,3)
570IFA2$="INV"THENGOTO710ELSEI
FA2$="WAI"THENGOTO740ELSEIFA2$="
QUI"THEN760ELSEIFA2$="HEL"THEN76
0ELSEIFA2$="SLE"THEN1510
580J%=0:FORI%=1TOLEN(A$):IFMID
$(A$,I%,1)=" "THENJ%=I%:I%=LEN(A
$)
590NEXT:IFJ%=0THENGOTO1850ELSE
A1$=LEFT$(A$,J%-1):A3$=RIGHT$(A$
,LEN(A$)-J%):A4$=LEFT$(A3$,3)
600IFA1$="GO"ORA2$="GET"THEN66
0
610X$=WV$:Y$=A2$:GOSUB1910:IFJ
%>0THENQ$(2)=" I DON'T KNOW HOW
TO "+A1$:GOTO90ELSEK1%=(J%-1)/3+
1
620X$=WN$:Y$=A4$:GOSUB1910
630IFJ%=0THENQ$(2)=" WHAT IS A
"+A3$+"?":GOTO90
640K2%=(J%-1)/3
650ON K1% GOTO670,690,770,790,
790,930,950,960,970,980,1000,101
0,770,1160,1500
660X$=WG$:Y$=A4$:GOSUB1910:IFJ
%>0THEN1750ELSEX$=E$(PN%):Y$=MID
$(WD$, (J%-1)/3+1,1):GOSUB1910:IF
J%>0THEN1750ELSEPN%=VAL(MID$(D$(
PN%), (J%-1)*2+1,2)):GOTO1760
670IFK2%=19THEN1770ELSEIFK2%>1
8THEN1740ELSEIFP%(K2%)=55THEN178
0ELSEIFP%(K2%)<>PN%THEN1790ELSEI
FC%(K2%)<-1THEN1740ELSEIFC%(K2%)
=-1THEN1800ELSEIFP%(9)=PN%THEN18
40
680IF(K2%=70R(K2%=6ANDC%(6)=3)
)ANDP%(8)<>55THENQ$(2)=" TOO HO
T TO HANDLE !":GOTO90ELSEIFIN%>3
THENQ$(2)=" I'M OVERLOADED ALREA
DY !":GOTO90ELSEIN%=IN%+1:P%(K2%)
=55:GOTO1760
690IFK2%>18THEN1810ELSEIFP%(K2
%)<>55THEN1810ELSEIFK2%=1AND(PN%

```

```

<>8ANDPN%<>13)THENGOSUB1950:GOTO
1660ELSEIN%=IN%-1:IFPN%=14THENPN%
(K2%)=66:Q$(3)=" SLIPPED IT UNDE
R THE PILLOW."ELSEP%(K2%)=PN%
700GOTO1760
710IFIN%=0THENQ$(2)=" I AM CARR
RYING: NOTHING !":GOTO90ELSEQ$(2)
)=" I AM CARRYING: ":J%=1:FORI%=
0TO18
720IFP%(I%)<>55THENGOTO730ELSE
IFLEN(Q$(J%+1))+LEN(Q$(I%))<35TH
ENQ$(J%+1)=Q$(J%+1)+Q$(I%)+". "EL
SEQ$(J%+2)=Q$(I%)+". ":J%=J%+1:IF
J%=5THENI%=18:NEXT:GOTO90ELSE NE
XT
730NEXT:GOTO90
740CT%=CT%+15:IFST%=1THENJE%=J
E%+15
750GOTO1760
760Q$(2)=" ALWAYS LOOK AROUND
AND":Q$(3)=" EXAMINE THINGS.
TRY WORDS":Q$(4)=" LIKE IN
SERT, LIFT, WAIT . .":GOTO90
770IFK2%<>20ORPN%<>14THEN1740E
LSEQ$(2)=" NOTHING !":FORI%=0TO1
8:IFP%(I%)=66THENP%(I%)=14:Q$(2)
=" IT WAS STILL THERE !"
780NEXT:GOTO90
790IFK2%<>23THEN820ELSEIFPN%=7
THENQ$(2)=" I SEE A BUTTON MARKE
D":Q$(3)=" -THINK CONTROL-":
GOTO90ELSEIFPN%=10ANDLEN(E$(10))
=2THENE$(10)=E$(10)+"L":Q$(2)="
WOW !!! ":L1$(10)=L1$(10)+"
AND HIDDEN BULKHEAD":GOTO9
0
800IFPN%=9ANDE$(9)="S"THENE$(9)
)="SC":P%(3)=9:Q$(2)=" AHA !
!! ":GOTO90ELSEIFPN%=6THENQ$(2)=
" COURSE DATA IS ON THE SCREEN":
GOTO90
810IFPN%=2THENIFC%(0)=-3THENQ$(
3)=" INNER DOOR OPEN":Q$(4)=" O
UTER DOOR CLOSED":GOTO1760ELSEIF
C%(0)=-4ANDPN%=2THENQ$(3)=" INNE
R DOOR CLOSED":Q$(4)=" OUTER DOO
R OPEN":GOTO1760
820IFK2%=19THEN1770ELSEIFK2%=1
ANDP%(1)<>55ANDP%(1)<>PN%THEN177
0ELSEIFK2%=1THENQ$(2)=" IT HAS A
HOLLOW CYLINDRICAL CUTTER":Q$(3)
)=" AND SENSITIVE PRESSURE SW
ITCH":GOTO90
830IF(PN%=20RPN%=1)ANDK2%=22TH
ENQ$(2)=" A SIGN SAYS - AIRLOCK
CONTROL -":GOTO90
840IFK2%>16ORK2%<12THEN850ELSE
IFP%(K2%)<>55THEN1810ELSE ONK2%-
11 GOTO 880,890,900,910,920
850IFK2%=20ANDPN%=14THENQ$(3)=
" LOOKS STRANGELY LUMPY . .":GOT
O1760
860IFK2%=24ANDPN%=6THEN1860

```



```

8700$(3)="      NOTHING SPECIAL
GOTO1760
8800$(2)=" LABEL -YUSES-":GOTO
8900$(2)=" LABEL -POLYPS-":GOT
9000$(2)=" LABEL -FUNUS-":GOTO
9100$(2)=" LABEL -CONFIDENTIAL
-:GOTO90
9200$(2)=" LABEL -BLOODLINE-":
GOTO90
930IFK2%<>21THEN1740ELSEIFPN%<
10THEN1790ELSEIFC%(17)=2THENQ%(
2)=" LOCKED ! ":GOTO90:ELSEIFC%(
17)=4THENQ%(2)=" ALREADY OPEN !
:GOTO90ELSEIFP%(7)=10THEN1590
940C%(17)=4:E$(10)=E$(10)+"R":
GOTO1760
950IFK2%<>21THEN1740ELSEIFPN%<
10THEN1790ELSEIFC%(17)>2THEN183
0ELSEIFP%(17)<>55THEN1800ELSEC%(
17)=3:GOTO1760
960IFK2%<>21THEN1740ELSEIFPN%<
10THEN1790ELSEIFC%(17)<>30RPF%(1
7)>55THEN1800ELSEC%(17)=2:GOTO1
760
970IFK2%<>21THEN1740ELSEIFPN%<
10THEN1790ELSEIFC%(17)<>4THEN18
00ELSEC%(17)=3:E$(10)=LEFT$(E$(1
0),3):GOTO1760
980IFK2%<>4ANDK2%<>5THEN1740
990IFP%(K2%)<>55THEN1810ELSEIF
C%(4)=K2%THENQ%(2)=" WHAT'S THIS
I'M WEARING THEN ?":GOTO90ELSEI
FC%(4)>2THENQ%(2)=" WEARING "+LE
FT$(Q%(C%(4)),LEN(Q%(C%(4)))-7):
GOTO90ELSEC%(4)=K2%:Q%(K2%)=Q%(K
2%)+(" WORN)":GOTO1760
1000IF(K2%<>4ANDK2%<>5)ORC%(4)=
2THEN1820ELSEC%(4)=2:Q%(K2%)=LEF
T$(Q%(K2%),LEN(Q%(K2%))-7):GOTO1
760
1010IFK2%=19THEN1770ELSEIFK2%<1
20RK2%>16THEN1740ELSEIFP%(K2%)<>
55THEN1810ELSEIFPN%<>6THENQ%(2)=
" NO COMPUTER TO TAKE IT":GOTO90
1020IFP%(10)=6ANDK2%>11ANDK2%<1
7THENGOSUB1950:GOTO1700
1030CLS:FORX%=5TO6:PRINTTAB(7,X
%)CHR$(141)Q%(K2%):NEXT:FORX%=8T
O9:PRINTTAB(2,X%)CHR$(141)" SPIN
S IN IT'S DRIVE . . ":NEXT:SOUND
0,-15,7,100:TIME=0:REPEAT UNTIL
TIME>500:CLS:ONK2%-11GOTO1040,10
60,1080,1100,1120
1040PRINTTAB(12)" -YUSES SYSTEM
-""TAB(6)" STAR SYSTEM 7 LIGHT-
YEARS""TAB(6)" FROM FUNUS . HAS
3 PLANETS.""TAB(2)NB$(10);" -
BALL OF FIRE""TAB(2)NB$(9);" -
INHABITED BY MINING""
COLONY. NO FINDS"

```

```

1050PRINT'TAB(2)NB$(8);" - REM
OTE DEAD PLANET":GOTO1140
1060PRINTTAB(13)" -POLYPS-""TA
B(4)" FREQUENT GALAXY IN MILLION
S""TAB(4)" AROUND ENERGY-RICH P
LANETS.""TAB(4)" REGENERATE EVE
RY 20 YEARS.""TAB(4)" ACTIVE PO
LYPS CAN TURN DEAD""TAB(1)" PLA
NET INTO GREENHOUSE - EFFECT"
1070PRINTTAB(2)" PLANET, RICH I
N STELLAR ENERGY""TAB(8)" AFTER
20 YEARS . .":GOTO1140
1080PRINTTAB(12)" -FUNUS SYSTEM
-""TAB(7)" STAR WITH 7 PLANETS.
""TAB(2)" IN ORDER FROM FUNUS:-
""TAB(4)NB$(1);" - (MOLTEN ROCK
)"TAB(4)NB$(2);" GYRATES - (UN
INHABITED)"TAB(4)NB$(3);" - (G
REENHOUSE-EFFECT)"TAB(4)NB$(4)
1090PRINT" - (INHABITED)"TAB(
4)NB$(5);"TAB(4)NB$(6);" - (ICY
WASTE)"TAB(4)NB$(7);" - (LUMP
OF ROCK)":GOTO1140
1100PRINTTAB(10)" -CAPTAIN'S LO
G-""TAB(2)" BEARING TO DOCK WIT
H BLOODLINE""TAB(4)" STARGATE I
N GYRATES ORBIT.""TAB(2)" MISSI
ON ACCOMPLISHED - D'TAAN'S""TAB
(5)" EXPERIMENTS CONFIRM POLYP"
" THEORY. PITY BLOODLINE WILL
BENEFIT !"
1110PRINT'TAB(2)" GLAD TO GET S
HOT OF THIS CREW !""TAB(3)" BLO
ODLINE SPY. MACHEN, ""TAB(3)" TH
E TIAITHEN LIZARD. GIVES ME""TA
B(3)" THE CREEPS. CAN'T GET RID
OF""TAB(2)" HIM. - THE ONLY PIL
OT ABOARD !":GOTO1140
1120PRINTTAB(12)" -BLOODLINE-""
TAB(5)" TYRANNICAL EMPIRE KEEP
ING""TAB(5)" CONTROL ON ENERGY S
UPPLIES""TAB(5)" FROM GREENHOU
S PLANETS -""TAB(4)" ON WHICH I
NTERSTELLAR TRAVEL""TAB(4)" DEP
ENDS.""TAB(4)" STARGATE IN FUNU
S SYSTEM CAN"
1130PRINT'TAB(2)" SUMMONS CRUIS
ERS TO QUELL REBELS.":GOTO1140
1140$FX21,0
1150Q$(2)=" YOU REMOVE THE DISK
. .":PRINTTAB(3,24)" PRESS SPAC
E BAR TO CONTINUE";:D=GET:IFD=%2
0THEN90ELSE1140
1160IFK2%<>22THEN1760
1170IFPN%=7ANDP%(10)=7THEN1590E
LSEIFPN%=7THENQ%(2)=" MACHEN, TH
E LIZARD PILOT":Q%(3)="
RESTRAINS YOU.":GOTO90
1175SOUND0,-10,2,5
1180IFPN%<>12THEN1350ELSEIFSF%=
0THEN1610ELSEGOSUB1930
1190PRINT'TAB(4)" HEADING, CRYO

```

DDDD


```

GEN, LASER, END"
1200*FX21,0
1210Z$=INKEY$(100):IFZ$="H"THEN
1220ELSEIFZ$="C"THEN1260ELSEIFZ$
="L"THEN1290ELSEIFZ$="E"THEN1760
ELSE1210
1220J%=0:GOSUB1930:PRINT" CURRE
NTLY ";OD$;": ";NB$(CD%):INPUT"
NEW DESTINATION===> "AA$:AA$="
"+AA$:FORI%=0TO11:IFAA$=NB$(I%)T
HENJ%=I%
1230NEXT:IFJ%=0THENPRINT" ";AA
$;" NOT ON THE DATABASE":TIME=0:
REPEAT UNTIL TIME>200:GOTO1180
1240IFJ%=CD%THEN1180ELSEIFJ%>PV
%THENJM%=1ELSEJM%=-1
1250ST%=1:JE%=0:CD%=J%:PF%=PF%-
100:SOUND0,-15,1,10:PRINT" COUR
SE CORRECTION APPLIED"" NEW BE
ARING: ";NB$(CD%):FUEL: ";PF%
; " PICAROTH":GOSUB1940:IFPF%<1TH
EN1610ELSE1180
1260GOSUB1930:PRINT'TAB(11)" CR
YOGENIC CONTROL""TAB(3)" ENERGY
TO FREEZE CREW - 10 PR/CY":INP
UT" HOW MANY CLONE-YEARS FREEZE"
,AA$
1270IFVAL(AA$)*10>PF%THENSOUND0
,-15,2,5:PRINT'TAB(11)" FUEL DEF
ICIENCY""TAB(10)" INTERLOCK OVE
RRIDE""TAB(9)" * OPERATION ABO
RTED *":GOSUB1940:GOTO1180
1280PF%=PF%-10*VAL(AA$):CY%=CY%
+VAL(AA$):PRINT'TAB(15)" STAND
BY":GOSUB1940:GOSUB1950:PN%=14:Q
$(2)=" YAWN . . !":ENVELOPE2,1,2
0,10,0,1,1,6,127,-1,0,-7,126,126
:SOUND1,2,122,200:GOTO90
1290GOSUB1930:PRINTTAB(13)" LAS
ER CONTROL"
1300INPUT'TAB(4)" TARGET =====
> "AA$:IFAA$="STARGATE"THEN1320E
LSEAA$=" "+AA$:J%=0:FORI%=0TO11:
IFNB$(I%)=AA$THENJ%=I%:I%=11:NEX
T ELSE NEXT
1310IFJ%=0THENPRINT" ";AA$;" N
OT ON DATABASE":GOSUB1940:GOTO11
80
1320PRINT" TARGETED ON ";AA$:T
IME=0:REPEAT UNTIL TIME>500:IFPF
%<1000THENPRINT'TAB(12)" FUEL DE
FICIENCY"ELSEIFJ%<>PV%AND(AA$="S
TARGATE"ANDPV%<>2)THENPRINT'TAB(
12)" OUT OF RANGE"ELSE1340
1330SOUND0,-15,2,5:PRINT'TAB(11
)" COMPUTER OVERRIDE""TAB(8)"
* OPERATION ABORTED *":GOSUB1940
:GOTO1180
1340GOSUB1950:FORI%=0TO1000:NEX
T:GOSUB1950:FORI%=0TO1000:NEXT:G

```


```

OSUB1950:FORI%=0TO1000:NEXT:IFAA
$<>"STARGATE"THEN1620ELSE1630
1350IFPN%=20RPN%=1THEN1460ELSEI
FPN%<>3THEN1790
1360GOSUB1930
1370PRINT" THINK 'DESTINATION'
OR 'END':INPUT" THINK COMMAND:
"AA$:AA$=" "+AA$:IFAA$<>" VESPO
ZIAN"THEN1380ELSEIFP%(0)=2THENPR
INT'TAB(9)" SHUTTLE AT VESPOZIAN
""TAB(9)" * OPERATION ABORTED
*":SOUND0,-15,2,5:GOSUB1940:GOTO
90
1375PRINT'TAB(10)" IN FLIGHT VE
SPOZIAN":GOSUB23000:FORXX%=7TO8:
PRINTTAB(11,XX%)CHR$(141)" DOCK
ING":NEXT:GOSUB1940:P%(0)=2:D$(3
)="2*":GOTO90
1380IFLEFT$(AA$,1)="E"THEN1760
1390J%=0:FORI%=0TO11:IFAA$=NB$(
I%)THENJ%=I%
1400NEXT:IFJ%=0THENPRINT" ";AA
$;" NOT ON DATABASE":GOSUB1940:G
OTO90
1410IFJ%<>PV%THENPRINT" ";AA$;
" OUT OF RANGE":GOSUB1940:GOTO90
1420IFST%=1THENPRINT" VESPOZIA
N NOT IN ";AA$;" ORBIT""TAB(8)
" * OPERATION ABORTED *":SOUND
0,-15,2,5:GOSUB1940:GOTO100
1430IFJ%<>8THENPRINT" CONDI
TIONS ON ";AA$:" NOT SUITABL
E FOR SHUTTLE LANDING""TAB(8)"
* OPERATION ABORTED *":SOUND0,
-15,2,5:GOSUB1940:GOTO90
1440IFC%(0)<>-4THENPRINT'TAB(7)
" SHUTTLE BAY DOORS CLOSED":GOSU
B1940:SOUND0,-15,2,5:PRINT'TAB(8
)" * OPERATION ABORTED *":GOSU
B1940:GOTO90
1450PRINT" HEADING - ";AA$:GOS
UB23000:FORXX%=7TO8:PRINTTAB(5,X
%)CHR$(141)" LANDED ON ";AA$:NE
XT:P%(0)=8:D$(3)="8*":GOSUB1940:
GOTO100
1460SOUND1,-10,1,60:IFPN%=1THEN
IFC%(0)=-2THENC%(0)=-3:L1$(1)="
BLUE BUTTON BY OPEN BULKHEAD":E$(
1)="PFL":GOTO1760ELSEIF(C%(0)=-
3ANDPN%=1)THENC%(0)=-2:L1$(1)="
BLUE BUTTON BY CLOSED BULKHEAD":
E$(1)="PF":GOTO1760
1470SOUND1,-10,1,60:IFPN%=2ANDC
%(0)=-3THENC%(0)=-4:E$(2)="OT":D
$(2)="4*3*":Q$(3)=" INNER DOOR C
LOSES":Q$(4)=" OUTER DOOR OPENS"
:GOTO1760
1480IFPN%=2ANDC%(0)=-4THENC%(0)
=-3:E$(2)="TP":D$(2)="3*1*":Q$(3
)=" OUTER DOOR CLOSES":Q$(4)=" I
NNER DOOR OPENS":GOTO1760
1490GOTO1790
1500Q$(2)=" TOO RISKY !":GOTO90

```




Another devastating new game from the fabulous Postern range.




Defeat the flock of
marauding FIRE HAWKS
Escape from the SNAKE PIT
Ride the mighty SHADOWFAX
Defy your opponent in
BACKGAMMON
Prepare to repel the enemy
in SIEGE.

The colourful Postern range is available on a variety of micros. Write quantity of each game required in the boxes provided.

Please send me:	Spectrum £5.95	Vic 20 £5.95	Commodore 64 £6.95	BBC 'B' £6.95	
Fire Hawks					<input type="checkbox"/>
Snake Pit	<input type="checkbox"/>	<input type="checkbox"/>	<input type="checkbox"/>	<input type="checkbox"/>	<input type="checkbox"/>
Shadowfax	<input type="checkbox"/>	<input type="checkbox"/>	<input type="checkbox"/>	<input type="checkbox"/>	<input type="checkbox"/>
Siege	<input type="checkbox"/>	<input type="checkbox"/>	<input type="checkbox"/>	<input type="checkbox"/>	<input type="checkbox"/>
Backgammon	<input type="checkbox"/>	Backgammon available on 48 K only.			<input type="checkbox"/>
Total £					or Access/Visa (Delete) No.
Name					
Address					

S1



POSTERN

POST TO: **Postern Ltd.**, P.O. Box 2, Andoversford, Cheltenham, Glos GL54 5SW.
OR PHONE: Northleach (04516) 666 Telex 43269 Prestel 37745
Postern is always on the look out for any new games you might have developed.

15100\$(2)=" I'M NOT TIRED !":GO
T090

1520DATAMODIN THE CREW'S QUARTE
RS,MOD LINED WITH BUNKS,DSB,7
#1#14,LINEIN THE RESEARCH LABORA
TORY,LINE BLUE BUTTON BY CLOSED
BULKHEAD,PF,0#6#2*,ERRORIN THE
SHUTTLE BAY,LINE BLUE BUTTON O
N THE WALL,P,1#,DIVIN A SHUTTLE,
LINewithDIV-THINK CONTROL-LINEBU
TTON,0,2*

1530DATAOROUTSIDE THE HULL,OR
OF THE VESPOZIAN,V,2*,MODIN T
HE CAPTAIN'S CABIN,,0C,6#9*,LINE
IN THE NAVIGATION AND, LINECO
MPUTER ROOM,AFUP,1#7#105*,EORON
THE BRIDGE,,AU,6#0*,ERRORONEOR'Y
USES FAR'ERRORUNDER, ERRORA
PURPLE SKY,TE,3#13

1540DATADIVAT VESPOZIAN'S FUEL
CORE, DIVI CAN FEEL THE HEA
T,S,105*,MODON A METAL GANGWAY W
ITH A DOOR,,PD,9#6#1211,LINEIN A
SUIT ROOM,,P,10,DIVIN A SECRET
CONTROL ROOM, DIVWITH DUPLIC
ATE CONTROL,0,10,ERRORONEOR'YUSE
S FAR', ERRORUNDER AN INDIGO
SKY

1550DATANEW,13138*,MODIN MY BUN
K - IT HAS CLEAN, MODSHEETS
AND A LARGE PILLOW,U,0*

1560DATAEORAUTO-SHUTTLE,2,-2,E0
RSTRANGE DEVICE,1,2,MOD#POLYPS*,
99,2,EORCRAWLWAY,99,-2,EORASBEST
OS SUIT,11,2,EORSPACE SUIT,11,2,
EORMETAL CONTAINER,5,2,EORFUEL C
YLINDER,9,2,EORINSULATED TONGS,1
,2,EORCAP'N BEZEL,5,-2,EORGRAKTA
,6,-2,EORMACHEN,7,-2,EORDISK 005
,66,2

1570DATAEORDISK 001,1,2,EORDISK
002,7,2,EORDISK 003,5,2,EORDISK
004,6,2,EORKEY,12,2,EORGLOWING
ROCK,99,-2

1580DATAEORFUNUS,EORLITTLE FUNU
S,EORGYRATES,EORROTH,EORBILGEN,E
ORGREATER BILGEN,EOROUTER FUNUS,
EORFAR FUNUS,EORYUSES FAR,EORMID
YUSES,EORYUSES NEAR,EORYUSES

1590CLS:SOUND0,-15,6,10:PRINT"
" GRAKTA, BLOODLINE SPY, BLASTS
YOU"" WITH HIS LASER.""
YOU ARE NOW A PILE OF YUSES DUST
!":GOTO1730

1600CLS:SOUND0,-15,7,50:PRINT"
" AARGH . . !"" WENT INTO
THE FUEL CORE WITHOUT"" PROTE
CTION - SEARING HEAT . . !":GOTO
1730

1610CLS:PRINT"" WITH NO FUEL,
THE VESPOZIAN"" WANDERS A

IMLESSLY OUT OF""
CONTROL - LOST IN SPACE":GOTO173
0

1620CLS:SOUND0,-15,6,100:PRINT"
'TAB(10)" TOO CLOSE PROXIMITY"
" THE VESPOZIAN IS RIPPED APART
BY"" THE TREMENDOUS EXPLOSION
!":GOTO1730

1630CLS:SOUND0,-15,6,100:FORX%=
1T02:PRINTTAB(16,X%)CHR\$(141)" W
HAM !":NEXT:FORX%=4T05:PRINTTAB(
7,X%)CHR\$(141)" THE BLOODLINE ST
ARGATE IS":NEXT:FORX%=7T08:PRINT
TAB(4,X%)CHR\$(141)" VAPOURISED.
'YOU HAVE SUCCEEDED":NEXT

1640FORX%=10T011:PRINTTAB(2,X%)
CHR\$(141)" IN YOUR MISSION! CONG
RATULATIONS!":NEXT:GOTO1730

1650CLS:SOUND0,-15,6,30:PRINT"
TAB(11)" INNER DOOR CLOSES""TAB
(13)" AIR EVACUATED""TAB(11)" O
UTER DOOR OPENS""TAB(12)" NO S
PACE SUIT !""TAB(7)" YOU PERISH
, AND DRIFT OUT""TAB(11)" INTO
SPACE . . .":GOTO1730

1660CLS:SOUND0,-15,3,50:PRINT"
TAB(3)" PRESSURE SWITCH OPERATES
. DRILL""TAB(3)" ENGAGES AND BO
RES THROUGH CRAFT." :IFC%(4)=5THE
NPRINT'TAB(7)" YOU DRIFT OFF INT
O SPACE""TAB(4)" AND PERISH WHE
N OXYGEN RUNS OUT." :GOTO1730

1670SOUND0,-15,6,50:PRINT'TAB(4
)" YOU BURST APART WITH THE""TA
B(20)" DEPRESSURISATION !":GOTO1
730

1680CLS:SOUND0,-15,6,25:PRINT"
" WALKING AROUND IN 'AN";LEFT\$(0\$
(C%(4)),14)"" HIGHLY SUSPICIOUS
!"" GRAKTA , BLOODLINE SPY ,
SHOOTS YOU !":GOTO1730

1690CLS:SOUND0,-15,6,25:PRINT"
" GRAKTA , BLOODLINE SPY , SHOOT
S""TAB(4)" YOU FOR TREACHERY AG
AINST""TAB(8)" THE BLOODLINE EM
PIRE !":GOTO1730

1700CLS:SOUND0,-15,6,25:PRINT"
" GRAKTA VAPOURISES YOU ON""TAB
(4)" SUSPICION OF SPYING BY""
RETRIEVING COMPUTERISED DATA !"
" YOU PERISH . . !":GOTO1730

1710CLS:SOUND0,-15,6,20:PRINT"
GRAKTA NOTICES SUIT ROOM DOOR OP
EN.""TAB(5)" FINDS KEY ON YOU A
ND BLASTS "" YOU T
OWARDS FUNUS !":GOTO1730

1720CLS:PRINT" GRAKTA NOTICES S
HUTTLE BAY DOOR"" OPEN, AND
SUSPECTS A PLOT AGAINST""

THE BLOODLINE EMPIRE."" Y
OU ARE EJECTED IN THE SHUTTLE""
AND ARE LOST FOREVER IN
SPACE !":GOSUB23000:GOTO1730


```

1730FORX%=20TO21:PRINTTAB(6,X%)
CHR$(141)" YOUR ADVENTURE IS OVE
R!":NEXT:INPUTTAB(11,23)" ANOTH
ER GAME",A$:IFLEFT$(A$,1)="Y"THE
N CLEAR:RUN ELSE CLS:END
1740Q$(2)=" IMPOSSIBLE!":GOTO9
0
1750Q$(2)=" I CAN'T GO "+A3$:GO
TO90
1760Q$(2)=" OK":GOTO90
1770Q$(2)=" REFERENCE DISK BY I
T'S NUMBER":GOTO90
1780Q$(2)=" I'M ALREADY CARRYIN
G IT!":GOTO90
1790Q$(2)=" I DON'T SEE IT HERE
":GOTO90
1800Q$(2)=" I CAN'T - YET!":GO
TO90
1810Q$(2)=" I'M NOT CARRYING IT
!":GOTO90
1820Q$(2)=" YOU MUST BE JOKING
!":GOTO90
1830Q$(2)="- OK - NOTHING HAPPEN
S":GOTO90
1840Q$(2)=" CAP'N WINKS TO ME A
ND":Q$(3)=" GLANCES AT GRAK
TA":GOTO90
1850Q$(2)=" HUH?":GOTO90
1860CLS:PRINT"" CLONE YEAR: ";
CY%:" ZONETIME: ";CT%:" ";
STRING$(38,"_")"" VESPOZIAN ";O
D$:TAB(24)NB$(CD%):IFST%=1THENPR
INT"" ETA: ";TAB(17)CT%+ABS(CD%-
PV%)*25-JE%
1870PRINT"" NEAREST BODY: ";TAB

```

```

(16)NB$(PV%):IFPV%=2THENPRINT"TA
B(10)" BLOODLINE STARGATE"
1880PRINT"" FUEL: ";TAB(17)PF%;
" PICAROTH"" LASER: ";:IFPF%<
1000THENPRINTTAB(17)"INOPERATIVE
"ELSEPRINTTAB(17)"OPERATIVE"
1890SOUND1,-15,1,60:PRINT"" ";
STRING$(39,"_")"" TAB(5)" THINK C
ONTROL REPORTING ":TIME=0:REPEAT
UNTIL TIME>1000:GOTO1760
1900RETURN:REM**FLASHING SCREEN
HERE
1910J%=0:FORI%=1TOLEN(X%)STEPLE
N(Y%):IFY%=MID$(X%,I%,LEN(Y%))TH
ENJ%=I%:I%=LEN(X%):NEXT:RETURN
1920NEXT:RETURN
1930CLS:FORX%=2TO3:PRINTTAB(0,X
%)CHR$(131)CHR$(141)AT#:NEXT:PRI
NT:RETURN
1940TIME=0:REPEAT UNTIL TIME>70
0
1950FORI%=0TO10:CLS:GOSUB1900:N
EXT:RETURN
1960PRINTTAB(3)" THE ONLY TUBES
OPEN ARE THOSE":TAB(3)" MARKED
'DTAAN' AND 'MACHEN'"" TAB(3)" =
====> WHICH ONE":AA$="":INPUTA
A$:IFLEFT$(AA$,1)="D"THENPN%=15E
LSEIFLEFT$(AA$,1)="M"THENPN%=16
1970GOTO1760
23000ENVELOPE1,1,0,5,0,9,1,8,8,-
1,0,-1,82,80:SOUND0,-15,6,50:SOU
ND1,1,1,200:SOUND1,0,1,20:FORX%=
53TO1STEP-1:SOUND1,-(INT(X%DIV4)
),X%,2:NEXT:RETURN

```

RUNS ON AN ATARI 400/800. CONVERTED BY SIMON GOODWIN

```

10 REM VESPOZIAN AFFAIR - C&UG 1983
20 REM Author P.Norris
30 REM Atari conversion by S.Goodwin
32 READ N1,N2,N3,N4,N5,N6,Q2A,Q2B:OPEN #
N1,N4,N,"K"
33 DATA 1,2,3,4,5,6,65,96
35 GRAPHICS N:POKE 82,N:POSITION 9,N:?"
THE VESPOZIAN AFFAIR ":? :? :?"You pla
y the part of D'Taan, Scientific"
40 ? "Officer aboard the Bloodline Stars
hip Vespozian. Your (private) mission
is to blast the Bloodline Stargate out";
45 ? " of":? "existence.":? :? "All the
information you need is available
on board the Vespozian."
50 POKE 752,N1:?" :? :? :? "Good luck, D'Ta
an!":? :LQ=192
55 DIM P(18),C(18),WU$(48),HG$(48),HD$(1
6),L$(480),L1$(480),E$(60),D$(120),HN$(8
1),O$(418),NB$(168),OS$(22),U$(288)
57 DIM OD$(10),S1$(32),Q$(LQ),SP$(32),EX
$(32),A$(32),A1$(32),A2$(N3),A3$(32),A4$(
N3),X$(81),Y$(N3),Z$(N1),DX$(120)
58 L$(N1)=" ":L$(480)=" ":L$(N2)=L$:L1$=
L$:E$=L$:D$=L$:O$=L$:NB$=L$:SP$=L$:LL=32
:LNB=14:LQ=22:LE=N4:LD=8
60 WU$="TAKDROLIFLOEXAOPEUNLLOCCLOHEARE
NINSRAIPREKILSLE":Q$=L$:DIM AA$(LNB)
61 HG$="PORSTAFORAFUTP DOHOUTBUNSHUNOREA
SHESBULDOOCRAVES"
62 HD$="PSFAUDOBTHNEHLRCU"
63 HN$="SHUDEUPOLCRAASBSPAONCYLTOMBZGA
ANAC805001002003004KEYROCDISPILDOOBUTARO

```

```

SCRBUNSHIE"
65 FOR I=N1 TO 15:READ S1$:L$(I*32-31,I*
32)=S1$:READ S1$:L1$(I*32-31,I*32)=S1$
70 READ S1$:E$(I*N4-N3,I*N4)=S1$:READ S1
$:D$(I*8-7,I*8)=S1$:NEXT I
72 FOR I=N1 TO 19:READ S1$:O$(I*22-21,I*
22)=S1$:READ A:P(I-N1)=A:READ A:C(I-N1)=
A:NEXT I
73 FOR I=N1 TO 12:READ S1$:NB$(I*14-13,I
*14)=S1$:NEXT I
75 PN=N1:JN=-N1:PU=N6:CY=143:PF=600:CD=N
2:DIM AT$(32):AT$="A THOUGHT IS FRAMED I
N YOUR MIND":ST=N1:PI=999:SF=N1
80 DATA IN THE CREW'S QUARTERS,LINED WIT
H BUNKS,DSB,7*1*14,IN THE RESEARCH LAB.
BY,BLUE BUTTON BY CLOSED BULKHEAD
81 DATA PF,0*6*2*,IN THE SHUTTLE BAY,BLU
E BUTTON ON HALL,P,1*,IN A SHUTTLE,WITH
-THINK CONTROL- BUTTON,0,2*
82 DATA OUTSIDE THE HULL,OF THE VESPOZIA
N,0,2*,IN THE CAPTAIN'S CABIN,,OC,6*9*,I
N THE NAVIGATION AND,COMPUTER ROOM
83 DATA AFUP,1*7*105*,ON THE BRIDGE,,AU,
6*0*,ON YUSES FAR UNDER,A PURPLE SKY,TE,
3*13,AT VESPOZIAN'S FUEL CORE
84 DATA I CAN FEEL HEAT,S,105*,IN A META
L GANGWAY WITH A,DOOR,PD,9*6*1211,IN A S
UIT ROOM,,P,10,IN A SECRET CONTROL ROOM
85 DATA WITH DUPLICATE CONTROL,0,10,ON Y
USES FAR,UNDER AN INDIGO SKY,NEW,13138*,
IN MY BUNK - IT HAS CLEAN
86 DATA SHEETS & LARGE PILLOW,U,0*,AUTO-
SHUTTLE,2,-2,STRANGE DEVICE,1,2,*POLYPS*,
,99,2,CRAWLWAY,99,-2,ASBESTOS SUIT

```



```

87 DATA 11,2,SPACE SUIT,11,2,METAL CONTRA
INER,5,2,FUEL CYLINDER,9,2,INSULATED TON
65,1,2,CAP'N BEZEL,5,-2,GRAKTA,6,-2
88 DATA MACHEN,7,-2,DISK 005,66,2,DISK 0
01,1,2,DISK 002,7,2,DISK 003,5,2,DISK 00
4,6,2,KEY,12,2,6LOWING ROCK,99,-2
89 DATA FUNUS,LITTLE FUNUS,GYRATES,ROTH,
BILGEN,GREATER BILGEN,OUTER FUNUS,FAR FU
NUS,YUSES FAR,MID YUSES,YUSES NEAR
90 DATA YUSES
100 ?," Press any key ":GET #N1,J:?"
":POKE 752,N:POKE 82,N4:GOTO 1600
1000 IF S1$(S6,S6)=" " THEN S6=S6-N1:S1$
=S1$(N1,S6):GOTO 1000
1010 RETURN
1100 S6=LNB:S1$=NB$(S62*LNB+N1,S62*LNB+L
NB):GOSUB 1000:RETURN
1600 Q$(Q2A,Q2B)="COMPUTER & VIDEO GAMES
":Q$(97,128)="HELCOMES YOU TO THE":Q$(12
9,160)="SEVENTH EMPIRE"
1800 IF PN=N5 AND PL=9 THEN RT=N5:GOTO 1
900
1810 IF PN<N5 THEN RT=N
1900 SF=N:IF P(7)=9 OR (PN<N5) AND (CN<N
6) THEN SF=N1
2000 IF PU=N3 AND P(N2)=99 THEN P(N2)=N4
2100 IF PN=N2 AND CN=N4 AND CN4<N5
THEN GOSUB 1900:GOTO 22500
2200 IF CN=N3 AND PN=N5 THEN CN=N6)
N4:PF=PF+2000:Q$(97,128)="NEW FUEL LOADE
D"
2300 CT=CT+N1:IF ST<N1 THEN 2400
2310 JE=JE+N1:IF JE<25 THEN 2400
2320 JE=JE-25:PU=PU+JN:?"
2330 IF PU=CD THEN ST=N2:PF=PF-100:?"UE
SPOZIAN ORBITING ":NB$(PU*LNB+N1,PU*LNB+
LNB):GOTO 2390
2340 ? "UESPOZIAN PASSING ":NB$(PU*LNB+N
1,PU*LNB+LNB)
2390 GOSUB 18900
2400 IF RT=N5 THEN P(9)=99:P(10)=N6:GOTO
2500
2410 IF PN=N5 AND RT=N THEN P(9)=N5:P(10
)=N5
2500 IF CT>200 THEN CT=N1:CY=CY+N1
2600 IF CD=PU THEN ST=N2
2700 OD$="BEARING ON":IF ST=N2 THEN OD$=
"ORBITING"
2800 IF PN=9 AND CN4<N4 THEN 22100
2900 IF PU=N2 AND PN=N4 AND P(12)=99 THE
N P(12)=N4
3000 IF P(N2)=13 THEN P(N2)=88:PI=CY:Q$(
97,128)="POLYPS VANISH INTO THE ROCKS"
3100 IF CY>PI+19 THEN P(18)=13:PI=CY
3200 IF P(N1)=PN AND (PN=80 OR PN=13) AN
D (P(18)<13 OR P(N6)<13) THEN 3220
3210 GOTO 3300
3220 Q$(97,128)="SWITCH STARTS MOTOR. DR
ILL":Q$(129,160)="ENGAGES AND SPRAYS DUS
T!"
3300 IF P(18)=13 AND P(N1)=13 AND P(N6)=
13 AND CN6=N2 THEN 3320
3310 GOTO 3400
3320 P(18)=88:Q$(N6*L0+N1,N6*L0+L0)="FUE
L CONTAINER":CN6=N3:Q$(97,128)="SWITCH
STARTS MOTOR. DRILL"
3330 Q$(129,160)="ENGAGES AND FILLS CONT
AINER"
3400 IF P(17)=55 THEN CN3=N3
3500 IF CN4<N3 AND (PN=N1 OR PN=N6 OR
PN=7 OR PN=10) THEN IG=IG+N1:GOTO 3600
3510 IG=N
3600 IF IF>N THEN P(10)=PN:IF IG=N5 THEN
GOSUB 19000:GOTO 22800
3700 IF P(10)=PN THEN IF INT(RND(N)*7)=N
3 THEN Q$(33,64)="EVER GET THE FEELING..
?"
3900 IF P(N4)<88 AND P(N4)<PN AND P(N4
)<55 AND P(N4)<11 AND P(N4)<66 THEN P
(N4)=88:GOTO 3990

```

```

3910 IF P(N5)<PN AND P(N5)<88 AND P(N5
)<55 AND P(N5)<11 AND P(N5)<66 THEN P
(N5)=88:GOTO 3990
3920 GOTO 4100
3990 Q$(33,64)="STRANGE FEELING..."
4100 IF CN3=N2 AND P(17)<55 AND P(17)
<66 AND P(17)<99 THEN 4120
4110 GOTO 4300
4120 P(17)=88:Q$(33,64)="STRANGE, SOMETH
ING SEEMS MISSING":CN3=N3
4300 IF P(10)=N1 AND PN=N1 AND K1=14, THE
N GOSUB 19000:GOTO 22900
4400 IF PN=N6 OR PN=7 OR PN=10 OR PN=N1
THEN P(10)=88:IF INT(RND(N)*N3)=N2 THEN
P(10)=PN
4600 IF P(17)=55 AND PN<11 AND PN<10 A
ND CN3=N2 THEN GOSUB 19000:GOTO 23100
4700 IF CN3=N3 AND PN<N1 AND PN<N2 TH
EN GOSUB 19000:GOTO 23200
4800 EX$="":FOR I=N1 TO LE:SG=PN*LE+I
4900 IF E$(SG,S6)="P" THEN EX$(LENK EX$)+
N1="PORT."
5000 IF E$(SG,S6)="S" THEN EX$(LENK EX$)+
N1="S'BOARD."
5100 IF E$(SG,S6)="F" THEN EX$(LENK EX$)+
N1="FOR'D."
5200 IF E$(SG,S6)="A" THEN EX$(LENK EX$)+
N1="AFT."
5300 IF E$(SG,S6)="U" THEN EX$(LENK EX$)+
N1="UP."
5400 IF E$(SG,S6)="D" THEN EX$(LENK EX$)+
N1="DOWN."
5500 IF E$(SG,S6)="O" THEN EX$(LENK EX$)+
N1="OUT."
5600 NEXT I
5700 II=N:S1$="VISIBLE ":FOR I=N TO 18:
IF P(I)=PN THEN OS$=Q$(I*L0+N1,I*L0+L0):
SG=L0:GOTO 5800
5710 GOTO 6000
5800 IF OS$(S6,S6)=" " THEN S6=S6-N1:OS$
=OS$(N1,S6):GOTO 5800
5810 IF LENK S1$+LENK OS$<29 THEN 5850
5820 IF LENK S1$<32 THEN S1$(LENK S1$)+N1
)=" ":GOTO 5820
5830 U$(II*L0+N1,II*L0+L0)=S1$:II=II+N1:
S1$="":GOTO 5810
5850 S1$(LENK S1$)+N1)=OS$:S1$(LENK S1$)+N
1)=" ":U$(II*L0+N1,II*L0+L0)=S1$
6000 NEXT I:S1$=L$(PN*L0+N1,PN*L0+L0)
6001 SG=LENK U$:IF SG<288 THEN U$(SG+N1)
=" ":U$(288)=" ":U$(SG+N2)=U$(SG+N1)
6002 IF S1$(LENK S1$)=" " THEN S1$=S1$(N
1,LENK S1$)+N1:GOTO 6002
6005 ? "I AM ":S1$?:L1$(PN*L0+N1,PN*L0
+L0):?
6010 IF LENK EX$>N THEN ? "EXITS: ":EX$:
?
6100 IF U$(10,10)<" " THEN ? U$(N1,32)
6200 FOR I=N1 TO 8:IF U$(I*L0+N1,I*L0+L0
)<SP$ THEN ? U$(I*L0+N1,I*L0+L0)
6300 NEXT I
6400 ? :IF A$<" " THEN ? "——>YOU SAID
":A$?:
6500 FOR I=N1 TO N5:IF Q$(I*L0+N1,I*L0+L
0)<SP$ THEN ? Q$(I*L0+N1,I*L0+L0)
6600 NEXT I
6700 U$(N1)=" ":U$(288)=" ":U$(N2)=U$:
?: "——> WHAT NOW";
6800 PL=PN:Q$(N1)=" ":Q$(LQ)=" ":Q$(N2)=
Q$:A$="":A1$="":A2$="":A3$="":A4$="":EX$
="":INPUT A$
6900 IF LENK A$<N3 THEN 19400
6910 A2$=A$(N1,N3)
7000 IF A2$="INV" THEN 8900
7010 IF A2$="MAI" THEN 9300
7020 IF A2$="QUI" THEN 9600
7030 IF A2$="HEL" THEN 9600
7040 IF A2$="SLE" THEN 18400
7100 J=N:FOR I=N1 TO LENK A$:IF A$(I,I)=
" " THEN J=I:I=99
7200 NEXT I:IF J=N THEN 20500
7210 A1$=A$(N1,J-N1):A3$=A$(J+N1)

```



```

7220 IF LEN A3$ < N3 THEN A3$ = LEN A3$ + N1
    = " " : GOTO 7220
7300 A4$ = A3$(N1,N3) : IF A1$ = "60" OR A2$ =
    GET THEN 8100
7400 X$ = HU$ : Y$ = A2$ : GOSUB 18600 : IF J = N TH
    EN S1$ = "I DON'T KNOW HOW TO " : S1$ = LEN(S1
    $) + N1 : A1$ = Q$(Q2A,Q2B) = S1$ : GOTO 1800
7410 K1 = (J - N1) / N3 + N1
7500 X$ = HN$ : Y$ = A4$ : GOSUB 18600
7600 IF J = N THEN S1$ = "WHAT IS A " : S1$ = LE
    N(S1$) + N1 : A3$ = S1$(LEN(S1$) + N1) = "?" : Q$(Q
    2A,Q2B) = S1$ : GOTO 1800
7700 K2 = (J - N1) / N3
7900 ON K1 GOTO 8300,8600,9000,10100,101
    00,11700,12000,12200,12400,12600,12800,1
    3000,9000,14500,18200
8100 X$ = H6$ : Y$ = A4$ : GOSUB 18600 : IF J = N TH
    EN 19500
8110 X$ = E$(PN$LE + N1,PN$LE + LE) : S6 = (J - N1) /
    N3 + N1 : Y$ = HD$(S6,S6) : GOSUB 18600
8120 IF J = N THEN 19500

```



luckily the first shot struck home

```

8130 DX$ = D$ : S62 = PN$LD + N1 + (J - N1) * N2 : PN = VA
    L$(D$(S62,S62 + N1)) : D$ = DX$ : GOTO 19600
8300 IF K2 = 19 THEN 19700
8310 IF K2 > 18 THEN 19400
8320 IF P(K2) = 55 THEN 19800
8330 IF P(K2) > PN THEN 19900
8340 IF C(K2) = N1 THEN 19400
8350 IF C(K2) = N1 THEN 20000
8360 IF P(9) = PN THEN 20400
8400 IF (K2 = 7 OR (K2 = N6 AND C(N6) = N3)) AND P(8) > 55 THEN Q$(Q2A,Q2B) = "TOO HOT TO
    HANDLE" : GOTO 1800
8410 IF IN > N3 THEN Q$(Q2A,Q2B) = "I'M OVER
    LOADED ALREADY!" : GOTO 1800
8420 IN = IN + N1 : P(K2) = 55 : GOTO 19600
8600 IF K2 > 18 THEN 20100
8610 IF P(K2) > 55 THEN 20100
8620 IF K2 = N1 AND (PN > 8 AND PN > 13) THE
    N GOSUB 19000 : GOTO 22600
8630 IN = IN - N1 : IF PN = 14 THEN P(K2) = 66 : Q$(
    97,128) = "SLIPPED IT UNDER PILLOW" : GOTO 1
    9600
8640 P(K2) = PN : GOTO 19600

```

```

8900 Q$(Q2A,Q2B) = "I AM CARRYING: " : IF IN
    = N THEN Q$(97,128) = "NOTHING" : GOTO 1800
8910 J = N2 : S1$ = "I AM CARRYING: " : FOR I = N
    TO 18
9000 IF P(I) = 55 THEN 9050
9010 NEXT I : S6 = LEN(Q$) : IF S6 < LQ THEN Q$(
    S6 + N1) = " " : Q$(LQ) = " " : Q$(S6 + N2) = Q$(S6 + N1
    )
9020 GOTO 1800
9050 OS$ = O$(I * LQ + N1, I * LQ + LQ) : S6 = LQ
9060 IF OS$(S6,S6) = " " THEN S6 = S6 - N1 : OS$
    = OS$(N1,S6) : GOTO 9060
9070 IF LEN(S1$) + LEN(OS$) < 29 THEN 9100
9080 IF LEN(S1$) < 32 THEN S1$ = LEN(S1$) + N1
    = " " : GOTO 9080
9090 Q$(J * LL + N1, J * LL + LL) = S1$ : J = J + N1 : IF J
    = N6 THEN I = 18 : S1$ = " " : GOTO 9010
9095 S1$ = " " : GOTO 9070
9100 S1$ = LEN(S1$) + N1 : OS$ = S1$(LEN(S1$) + N
    1) = " " : Q$(J * LL + N1, J * LL + LL) = S1$ : GOTO 901
    0
9300 CT = CT + 15 : IF ST = N1 THEN JE = JE + 15
9400 GOTO 19600
9600 Q$(Q2A,Q2B) = "ALWAYS LOOK AROUND AND
    " : Q$(97,128) = "EXAMINE THINGS. TRY WORDS"
    : Q$(129,160) = "LIKE INSERT, LIFT, WAIT..."
    "
9610 GOTO 1800
9800 IF K2 < 20 OR PN > 14 THEN 19400
9810 Q$(Q2A,Q2B) = "NOTHING!" : FOR I = N TO 1
    8 : IF P(I) = 66 THEN P(I) = 14 : Q$(Q2A,Q2B) = "I
    T WAS STILL THERE!"
9900 NEXT I : GOTO 1800
10100 IF K2 < 23 THEN 10400
10110 IF PN = 7 THEN Q$(Q2A,Q2B) = "I SEE BU
    TTON MARKED" : Q$(97,128) = "THINK CONTROL-
    " : GOTO 1800
10120 IF PN = 10 AND E$(43,43) = " " THEN E$(
    43,43) = "L" : Q$(Q2A,Q2B) = "HOW!" : GOTO 1014
    0
10130 GOTO 10200
10140 S1$ = L1$(10 * LL + N1, 10 * LL + LL) : S6 = 32
10150 IF S1$(LEN(S1$)) = " " THEN S6 = S6 - N1
    : S1$ = S1$(N1,S6) : GOTO 10150
10160 S1$ = LEN(S1$) + N1 = " AND HIDDEN BULK
    HEAD" : L1$(10 * LL + N1, 10 * LL + LL) = S1$ : GOTO 18
    00
10200 IF PN = 9 AND E$(37,38) = "S " THEN E$(
    38,38) = "C" : P(N3) = 9 : Q$(Q2A,Q2B) = "AHA!" : 6
    OTO 1800
10210 IF PN = N6 THEN Q$(Q2A,Q2B) = "COURSE
    DATA ON SCREEN" : GOTO 1800
10300 IF PN > N2 THEN 10400
10310 IF C(N) = -N3 THEN Q$(97,128) = "INNER
    DOOR OPEN" : Q$(129,160) = "OUTER DOOR CLOS
    ED" : GOTO 19600
10320 IF C(N) = -N4 THEN Q$(97,128) = "INNER
    DOOR CLOSED" : Q$(129,160) = "OUTER DOOR OP
    EN" : GOTO 19600
10400 IF K2 = 19 THEN 19700
10410 IF K2 < N1 THEN 10500
10420 IF P(N1) > 55 AND P(N1) > PN THEN 19
    700
10430 Q$(Q2A,Q2B) = "IT HAS HOLLOW CYLINDER
    ICAL CUTTER" : Q$(97,128) = "AND SENSITIVE P
    RESSURE SWITCH" : GOTO 1800
10500 IF (PN = N1 OR PN = N2) AND K2 = 22 THEN
    Q$(Q2A,Q2B) = "SIGN -AIRLOCK CONTROL-" : 60
    TO 1800
10600 IF K2 < 17 AND K2 > 11 THEN IF P(K2) >
    55 THEN 20100
10610 IF K2 < 17 AND K2 > 11 THEN ON K2 - 11 6
    OTO 11100,11200,11300,11400,11500
10700 IF K2 = 20 AND PN = 14 THEN Q$(97,128)
    = "LOOKS STRANGELY LUMPY..." : GOTO 19600
10800 IF K2 = 24 AND PN = N6 THEN 20700
10900 Q$(97,128) = "NOTHING SPECIAL" : GOTO
    19600
11100 Q$(Q2A,Q2B) = "LABEL -YUSES-" : GOTO 1
    800
11200 Q$(Q2A,Q2B) = "LABEL -POLYPS-" : GOTO
    1800
11300 Q$(Q2A,Q2B) = "LABEL -FUNUS-" : GOTO 1

```



```

800
11400 Q$(Q2A,Q2B)="LABEL -CONFIDENTIAL-"
:GOTO 1800
11500 Q$(Q2A,Q2B)="LABEL -BLOODLINE-":GOTO 1800
11700 IF K2<>21 THEN 19400
11710 IF PN<>10 THEN 19900
11720 IF C(17)=N2 THEN Q$(Q2A,Q2B)="LOCK ED!":GOTO 1800
11730 IF C(17)=N4 THEN Q$(Q2A,Q2B)="ALRE ADY OPEN!":GOTO 1800
11740 IF P(7)=10 THEN 22000
11800 C(17)=N4:IF E$(43,43)=" " THEN E$(43,43)="R":GOTO 19600
11810 E$(44,44)="R":GOTO 19600
12000 IF K2<>21 THEN 19400
12010 IF PN<>10 THEN 19900
12020 IF C(17)>N2 THEN 20300
12030 IF P(17)>55 THEN 20000
12040 C(17)=N3:GOTO 19600
12200 IF K2<>21 THEN 19400
12210 IF PN<>10 THEN 19900
12220 IF C(17)>30 OR P(17)>55 THEN 200 00
12230 C(17)=N2:GOTO 19600
12400 IF K2<>21 THEN 19400
12410 IF PN<>10 THEN 19900
12420 IF C(17)>N4 THEN 20000
12430 C(17)=N3:E$(44,44)=" ":GOTO 19600
12600 IF K2<>N4 AND K2<>N5 THEN 19400
12610 IF P(K2)>55 THEN 20100
12620 IF C(N4)=K2 THEN Q$(Q2A,Q2B)="WHAT 'S THIS I'M HEARING THEN?":GOTO 1800
12630 IF C(N4)>N2 THEN S1$="HEARING ":S1 $(LENK S1$)+N1=0$(C(N4)*L0+N1,C(N4)*L0+L 0-7):Q$(Q2A,Q2B)=S1$:GOTO 1800
12640 C(N4)=K2:0$(K2*L0+L0-N6,K2*L0+L0)= "(HORN)":GOTO 19600
12800 IF (K2<>N4 AND K2<>N5) OR C(N4)=N2 THEN 20200
12810 C(N4)=N2:0$(K2*L0+L0-6,K2*L0+L0)= ":GOTO 19600
13000 IF K2=19 THEN 19700
13010 IF K2<12 OR K2>16 THEN 19400
13020 IF P(K2)>55 THEN 20100
13030 IF PN<>N6 THEN Q$(65,96)="NO COMPU TER TO TAKE IT":GOTO 1800
13100 IF P(10)=N6 AND K2>11 AND K2<17 TH EN GOSUB 19000:GOTO 23000
13200 ? " ":S1$=0$(K2*L0+N1,K2*L0+L0):SG =L0:GOSUB 1000
13220 ? S1$: " SPINS IN ITS DRIVE...":FOR I=N TO 100:NEXT I: ? " "
13230 ON K2-11 GOTO 13300,13500,13700,13 900,14100
13290 ? "-YUSES SYSTEM-": ? "STAR SYSTEM ADJACENT": ? "TO FUNUS. HAS 3 PLANETS"
13310 SG2=10:GOSUB 1100
13320 ? S1$: " - BALL OF FIRE":SG2=9:GOSU B 1100
13330 ? S1$: " - INHABITED BY MINING": ? "COLONY, NO FINDS"
13400 SG2=8:GOSUB 1100: ? S1$: " - REMOTE DEAD PLANET":GOTO 14300
13500 ? "-POLYPS-": ? "FREQUENT GALAXY IN MILLIONS": ? "AROUND ENERGY-RICH PLANETS "
13510 ? "REGENERATE EVERY 20 YEARS.": ? "ACTIVE POLYPS CAN TURN DEAD": ? "PLANET I NTO GREENHOUSE-EFFECT"
13520 ? "PLANET, RICH IN STELLAR ENERGY": ? "AFTER 20 YEARS...":GOTO 14300
13700 ? "-FUNUS SYSTEM-": ? "STAR WITH 7 PLANETS.": ? "IN ORDER FROM FUNUS-":SG2= N1:GOSUB 1100
13710 ? S1$: " - (MOLTEN ROCK)":SG2=N2:GO SUB 1100: ? S1$: " - (UNINHABITED)":S G2=N3:GOSUB 1100
13720 ? S1$: " - (GREENHOUSE-EFFE

```

```

CT)":SG2=N4:GOSUB 1100: ? S1$: " - (
INHABITED)"
13800 SG2=N5:GOSUB 1100: ? S1$:SG2=N6:GOS UB 1100: ? S1$: " - (ICY WASTE)":SG2=7:GO SUB 1100: ? S1$: " - (LUMP OF ROCK)"
13810 GOTO 14300
13900 ? "-CAPTAIN'S LOG-": ? "BEARING TO DOCK WITH BLOODLINE": ? "STARGATE IN 6YRA TES ORBIT."
13910 ? "MISSION ACCOMPLISHED - D'TAAN'S ": ? "EXPERIMENTS CONFIRM POLYP": ? "THEOR Y. PITY BLOODLINE WILL"
13920 ? "BENEFIT!": ? "GLAD TO GET SHOT O F THIS": ? "CREW! SUSPECT GAKTA IS": ? "B LOODLINE SPY. MACHEN,"
13930 ? "THE TIAITHEN LIZARD GIVES ME": ? "THE CREEPS. CAN'T GET RID OF": ? "HIM - ONLY PILOT ABOARD!":GOTO 14300
14100 ? "-BLOODLINE-": ? "TYRANNICAL EMPI RE KEEPING": ? "CONTROL ON ENERGY SUPPLIE S": ? "FROM GREENHOUSE-PLANETS -"
14200 ? "ON WHICH INTERSTELLAR TRAVEL": ? "DEPENDS.": ? "STARGATE IN FUNUS SYSTEM"
14210 ? "CAN SUMMON CRUISERS TO": ? "QUEL L REBELS."
14300 ? : ? "PRESS ANY KEY TO CONTINUE... ":GET #N1,SG:Q$(Q2A,Q2B)="YOU REMOVE THE DISK...":GOTO 1800
14500 IF K2<>22 THEN 19600
14600 IF PN=7 THEN IF P(10)=7 THEN 22000
14610 IF PN=7 THEN Q$(Q2A,Q2B)="MACHEN, THE LIZARD PILOT":Q$(97,128)="RESTRAINS YOU":GOTO 1800
14700 IF PN<>12 THEN 16500
14710 IF PF<N1 THEN 22200
14720 GOSUB 18800
14800 ? "HEADING, CRYOGEN, LASER OR END"
14900 GET #N1,SG:Z$=CHR$(SG):IF Z$="H" T HEN 15100
14910 IF Z$="C" THEN 15600
14920 IF Z$="L" THEN 15800
14930 IF Z$="E" THEN 19600
14940 GOTO 14900
15100 J=99:GOSUB 18800: ? "CURRENTLY ",00 $: ? "NB$(CD*LNB+N1,CD*LNB+LNB): ? "NEW DESTINATION"
15110 INPUT AA$:IF LENK AA$>N THEN 15110
15120 IF LENK AA$>LNB THEN AA$(LENK AA$)+ N1=" ":GOTO 15120
15130 FOR I=N TO 11:IF AA$=NB$(I*LNB+N1, I*LNB+LNB) THEN J=I
15200 NEXT I:IF J=99 THEN ? : ? AA$: " NOT ON DATABASE":FOR I=N TO 100:NEXT I:GOTO 14700
15300 IF J=CD THEN 14700
15310 JM=-N1:IF J>PV THEN JM=N1
15400 ST=N1:JE=N:CD=J:PF=PF-100: ? : ? "CO URSE CORRECTION APPLIED"
15410 ? "NEW BEARING": ? "NB$(CD*LNB+N1,CD *LNB+LNB): ? "FUEL": ? "PF": ? "PICAROTH ":GOSUB 18900:IF PF<N1 THEN 22200
15420 GOTO 14700
15600 GOSUB 18800: ? : ? "CRYOGENIC CONTRO L": ? "ENERGY TO FREEZE CREW - 10 PR/CY": ? "HOW MANY CLONE-YEARS FREEZE"
15610 TRAP 15610:INPUT SG:TRAP 40000
15620 IF SG<10:PF THEN ? "FUEL DEFICIENC Y.": ? "INTERLOCK OVERRIDE":GOTO 19200
15700 PF=PF-10:SG=CY=CY+SG: ? "STAND BY": GOSUB 18900:GOSUB 19000:PN=14:Q$(Q2A,Q2B )="YAWN...!":GOTO 1800
15800 GOSUB 18800: ? "LASER CONTROL": ?
15900 ? "TARGET ==>";
15901 INPUT AA$:IF LENK AA$>N THEN 15901
15902 IF AA$="STARGATE" THEN 16100
15905 IF LENK AA$>LNB THEN AA$(LENK AA$)+ N1=" ":GOTO 15905
15910 J=99:FOR I=N TO 11:IF NB$(I*LNB+N1 ,I*LNB+LNB)=AA$ THEN J=I:I=11
15920 NEXT I
16000 IF J=99 THEN ? AA$: " NOT ON DATA BA SE":GOSUB 18900:GOTO 14700
16100 ? "TARGETED ON ",AA$:FOR I=N TO 20

```



```

0: NEXT I: IF PF<1000 THEN ? "PRESS ANY KEY": GOTO 16200
16110 IF J=PV OR (AA$="STARGATE" AND PV=N2) THEN 16300
16120 ? AA$; " OUT OF RANGE"
16200 ? "COMPUTER OVERRIDE": GOTO 19200
16300 GOSUB 19000: FOR I=N TO 10: NEXT I: I=AA$<>"STARGATE" THEN 22300
16320 GOTO 22400
16500 IF PN=N1 THEN 17700
16600 IF PN=N2 THEN 17700
16610 IF PN>N3 THEN 19900
16700 GOSUB 18800: ? "THINK 'DESTINATION' OR 'END'"
16705 INPUT AA$: IF LEN(AA$)=N THEN 16705
16710 IF AA$<>"VESPOZIAN" THEN 16800
16760 IF P(N)=N2 THEN ? "SHUTTLE AT VESPOZIAN": GOTO 19100
16770 ? "IN FLIGHT VESPOZIAN": GOSUB 18900: ? "DOCKING": GOSUB 18900: P(N)=N2: D$(N3%LD+N1,N3%LD+LD)="2%": GOTO 1800
16800 IF AA$(N1,N1)="E" THEN 19600
16900 IF LEN(AA$)<LNB THEN AA$=LEN(AA$)+N1: ? "": GOTO 16900
16910 J=99: FOR I=N TO 11: IF AA$=NB$(I%LNB+N1,I%LNB+LNB) THEN J=I
17000 NEXT I: IF J=99 THEN ? AA$; " NOT ON DATABASE": GOSUB 18900: GOTO 1800
17100 IF J<>PV THEN ? AA$; " OUT OF RANGE": GOSUB 18900: GOTO 1800
17200 IF ST=N1 THEN ? "VESPOZIAN NOT IN "AA$; " ORBIT": GOTO 19100
17300 IF J<>8 THEN ? "CONDITIONS ON "AA$; " NOT SUITABLE FOR SHUTTLE": ? "LANDING": GOTO 19100
17400 IF C(N)<>N4 THEN ? "SHUTTLE BAY DOORS CLOSED": GOSUB 18900: GOTO 19100
17500 ? "HEADING - "AA$: GOSUB 18910: ? " LANDED ON "AA$: P(N)=8: D$(N3%LD+N1,N3%LD+LD)="8%": GOSUB 18910: GOTO 1800
17700 IF PN>N1 THEN 17800
17705 IF C(N)=N2 THEN C(N)=N3: L1$(LL+N1,LL+LL)="BLUE BUTTON BY OPEN BULKHEAD": E$(LE+N1,LE+LE)="PFL": GOTO 19600
17710 IF C(N)=N3 THEN C(N)=N2: L1$(LL+N1,LL+LL)="BLUE BUTTON BY CLOSED BULKHEAD": E$(LE+N1,LE+LE)="PF": GOTO 19600
17800 IF PN=N2 AND C(N)=N3 THEN C(N)=N4: E$(N2%LE+N1,N2%LE+LE)="OT": D$(N2%LD+N1,N3%LD)="4%3%": GOTO 17850
17810 GOTO 17900
17850 Q$(97,128)="INNER DOOR CLOSES": Q$(129,160)="OUTER DOOR OPENS": GOTO 19600
17900 IF PN=N2 AND C(N)=N4 THEN C(N)=N3: E$(N2%LE+N1,N3%LE)="TP": D$(N2%LD+N1,N3%LD)="3%1%": GOTO 17950
17910 GOTO 19900
17950 Q$(97,128)="OUTER DOOR CLOSES": Q$(129,160)="INNER DOOR OPENS": GOTO 19600
18200 Q$(Q2A,Q2B)="TOO RISKY!": GOTO 1800
18400 Q$(Q2A,Q2B)="I'M NOT TIRED!": GOTO 1800
18600 J=N: FOR I=N1 TO LEN(X$) STEP LEN(Y$): IF Y$=X$(I,I+LEN(Y$)-N1) THEN J=I: I=I+LEN(X$)
18610 NEXT I: RETURN
18800 ? "": AT$: ? : RETURN
18900 ? : ? "press any key": GET #N1,S63: RETURN
18910 FOR SG=1 TO 100: NEXT SG: RETURN
19000 FOR I=N TO 250 STEP N5: POKE 710,I: SOUND N,I,8,15: NEXT I: SOUND N,N,N,N: POKE 710,148: ? "": RETURN
19100 ? "% OPERATION ABORTED %": GOSUB 18900: GOTO 1800
19200 ? "% OPERATION ABORTED %": GOSUB 18900: GOTO 14700
19400 Q$(Q2A,Q2B)="IMPOSSIBLE!": GOTO 1800
19500 S1$="I CAN'T GO ": S1$(LEN(S1$)+N1)=A3$: Q$(Q2A,Q2B)=S1$: GOTO 1800
19600 Q$(Q2A,Q2B)="OK": GOTO 1800
19700 Q$(Q2A,Q2B)="REFERENCE DISK BY ITS NUMBER": GOTO 1800

```

```

19800 Q$(Q2A,Q2B)="I'M ALREADY CARRYING IT!": GOTO 1800
19900 Q$(Q2A,Q2B)="I DON'T SEE IT HERE": GOTO 1800
20000 Q$(Q2A,Q2B)="I CAN'T - YET!": GOTO 1800
20100 Q$(Q2A,Q2B)="I'M NOT CARRYING IT!": GOTO 1800
20200 Q$(Q2A,Q2B)="YOU MUST BE JOKING!": GOTO 1800
20300 Q$(Q2A,Q2B)="OK - NOTHING HAPPENS": GOTO 1800
20400 Q$(Q2A,Q2B)="CAP'N HINKS TO ME AND "Q$(97,128)="GLANCES AT GRAKTA": GOTO 1800
20500 Q$(Q2A,Q2B)="HUH?": GOTO 1800
20700 ? "": ? "CLONE YEAR: "CY; " ZONETIME: "CT; ? "
20710 ? "VESPOZIAN "OD$; " "NB$(CD%LNB+N1,CD%LNB+LNB): ?
20720 IF ST=N1 THEN ? " ETA: "C
T+ABS(CD-PV)*25-JE
20800 ? "NEAREST BODY: "NB$(PV%LNB+N1,PV%LNB+LNB): IF PV=N2 THEN ? " BLOODLINE STARGATE"
20900 ? " FUEL: "PF; " PICAROTH": ? "LASER: "L: IF PF<1000 THEN ? "INOPERATIVE": GOTO 21000
20910 ? "OPERATIVE"
21000 ? : ? " THINK CONTROL REPORTING"
: ? : ? " > Press any key <"
21010 GET #N1,I: GOTO 19600
22000 ? "GRAKTA, BLOODLINE SPY, BLASTS": ? "YOU WITH HIS LASER -": ? "YOU ARE NOW A PILE OF YUSES DUST!": GOTO 23300
22100 ? "AARGH...!": ? "WENT INTO THE FUEL CORE WITHOUT": ? "PROTECTION - SEARING HEAT...": GOTO 23300
22200 ? "WITH NO FUEL, THE VESPOZIAN": ? "HANDERS AIMLESSLY OUT": ? "OF CONTROL, LOST IN SPACE...": GOTO 23300
22300 ? "TOO CLOSE PROXIMITY": ? "THE VESPOZIAN IS RIPPED APART": ? "BY THE EXPLOSION": GOTO 23300
22400 ? "HAM!": ? "THE BLOODLINE STARGATE IS": ? "VAPOURISED. YOU HAVE SUCCEEDED IN YOUR": ? "MISSION! CONGRATULATIONS!"
22410 GOTO 23300
22500 ? "INNER DOOR CLOSES": ? "AIR EVACUATED": ? "OUTER DOOR OPENS": ? "NO SPACE SUIT!": ? "YOU PERISH, AND DRIFT OUT"
22510 ? "INTO SPACE...": GOTO 23300
22600 ? "PRESSURE SWITCH OPERATES": ? "DRILL ENGAGES AND BORES THROUGH": ? "CRAFT "IF C(N4)=N5 THEN 22650
22610 GOTO 22700
22650 ? "YOU DRIFT OFF INTO SPACE": ? "AND PERISH WHEN YOUR": ? "OXYGEN RUNS OUT": GOTO 23300
22700 ? "YOU BURST APART WITH THE": ? "DEPRESSURISATION!": GOTO 23300
22800 ? "WALKING AROUND IN A": Q$(C(N4)*LD+N1,C(N4)*LD+LD): ? "HIGHLY SUSPICIOUS!": ? "GRAKTA, BLOODLINE SPY, SHOTS YOU!"
22810 GOTO 23300
22900 ? "GRAKTA, BLOODLINE SPY, SHOTS": ? "YOU FOR TREACHERY AGAINST": ? "THE BLOODLINE EMPIRE!": GOTO 23300
23000 ? "GRAKTA VAPOURISES YOU ON": ? "SUSPICION OF SPYING BY": ? "RETRIEVING COMPUTERISED DATA"
23010 ? "YOU PERISH...": GOTO 23300
23100 ? "GRAKTA NOTICES SUIT ROOM DOOR": ? "OPEN. FINDS KEY ON YOU AND": ? "BLASTS YOU TOWARDS FUNUS": GOTO 23300
23200 ? "GRAKTA NOTICES SHUTTLE BAY": ? "DOOR OPEN, AND SUSPECTS": ? "PLOT AGAINST BLOODLINE EMPIRE"
23210 ? "YOU ARE EJECTED IN THE": ? "SHUTTLE AND FOREVER LOST": ? "IN SPACE!!"
23300 ? : ? "YOUR ADVENTURE IS OVER": ? "ANOTHER GAME": GET #N1,I: IF CHR$(I)="V" THEN RUN

```


Presentation on the

Taming the beast by Nat and Franklin

Giving your Dragon games a professional look are two of Salamander Software's top programmers.

Writing under the obscure title of Nat and Franklin are Peter Neale and one of Salamander's other programmers who wishes to remain anonymous.

Peter Neale is Texas-born and has been involved in computing since high school in the States, where he learnt most of skills by playing Star Trek on a remote teletype link to the University of Texas computer.

He arrived in England in 1974 to attend the University of Sussex and then spent four years as an IBM mainframe programmer, two years as an accounts programmer and two as a system programmer.

Finally he quit to set up Salamander Software with wife and friends in November 1982. He has a hand in designing most of the company's titles and was responsible for Dragon Trek and Wizard War.

Franklin claims to have been raised on Betelgeuse V but his Earthly programs include: Grand Prix, Starjammer, Gridrunner and Franklins Tomb. He is currently working on the sequels to Franklin's Tomb and the first will be called Lost in Space.

Taming the Beast

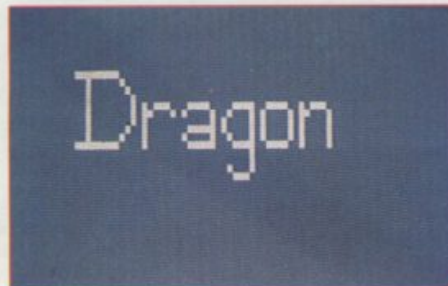
Having spent many hours in the high street Jungle, you finally managed to cage yourself a Dragon. But now that it's locked up in the back room, what do you do with it?

Feed it human sacrifices on the full moon? Not if you want to keep your friends.

Subject it to the whims of other Dragon Masters? This can provide hours of harmless amusement.

But what you really want to do is to become a Dragon Master yourself, learning to tame and control the majestic beast. There is only one way to do this. Start writing programs.

There is one thing that can turn a good game into a great game, presentation. A player's first impression of a game is based almost solely upon what he sees, and this will greatly influence the player's final



judgement.

A cluttered screen, badly presented with difficult to read information, or boring graphics, can turn a player off, and he may grow to dislike what would otherwise be an excellent game.

The hardest and possibly most misunderstood aspect of presentation is printing. If you bought a book you wouldn't expect to find words split haphazardly, crooked margins and spelling mistakes.

Neatness does, after all, count. When you are planning your program, lay all the text out on a print grid like the one in the Dragon manual. Centre the text in the middle of each line or insert extra spaces to make the margins even. It takes more time, but the results are worth it.

To further improve the appearance of your text, try printing everything in a greenbox on a coloured background. This technique is particularly effective. When printing columns of numbers, use the PRINT@ and the PRINT USING so the text is printed exactly where you want it. Using the semi-colon (";") in your PRINT statements allows you to print on any line without destroying the rest of the line. Use all these techniques together and you will find that your program will begin to take on a professional appearance.

It can be very useful to POKE characters directly onto the screen instead of printing (the text screen is located between addresses 1024 and 1535). Sample program 1 shows you how you can get the complete ASCII characters set inverse video. The inverted alphabet is available normally by pressing Shift and @. Other characters (e.g. & and %) can only be inverted by POKEing the correct values directly onto the screen. A particularly useful location is 1535, the last screen position. If you print a character at this location, the screen will automatically scroll up, but if you POKE the character in, you can avoid this.

The low resolution graphics on the

```
10 CLS3
20 FOR I=12 TO 51 : RESET(I,2) : RESET(I,17) : NEXT I
30 FOR I=2 TO 17 : RESET(12,I) : RESET(51,I) : NEXT I
40 FOR I=13 TO 50 : SET(I,3,5) : SET(I,16,5) : NEXT I
50 FOR I=3 TO 16 : SET(13,I,5) : SET(50,I,5) : NEXT I
60 GOSUB260
70 PRINT@78,"MENU";
80 PRINT@135,"PRESS 1 FOR POKE";
90 PRINT@167,"PRESS 2 FOR PRINT";
100 PRINT@199,"PRESS 3 FOR QUIT";
110 A$=INKEY$
120 IF A$="3" THEN CLS:END
130 IF A$="2" THEN B$="PRINT" : GOTO160
140 IF A$="1" THEN B$="POKE" : GOTO160
150 GOTO110
160 GOSUB260
170 PRINT@105,B$;" EXAMPLES";
180 FOR I=0 TO 255
190 PRINT@423,USING"ASCII VALUE $$$";I;
200 IF A$="1" THEN POKE1465,I ELSE PRINT@441,CHR$(I);STRING$(8,CHR$(175));
210 PRINT@201,"PRESS ANY KEY";
220 B$=INKEY$
230 IF B$="" THEN 220
240 NEXT I
250 GOTO10
260 FOR I=71 TO 261 STEP 32 : PRINT@I,STRING$(18," "); : NEXT I
270 RETURN
```


e DRAGON

nce
ning
ack-
ins
the
ated
the
ate-
line
the
ues
our
pro-

har-
in-
n is
and
you
SCII
e in-
nal-
her
y be
rect
A
535,
at a
een
t if
can
the

```
CLS0
READ A,B
IF A=99 THEN 70
FOR I=1 TO 10 : NEXT I
GOTO20
A$=INKEY$
IF A$="" THEN 70
CLS
END
DATA8,5,8,6,8,7,8,8,8,9,8,10,8,11,8,12,6,4,7,4,8,4,9,4,10,4,11,4,12,4,13,4,14,5,15,6,16,7,16
16,9,16,10,15,11,14,12,13,13,12,13,11,13,10,13,9,13,8,13,7,13,6,13
DATA18,8,18,9,18,10,18,11,18,12,18,13,19,9,20,8,21,8,22,8,23,9,25,9,26,8,27,8,28,8,29,8,30,9
10,30,11,30,12,30,13,29,13,28,13,27,13,26,13,25,12,26,11,27,11,28,11,29,11,36,8,35,8,34,8,33
32,10,32,11,33,12,34,13,35,13,36,13,37,8,37,9
DATA37,10,37,11,37,12,37,13,37,14,37,15,37,16,36,17,35,17,34,17,33,16,40,8,41,8,42,8,43,8,44
44,10,44,11,44,12,43,13,42,13,41,13,40,13,39,12,39,11,39,10,39,9,46,8,46,9,46,10,46,11,46,12,
13,47,9,48,8,49,8,50,8,51,9,51,10,51,11,51,12,51,13,99,99
```



Dragon tend to be vastly under-rated and generally pooh-poohed by people. Don't make the same mistake. The great advantage of the low-res graphics is that you can get all nine colours and text on the same screen. Using the low-res graphics, you can put borders around text (as in Sample program 1), put simple animation in instructions (always a winner), or they can be used to great

effect in title pages. Sample program 2 is an example of the latter, where the X and Y co-ordinates, which are to be set on, are stored in DATA statements. As each position is set on, the impression of writing is given.

There's one thing to be careful of when using the low-res graphics, each character position is divided

```
10 SP$="R20F6G6L20U12H4R6F4BD12G4L6E4"
20 FMODE1,1
30 PCLS3
40 SCREEN1,0
50 FOR X=10 TO 100 STEP 4
60 A$="BM"+STR$(X)+",40C3"+SP$
70 B$="BM"+STR$(X+4)+",40C2"+SP$
80 DRAWA$
90 DRAWB$
100 PLAY"T25SL25505A"
110 NEXT X
120 DRAW"BM110,192C4U140"
130 FOR X=1 TO 10 : NEXT X
140 DRAW"C3D140"
150 COLOR4,3
160 FOR R=2 TO 36 STEP 2
170 CIRCLE(110,52),R
180 NEXTR
190 COLOR3,3
200 FOR R=2 TO 36 STEP 2
210 CIRCLE(110,52),R
220 NEXTR
230 GOTO230
```

into four pixels. Within one character position, you can have only one colour and black, so be sure to plan well in advance.

High resolution graphics are a different kettle of fish indeed. The number of different ways of displaying anything on the hi-res screens

could fill a book. The best way to fully appreciate the hi-res graphics is to sit down and try different things out. The DRAW command is especially powerful. By setting up a few DRAW strings at the beginning of your program you can very easily create animation effects. The only thing to be wary of is DRAWing off the edge of the screen, as this will distort your picture. Sample program 3 illustrates both the DRAW command, and the effects you can get using FOR/NEXT loops. The expanding CIRCLE used for the explosion could be easily changed to look like an approaching tunnel or planet.

Treat your Dragon with respect and it will be a true and loyal friend.

Notes on sample 1

Lines 10 — Clear screen
20-50 — Draw box on text screen
60 — Fill box subroutine
70-100 — Print menu choices
110-150 — Wait for option to be selected
160 — Fill box
180-250 — Put character to screen and wait for key press, then put another character on etc.
260-270 — Subroutine to fill box with green.

Notes on sample 2

Lines 10 — Clear screen
20-60 — Read Data and set points
70-100 — Wait for key press for end
110-130 — Data. Format is X co-ordinate, Y co-ordinate etc.
Value of 99 for X means end of data.

Notes on sample 3

Lines 10 — DRAW string for spaceship
20-40 — Set up Hi-Res screen
50-110 — Move spaceship across screen
120-140 — Draw fire line to ship
150-220 — Draw explosion



```

10 REM***YAHTZEE BY MARK KERSHAW FOR THE DRAGON 32 (C)83
20 DIM NAME$(20),SC(20,13),TTAL(20),R(20,20),S(20,20)
30 CLS:PRINT@225,"IF INSTRUCTIONS ARE REQUIRED":PRINT@261,"PRESS Y (ELSE ANY K
EY)"
40 AS=INKEY$:IF AS="" THEN 40
45 IF AS="Y" THEN GOSUB 2230
50 CLS:INPUT"HOW MANY TO PLAY":NO
60 IF NO=0 OR NO>20 THEN 50
70 FOR X=1 TO NO
80 CLS:INPUT"GIVE YOUR NAMES":NAME$(X)
85 IF LEN(NAME$(X))>7 THEN CLS:PRINT"TOO MANY LETTERS. AGAIN PLEASE!":FOR Z=1 TO
1000:NEXT Z:GOTO80
90 NEXT X
100 FOR GI=1 TO 13
101 FOR C=1 TO NO
110 CLS4:FOR X=1 TO 100:PRINT@230,NAME$(C):"'S GO":NEXT X
120 FOR X=1 TO 500:NEXT X
125 P(1)=1:P(2)=1:P(3)=1:P(4)=1:P(5)=1
130 FOR AT=1 TO 3
150 FOR X=1 TO 5
160 IF P(X)=1 THEN D(X)=RND(6) ELSE 100
170 ON D(X) GOSUB 2300,2320,2340,2360,2380,2400
180 NEXT X
190 REM*DRAW BOARD
192 PHODE 4,1:SCREEN1,1:PCLS
193 DRAW"64C5BM10,10U2D4U2L2R4BM0,0R2L2D20R2BM20,0L2R2D20R2"
194 GET(0,0)-(20,20):R,G:GET(0,160)-(20,180):S,G
195 PCLS:COLOR 5,0
200 PUT(J,JJ)-(J+20,JJ+20):S,PSET:IF P(1)=1 THEN DRAW"SBM 4,84"+DICE*(1) ELSE D
RAW"BM 10,6 54"+DICE*(1)
210 IF P(2)=1 THEN DRAW"SBM 56,84"+DICE*(2) ELSE DRAW"BM 62,6 54"+DICE*(2)
220 IF P(3)=1 THEN DRAW"SBM 106,84"+DICE*(3) ELSE DRAW"BM 110,6 54"+DICE*(3)
230 IF P(4)=1 THEN DRAW"SBM154,84"+DICE*(4) ELSE DRAW"BM160,6 54"+DICE*(4)
231 P=PEEK(65280)
232 IF P=254 OR P=126 THEN SOUND190,2:GOTO300
240 IF P(5)=1 THEN DRAW"SBM204,84"+DICE*(5) ELSE DRAW"BM 210,6 54"+DICE*(5)
241 LINE(0,32)-(254,32):PSET
250 DRAW"34BM0,160 R100D30BM4,170R0D8L8DSU16D8F0BM14,170RSL0D8RL8D8R0BM20,170L4
BM34,170RSL0D8R0D0L8BM44,170D16U8R0U0D16BM54,170R0D16U8L8DSU16BM64,170D16U8E0G0F
0BM76,170R0L0D8R0L8D0R8"
260 DRAW"BM254,160L104D30BM170,170RSL0D8R0D0L8BM180,170R0L4D16BM194,170D160BM198,
170RSL0D16R0BM200,170D16U8E0G0F3"
270 J=JOYSTK(0):JJ=JOYSTK(1)

```

ILLUSTRATION: DORIAN CROSS

"HEY bud! Want to roll some dice with us? All you need is some dough and a lot of luck. I know me and my friends might look a bit rough — but we've all got hearts of gold — really! We'll even give you a few hints and tips on how to play before you join in. The professor here has written down a few notes that give you background to the game. You might even make a few quick bucks while you're at it. We won't mind you taking our money. We're a fair minded bunch. All you have to do is let us win it back again. OK? Now just cast your eye over the professor's notes ..."

Everything depends on the roll of a dice in this adaptation of the well known game Yahtzee. It is a dice game in which only certain combinations of dice score points. Once a combination has been used it cannot be scored again. The object is to score all 13 combinations and make as many points as possible. Five dice are thrown in-

iti
th
sa
Up
to
bi
pu
be
in
wh



```

271 J=J*9:JJ=J*4
272 IF J<36 THEN JJ=89
273 IF JJ>168 THEN JJ=168
274 IF J>234 THEN J=234
280 PUT(J,JJ)-(J+20,JJ+20),R,PSET
281 P=PEEK(65280)
290 IF P=254 OR P=126 THEN SOUND 190,2:GOTO300 ELSE 200
300 REM#CHECK JOYSTICK POSITIONS
310 IF J<18 AND JJ=0 AND J<=100 AND JJ=76 THEN P(1)=0:PCLS
320 IF J<72 AND JJ=45 AND JJ=76 AND J<=100 THEN P(2)=0:PCLS
330 IF J<117 AND JJ=99 AND J<=100 AND JJ=76 THEN P(3)=0:PCLS
340 IF J<171 AND JJ=144 AND JJ=76 AND J<=100 THEN P(4)=0:PCLS
350 IF J<216 AND JJ=198 AND JJ=76 AND J<=100 THEN P(5)=0:PCLS
360 IF J<100 AND JJ>=152 THEN 390
370 IF J>=144 AND JJ>=152 THEN 390
371 GOTO 200
380 NEXT AT
390 REM#SCORES
400 FOR X=1 TO 1000:NEXT X:SOUND 20,3
500 CLS
510 PRINT@0,"PLAYERS NAME:":NAME$(C)
520 PRINT@22,"SCORE:":TTAL$(C)
530 FOR X=32 TO 63:PRINT@X,CHR$(143+96):NEXT X
540 PRINT@66,"ONES (ADD ALL THE ONES)":IF SC(C,1)=1 THEN PRINT@64,"u"
555 PRINT@98,"TWOs (ADD ALL THE TWOs)":IF SC(C,2)=1 THEN PRINT@96,"u"
556 PRINT@130,"THREES (ADD ALL THE THREES)":IF SC(C,3)=1 THEN PRINT@120,"u"
557 PRINT@162,"FOURs (ADD ALL THE FOURs)":IF SC(C,4)=1 THEN PRINT@150,"u"
558 PRINT@194,"FIVES (ADD ALL THE FIVES)":IF SC(C,5)=1 THEN PRINT@182,"u"
559 PRINT@226,"SIXES (ADD ALL THE SIXES)":IF SC(C,6)=1 THEN PRINT@214,"u"
560 PRINT@258,"THREE OF A KIND(ALL THE DICE)":IF SC(C,7)=1 THEN PRINT@246,"u"
561 PRINT@290,"FOUR OF A KIND(ALL THE DICE)":IF SC(C,8)=1 THEN PRINT@278,"u"
562 PRINT@322,"FULL HOUSE (SCORE 25)":IF SC(C,9)=1 THEN PRINT@310,"u"
563 PRINT@354,"LOW STRAIGHT (SCORE 30)":IF SC(C,10)=1 THEN PRINT@342,"u"
564 PRINT@386,"HIGH STRAIGHT (SCORE 40)":IF SC(C,11)=1 THEN PRINT@374,"u"
565 PRINT@418,"YAHTZEE (SCORE 50)":IF SC(C,12)=1 THEN PRINT@406,"u"
566 PRINT@450,"CHANCE (ADD ALL THE DICE)":IF SC(C,13)=1 THEN PRINT@438,"u"
570 J=JOYSTK(0):JJ=JOYSTK(1)
571 JJ=INT(JJ/4):IF JJ=15 THEN JJ=14 ELSE IF J<2 THEN JJ=2
572 PRINT@JJ*32+1,"E"
573 PRINT@JJ*32+30,"J"
574 P=PEEK(65280)
580 IF P=254 OR P=126 THEN SOUND 190,2:GOTO600 ELSE PRINT@JJ*32+1,CHR$(143):PRIN
T@JJ*32+30,CHR$(143):GOTO540
600 IF JJ=2 THEN CH=1
610 IF JJ=3 THEN CH=2
620 IF JJ=4 THEN CH=3
630 IF JJ=5 THEN CH=4
640 IF JJ=6 THEN CH=5
650 IF JJ=7 THEN CH=6
660 IF JJ=8 THEN CH=7
670 IF JJ=9 THEN CH=8
680 IF JJ=10 THEN CH=9
690 IF JJ=11 THEN CH=10

```

BY MARK KERSHAW

YAHTZEE

Runs on a Dragon 32 in 9K with one joystick

Initially and any, all or none of the dice may be thrown or saved on subsequent throws. Up to three throws are allowed to achieve any desired combination. One problem in computerising Yahtzee is the number of inputs needed for saving, throwing and deciding which combination to choose. It

would be easier in most cases to just throw the dice and forget the computer! The author has got round the problem beautifully by utilising the right joystick as cursor control. This clever trick has enabled hi-res displays of the dice and very easy inputs. All instructions are included.

Variables.

D(1)-D(5): array to store dice.
P(1)-P(5): array to save disc.
SC (C, CH): array to determine whether a player, C, has used a certain option, CH.
Name S (C): array to store names of players.
TTAI (C): array to store scores of each player.


```

700 IF JJ=12 THEN CH=11
710 IF JJ=13 THEN CH=12
720 IF JJ=14 THEN CH=13
730 IF SC(C,CH)=1 THEN 500
740 ON CH GOSUB 1010,1090,1170,1250,1320,1390,1460,1570,1670,1800,1990,2130,2180
750 FOR X=1 TO 500:NEXT X
760 NEXT C,G1
769 CLS0
770 PRINT@230,"results";CHR$(128);"comin9";CHR$(128);"soon";
780 PLAY"01"
790 FOR F=1 TO 3
800 PLAY"P10T10+T2L20FT2L20FT2L20FT2L20DT2L20FT2L20AP15T2L20FT2L20FT2L20FT2L20DT
2L20FT2L20DP15T2L20FT2L20FT2L20FT2L20DT2L20FT2L20AT2L20AET2L20B0+T2L20CO-T2L20AE
T2L20AT2L20FT2L20AT2L20F"
810 NEXT F
820 M=N0
830 F=0:FOR I=1 TO M-1
840 IF TTAL(I)>TTAL(I+1)THEN 860
850 B=TTAL(I):B$=NAME$(I):TTAL(I)=TTAL(I+1):NAME$(I)=NAME$(I+1):TTAL(I+1)=B:NAME
$(I+1)=B$:F=1
860 NEXT I:IF F=1 THEN M=M-1:GOTO 830
870 CLS:Y=98
880 FOR X=1 TO 9
890 PRINT@Y,X;" ",NAME$(X);:PRINT@Y+18,"SCORE:",TTAL(X);

```



```

900 Y=Y+32
910 NEXT X
920 PRINT@484,"PRESS Y FOR ANOTHER GO"
930 SCREEN 0,1
940 A$=INKEY$:IF A$<"Y" THEN 940
950 RUN
960 END
1000 REM*SUBROUTINES
1010 CO=1
1020 FOR X=1 TO 5
1030 IF D(X)=CO THEN TTAL=TTAL+1
1040 NEXT X
1050 TTAL(C)=TTAL(C)+TTAL
1060 SC(C,1)=1
1070 TTAL=0
1080 RETURN
1090 CO=2
1100 FOR X=1 TO 5
1110 IF D(X)=CO THEN TTAL=TTAL+2
1120 NEXT X
1130 TTAL(C)=TTAL(C)+TTAL
1140 SC(C,2)=1
1150 TTAL=0
1160 RETURN
1170 CO=3
1180 FOR X=1 TO 5
1190 IF D(X)=CO THEN TTAL=TTAL+3
1200 NEXT X
1210 SC(C,3)=1
1220 TTAL(C)=TTAL(C)+TTAL
1230 TTAL=0
1240 RETURN
1250 CO=4

```



```

1260 FOR X=1 TO 5
1270 IF D(X)=CO THEN TTAL=TTAL+4
1280 NEXT X
1290 SC(C,4)=1
1291 TTAL(C)=TTAL(C)+TTAL
1300 TTAL=0
1310 RETURN
1320 CO=5
1330 FOR X=1 TO 5
1340 IF D(X)=CO THEN TTAL=TTAL+5
1350 NEXT X
1360 SC(C,5)=1
1365 TTAL(C)=TTAL(C)+TTAL
1370 TTAL=0
1380 RETURN
1390 CO=6
1400 FOR X=1 TO 5
1410 IF D(X)=CO THEN TTAL=TTAL+6
1420 NEXT X
1425 TTAL(C)=TTAL(C)+TTAL
1430 SC(C,6)=1
1440 TTAL=0
1450 RETURN
1460 O=D(1):O1=D(2):O2=D(5):O4=0:O5=0:O6=0
1470 FOR X=1 TO 5
1480 IF D(X)=0 THEN O4=O4+1
1490 IF D(X)=01 THEN O5=O5+1
1500 IF D(X)=02 THEN O6=O6+1
1510 NEXT X
1520 IF O4=3 OR O5=3 OR O6=3 THEN TTAL=D(1)+D(2)+D(3)+D(4)+D(5)ELSE TTAL=0
1530 TTAL(C)=TTAL(C)+TTAL
1540 TTAL=0
1550 SC(C,7)=1
1560 RETURN
1570 O=D(1):O2=D(5):O4=0:O5=0
1580 FOR X=1 TO 5
1590 IF D(X)=0 THEN O4=O4+1
1600 IF D(X)=02 THEN O5=O5+1
1610 NEXT X
1620 IF O4=4 OR O5=4 THEN TTAL=D(1)+D(2)+D(3)+D(4)+D(5) ELSE TTAL=0

```




```

1630 TTAL(C)=TTAL(C)+TTAL
1640 SC(C,8)=1
1650 TTAL=0
1660 RETURN
1670 COUNT=0
1680 FOR X=1 TO 5
1690 IF D(X)>ODER THEN ODER=D(X)
1700 NEXT X
1710 FOR X=1 TO 5
1720 IF D(X)=ODER THEN D(X)=0
1730 NEXT X
1740 COUNT=COUNT+1:IF COUNT=2 THEN 1750 ELSE ODER=0:GOTO1680
1750 IF D(1)=D(2) AND D(2)=D(3) AND D(4)=D(5) THEN TTAL=25 ELSE TTAL=0
1760 TTAL(C)=TTAL(C)+TTAL
1770 SC(C,9)=1
1780 TTAL=0
1790 RETURN
1800 CU=1:D=1
1810 G=D(1):E=D(2)
1820 FOR X=1 TO 5
1830 IF D(X)<G THEN G=D(X)
1840 IF D(X)>E THEN E=D(X)
1850 NEXT X
1860 FOR X=1 TO 5
1870 IF D(X)=G+CU THEN 1890
1880 NEXT:GOTO1900
1890 CU=CU+1:IF CU=4 THEN 1940 ELSE 1860
1900 FOR X=1 TO 5
1910 IF D(X)=E-D THEN 1930
1920 NEXT X:TTAL=0:GOTO1950
1930 D=D+1:IF D=4 THEN 1940 ELSE 1900
1940 TTAL=30
1950 SC(C,10)=1
1960 TTAL(C)=TTAL(C)+TTAL
1970 TTAL=0:CU=0:D=0:E=0:G=0
1980 RETURN
1990 CU=1
2000 FOR X=1 TO 5
2010 G=D(1)
2020 IF D(X)<G THEN G=D(X)
2030 NEXT X
2040 FOR X=1 TO 5
2050 IF D(X)=G+CU THEN GOTO 2060
2060 NEXT X:TTAL=0:GOTO2080
2070 CU=CU+1:IF CU=5 THEN 2070 ELSE 2030
2080 TTAL=40
2090 TTAL(C)=TTAL(C)+TTAL
2100 SC(C,11)=1
2110 TTAL=0
2120 CU=0:G=0
2130 RETURN
2140 IF D(1)=D(2) AND D(2)=D(3) AND D(3)=D(4) AND D(4)=D(5) THEN TTAL=50
2150 ELSE TTAL=0
2160 TTAL(C)=TTAL(C)+TTAL
2170 SC(C,12)=1

```



```

2160 TTAL=0
2170 RETURN
2180 TTAL=D(1)+D(2)+D(3)+D(4)+D(5)
2190 TTAL(C)=TTAL(C)+TTAL
2200 SC(C,13)=1
2210 TTAL=0
2220 RETURN
2230 REM*INSTRUCTIONS
2240 CLS:PRINT"yahtzee IS AN ADAPTATION OF THE POPULAR BOARD GAME.IT DIFFERS VER
Y LITTLE FROM THE ORIGINAL"
2241 PRINT@484,"(PRESS ANY KEY TO CONTINUE)"
2242 SCREEN 0,1
2243 A$=INKEY$:IF A$="" THEN 2243
2245 CLS:PRINT"THE IDEA OF THE GAME IS VERY LOGICAL.JUST MANOEUVRE THE JOYSTICK
INTO A SUITABLE POSITION AND PRESS THE FIRE BUTTON .TO SAVE A DICE SIMPLY POSITI
ON THE JOYSTICKOVER THE DICE AND FIRE"
2246 PRINT@484,"(PRESS ANY KEY TO CONTINUE)"
2247 SCREEN 0,1
2248 A$=INKEY$:IF A$="" THEN 2248
2260 CLS:PRINT:PRINT:PRINT"u-A USED COMBINATION":PRINT:PRINT"YAHTZEE-5 DICE ALL
SAME NUMBER":PRINT:PRINT"FULL HOUSE-3 AND 2 DICE THE SAME":PRINT"HIGH STRAIGHT-AL
L ON A RUN":PRINT:PRINT"LOW STRAIGHT-4(OR MORE) ON A RUN"
2270 PRINT@484,"(PRESS ANY KEY TO CONTINUE)"
2280 SCREEN 0,1
2281 A$=INKEY$:IF A$="" THEN 2281
2290 RETURN
2300 DICE$(X)="BM-0,-0R0R14D14L14U13BM+6,+6R0R1G1R1"
2310 RETURN
2320 DICE$(X)="BM-0,-0R0R14D14L14U13BM+2,+5R0R1G1R1BM+8,-1R0R1G1R1"
2330 RETURN
2340 DICE$(X)="BM-0,-0R0R14D14L14U13BM+11,+1R0R1G1R1BM-5,+3R0R1G1R1BM-6,+4R0R1G1
R1"
2350 RETURN
2360 DICE$(X)="BM-0,-0R0R14D14L14U13BM+2,+1R0R1G1R1BM+8,-1R0R1G1R1BM-10,+8R0R1G1
BM+8,-1R0R1G1R1"
2370 RETURN
2380 DICE$(X)="BM-0,-0R0R14D14L14U13BM+2,+1R0R1G1R1BM+8,-1R0R1G1R1BM-10,+8R0R1G1
BM-5,+4R0R1G1R1BM+8,-1R0R1G1R1"
2390 RETURN
2400 DICE$(X)="BM-0,-0R0R14D14L14U13BM+2,+1R0R1G1R1BM+8,-1R0R1G1R1BM-10,+4R0R1G1
R1BM+8,-1R0R1G1R1BM-10,+3R0R1G1R1BM+8,-1R0R1G1R1"
2410 RETURN

```


BEAT IT

**Tips for
tackling top
games
by Eugene Lacey**

It's a well known video gamers' maxim that the tough ones are best.

Whilst agreeing with this wholeheartedly there is always a time in every gamer's life when a little assistance, or hint, is more than welcome.

The C&VG review team have been busy over the last few months playing their way to the bitter end of some of the toughest games you can get for the popular video games systems.

Here are their reports, hints and tips for scoring highly on some of the toughest games around.

PITFALL — FUN IN THE JUNGLE!

Pitfall was one of the smash hits of 1983 and voted Game of the Year at the Consumer Electronics Show — which is America's Chelsea Flower Show of video games, where all the major manufacturers show off their prize exhibits.

Pitfall Harry's Jungle Adventure takes you on a perilous search for the lost treasure of Enarc.

On your search you will encounter many dangers in the shape of crocodiles, snakes, scorpions, logs, and disappearing lakes.

You have just three lives and twenty minutes to locate all the Treasures of Enarc.

Control of Harry is simple. All you do is push the joystick in the direction you want him to move — right, left, or up and down the ladders that connect the two floors. Pressing the fire button makes Harry jump — which is the way he avoids obstacles.

The nasties have different strengths and some of them are easier to avoid than others. Generally — timing is the key to overcoming all of these obstacles, time your run and leap to the split second to get over them.

The other general tip is to keep a record of the screens that you visit, try to memorise them and note down all the obstacles that appear on each screen.

The first screen is easy, simply skip Harry across a stationary log and one hole and you are on your way to the next screen.

The first major hazard appears on screen three in the shape of a bog. Hop on to the vine — timing your leap carefully — and jump again as soon as you land on the far side of the bog to clear the log rolling towards you.

Toughest of all the jungle adversaries are the crocs. The only way to get across a croc infested lake is to use their heads as stepping stones. There are two ways to deal with the crocs — the slow safe way, and the fast risky way.

For the more cautious of you there is a safe spot at the back of each crocs head where you are out of reach of those snapping jaws.

Daredevils may wish to attempt the fast method — time your jump so that Harry's last footstep on land takes place just as the crocodiles mouths begin to close. If your timing is sharp enough you should be able to clear all three crocs in three quick hops.

A couple of easy obstacles follow the crocodiles and it is not until screen seven that you come across your first piece of treasure.

To claim the gold bar you must successfully negotiate a disappearing bog. The secret of getting past this obstacle is to position Harry in the space between the second number and the colon on the timer. When the bog begins to disappear make a dash to the right. This strategy is the best one to adopt for all disappearing bogs on other screens.

These tips if learnt thoroughly should enable you to deal with all the obstacles you encounter in the following screens.

For real speed in Pitfall you will have to learn when and where to use the underground tunnels. These take you through the jungle faster but be careful not to miss out on the treasure as well as the obstacles.

QUEST FOR THE RINGS

Quest for the Rings represented a totally new concept in games when it was launched last year.

The first ever board game come video game all in one. The theme is very Tolkienesque with demons, dragons, hidden rings, and strange powers.

The idea of the game is to find the 10 rings that have been hidden by the Ringmaster. Two people can play as a team against the forces of evil or there is also a single player version of the game.

The video part of the game is basically a maze chase affair. The various screens for this action are selected by pressing the keys on the overlay giving you variously; The Dungeons, The Crystal Caverns, The Shifting Halls, and the Infernal Infernos.

Matching of partners is the key to success in the Quest. Pick partners that work well together, one to deal with the enemy, the other to dart in and grab the rings.

You can choose to be a Wizard, Phantom, Changeling or an Alien.

Each has different powers. The Warrior is armed with "Theor's Sword" which can slay adversaries that come at you on a horizontal plane only. The sword is useless if the creatures attack from above or below.

Wizards can cast spells which have the effect of temporarily immobilising enemies.

Phantoms can walk through walls and Changelings can become invisible altogether though both only move at half speed when in this state. Practising each of the four roles is the key to mastering Quest for the Rings, on the Philips G7000.

BURGERTIME — FAST FOOD!

Of all the food games that have appeared since Pacman, Burgertime must surely be the best.

It's fast food at its quickest as you score points in an attempt to assemble four hamburgers before the peppers, eggs and sausages catch you.

Burgertime is a master strategy maze game. You have to plan your route very carefully. Unlike Pacman you cannot go on long sweeping runs gobbling dots — as in this game it's not just simple dots and slow ghosts that are out to get you. Those pickles are really mean and the only defence you have against them is a limited supply of pepper.

Extra pepper can be earned by catching the tankards of beer and cartons of french fries that appear periodically.

The secret of success in Burgertime is to get the pickles to follow you, position them under a burger, lettuce leaf and bun and then splat — drop the morsel on their heads and send it crushing to the ground.

One tip for dealing with fried eggs is to turn and walk away from them once they have been peppered — don't walk through the points that appear, as this will cause the eggs to reappear.

As you move your way up through the screens the layout of the burgers gets more complex and you will need to think even harder about the route to take.

One of the most difficult parts of Burgertime is learning to control the chef with the disc controller and it may pay off to spend an afternoon just steering the character around the screen to practice tight cornering.

Go — gorge yourself.

RAIDERS OF THE LOST ARK

It's just too damn tough was many a gamers comment on Howard Warsaw's adaptation of the Stephen Spielberg blockbuster — *Raiders of the Lost Ark*.

The 13 screen of action with their assorted challenges had many of you stumped.

If you were one of those people, then help is at hand. But if you want the satisfaction of getting there for yourself then turn the page right now.

You are Indiana Jones — the hero of the game and you are in search of the Lost Ark of the Covenant.

The game begins in the entrance room which shows you, a snake, and the famous whip. Pick up the snake and dash down screen to the market place before the snake gets you.

Once in the market place you must now assemble the items you will need for your adventure.

Items are picked up by moving Indy around the screen and simply touching the item you want. Get the magic bullet first as this will give you immunity from the snakes. Also pick up a grenade, a key, and an eyepiece.

Once these items are registered at the foot of the screen you are ready to enter the Temple of the Ancients. To do this you must blast a hole in the side of the entrance room with your grenade.

This needs to be a quick, clinical operation as once you have selected the grenade you have lost immunity from the snakes.

You will also have to remember to dart back to the

market place before the explosion takes place otherwise you will be blown to bits as well.

Pick up the timepiece in the Temple of the Ancients and head straight for the Blue Room — also known as the Room of the Shining Light. You will now find yourself trapped in one of the cells at the bottom of this room. This is your first opportunity to select the whip and blast a hole — Breakout style — in the wall of the cell.

Once you have escaped make a dash to the right towards the Treasure Room. Items to pick up here are many and the Egyptian Ankh — persistence is required to win the latter as the Gods are reluctant to part with such a valuable item easily.

You should now have in your possession the Ankh, two bags of money, the time piece, and the eyepiece. Go back to the Blue Room and get yourself trapped in one of the cells. Select the Ankh, press the button, and hey presto you are teleported to the Mesa Field.

From the Mesa you must find your way into the Map Room. The map will appear at the centre of the screen. Centre yourself on the map and move the selector dot to the timepiece and press the joystick fire button.

This will make the clock appear. Just before the hands of the clock are vertical select the eyepiece.

The sun will now flood in and if you look carefully through the eyepiece at the map you will be able to see a tiny flashing dot — in one of the mesas — this is the location of the Lost Ark of the Covenant.

So now you know where it is the next step is to go to the Black Market and buy a shovel which you will need for the dig.

Take the right exit from the Black Market and head for the Treasure Room — you will now need to recover the Ankh to take you back to the Mesa Field, and two more bags of money to buy a parachute.

Use the parachute to arrive in the Mesa — you are now very close to finding the Ark and to give you further help would only spoil the last most exciting scene of the game. Go to it Indy.

CENTIPEDE — INSECT ATTACK!

Fun in a mushroom field can mean only one thing to video gamers — Centipede.

This arcade game caused a real wow in the arcades as it was the first game to demonstrate the full potential of trackball controllers.

The key to success in Centipede is to fire quickly and fire accurately.

Beware of low lying mushrooms as the Centipede moves down a row when it collides with a mushroom.

The secret is to clear just the right number of mushrooms — don't clear all of them as if you do fleas will begin to appear. You must learn to look at mushroom configurations and act accordingly. If a formation of mushrooms is enabling the Centipede to fall rapidly through a certain part of the screen blast them away to slow it down.

Not all mushroom formations are dangerous — some of them can actually be a bonus. The best example of this is the funnel formation in which the Centipede has to travel through a tunnel of mushrooms to advance down screen. If you position blaster in just the right position at the foot of the funnel you can completely annihilate the Cen-

tipede which is helpless to dodge your fire.


Large scores can only be picked up by blasting the spiders that drop out at you every so often — to score really highly let them get quite near to you before you let fire.

This policy can be a bit hairy in the later stages of the game when the action is much faster.

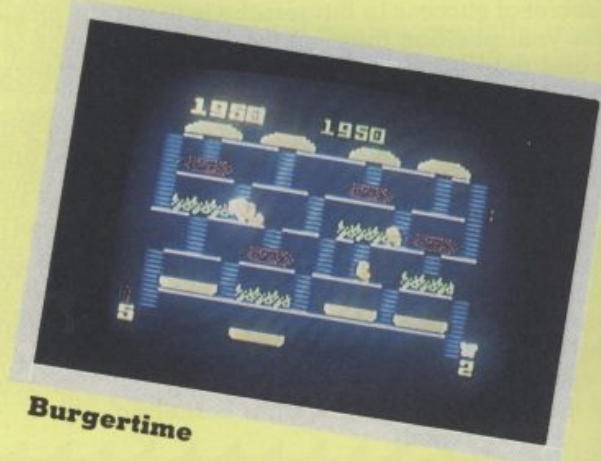
Centipede is a game of priorities — always pursue the highest point scoring possibility on the screen at any given time. Go for all the spiders, scorpions, and try to shoot the heads off the Centipedes.

One tip for getting Centipedes that are near to the bottom of the screen is to position yourself at the very bottom of the screen with one mushroom one row above you — when the centipede head comes in between let fire with all you've got — the rapid fire created by the mushroom and Centipede sandwich will enable you to blast the whole thing segment by segment till it is completely dead.

Be adventurous, take risks, and assert yourself.




Quest for the Rings



Burgertime



Raiders of the Lost Ark



Centipede



Demon Attack

DEMON ATTACK — TOUGH ALIENS

Demon Attack is arguably the toughest shoot 'em up game available for the VCS.

No less than 84 waves of aliens are queueing up in this cartridge to attack your laser base.

This is the hybrid of two arcade games — space invaders and Phoenix, though unlike the official Atari Phoenix does not have the home base.

The basic strategy is similar to invaders — slide and shoot.

Keep constantly on the move thus preventing the aliens from cornering you.

Pick off the low flying aliens first. If you kill these you may notice that the higher aliens flap around the screen harmlessly without firing back. You can now pick these off at your leisure.

There are 10 game options in Demon Attack. You can choose one or two players, regular or advanced aliens, and whether or not to have guided missiles.

If you are playing the guided missile variation, be reminded that the laser base moves together with the missile so you must be careful not to guide your base into an oncoming missile as you pick off the aliens.

Speed and good hand-eye co-ordination are crucial to success in Demon Attack.

SOFTTEK

Masters of The Game

Monsters in Hell
SPECTRUM



Ostron
SPECTRUM



Firebirds
SPECTRUM




Robon
SPECTRUM



Megapede
SPECTRUM



Repulsar
SPECTRUM



Galaxians
ORIC



Monsters
DRAGON 32



WATCH THIS SPACE
Games for
SPECTRUM
ORIC
DRAGON
BBC
CBM 64
Coming Soon

Super Meteors
ORIC



Softek software for the Spectrum, Dragon and Oric should be available in most major outlets such as W. H. Smith, Lasky's, Spectrum and selected branches of Menzies as well as through our nationwide dealer network. Alternatively fill out this coupon and we'll rush you your Softek game by return of post!

All Softek software comes with a perpetual guarantee. Should it ever fail to load return it for a replacement. If the tape shows signs of physical damage then please enclose £1.50 to cover costs.



SOFTTEK SOFTWARE
12/13 HENRIETTA STREET, LONDON WC2
Tel: 01-240 1422

SPECTRUM GAMES:

- ☐ £5.95 OSTRON
- ☐ £5.95 FIREBIRDS
- ☐ £5.95 ROBON
- ☐ £5.95 REPULSAR
- ☐ £5.95 MEGAPEDE
- ☐ £5.95 MONSTERS IN HELL

ORIC GAMES:

- ☐ £6.95 GALAXIANS
- ☐ £6.95 SUPER METEORS
- ☐ £6.95 DRAGON 32: MONSTERS

PLEASE SEND ME A CATALOGUE ☐
PLEASE SEND ME DETAILS OF 'SOFSYS' YOUR HIGHLY ACCLAIMED UTILITIES FOR THE SPECTRUM ☐

NAME
ADDRESS

Please send me the games as ticked

Total cheque/P.O. enclosed £ payable to 'SOFTTEK'

SOFTTEK SOFTWARE
12/13 HENRIETTA STREET, LONDON WC2

3D MAZE

BY STEPHEN GODFREY

RUNS ON A TI 99/4a in 16K

The baffling corridors of mazes seem to have a certain strange fascination for our readers. Maze games have become firm favourites with you funny people out there! So by public demand we bring you more mind-boggling frustration.

Stephen Godfrey took a look at the /3D Maze game we printed for the Sharp MZ-80k in our Book of Games earlier this year and came up with a conversion for the TI 99/4a.

All you have to do is find your way through the maze and discover the exit. Sounds simple, but just try it!


You'll soon be tearing your hair in great

big lumps — we guarantee it! But never mind Stephen has come up with a cure for premature baldness.

Stephen has also included an ingenious "cheat" command — but you'll have to play the game to find out just what that does for you. Other, more standard controls, are; "L" for left, "R" for right, "M" to move forward and "F" to turn 180 degrees.

Program notes

To make your life easier type in lines 14 to 27 first and RUN. Then substitute the characters shown below — where they occur — with the given keystroke. (Note: This will be different if you have a TI 99/4.)



```
1 CALL CLEAR
2 PRINT : "3-D MAZE FOR TEXAS TI9
9/4(A)"
3 PRINT : "BY STEPHEN GODFREY"
4 PRINT : "ADAPTED FROM 3-D MAZE
BY"
5 PRINT : "MATTHEW BLAKSTAD IN TH
E"
6 PRINT : "'BOOK OF GAMES' FREE W
ITH"
7 PRINT : "FEBRUARY 1983 C &/V.G.
"
8 PRINT : "PRESS ANY KEY"
9 CALL KEY(O,K,S):: IF NOT S THE
N 9 ELSE CALL CLEAR
10 PRINT "YOU HAVE TO FIND YOUR
```





Illustration: Terry Rogers.

WAY": "OUT OF A MAZE. YOU ARE G
IVEN": "A 3-D VIEW OF THE MAZE
FROM": "THE POINT WHERE YOU STA
ND."

11 PRINT "YOUR CONTROLS ARE:"
: "L - TURN LEFT": "R - TURN R
IGHT": "F - TURN 180 DEGREES":
: "M - MOVE FORWARD": "C - CHEAT
(ONLY 5 ALLOWED!)"

12 PRINT "PRESS ANY KEY"
13 CALL KEY(O,K,S):: IF NOT S TH
EN 13

14 DATA FFFFFFFFFFFFFFFF
15 DATA 8040201008040201
16 DATA 0102040810204080
17 DATA 00000000000000FF

```

18 DATA FF00000000000000
19 DATA 8080808080808080
20 DATA 0101010101010101
21 DATA 80808080808080FF
22 DATA FF01010101010101
23 DATA FF80808080808080
24 DATA 01010101010101FF
25 DATA 1,133,232,298,20,144,237
,299
26 DATA 20,12,6,2,2,3,5,7
27 FOR T=1 TO 11 :: READ D$ :: C
ALL CHAR(127+T,D$):: NEXT T
28 CALL CHAR(120,"383810FE103844
82")
29 CALL CHAR(121,"001112D4F8D412
11")
30 CALL CHAR(122,"82443810FE1038
38")
31 CALL CHAR(123,"88482B1F2B4888
00")
32 CALL CLEAR :: CALL SCREEN(1)
33 PRINT "\
34 PRINT " \
35 PRINT " 3-D MAZE \
36 PRINT " ===== \
37 PRINT " \
38 PRINT " \
39 PRINT " \
40 PRINT " \
41 PRINT " \
42 PRINT " \
43 PRINT " \
44 PRINT " \
45 PRINT " \
46 PRINT " \
47 PRINT " \
48 PRINT " \
49 PRINT " \
50 PRINT " \
51 PRINT " \
52 PRINT "/PLEASE WAIT.....\"
54 FOR T=1 TO 14 :: CALL COLOR(T
,16,1):: NEXT T
55 DIM CL(2,4):: FOR I=1 TO 2 ::
FOR J=1 TO 4 :: READ CL(I,J)::
NEXT J :: NEXT I
56 RANDOMIZE
57 LI=6+INT(RND*5):: LJ=6+INT(RN
D*5):: DIR=INT(RND*4)+1 :: DD=DI
R :: CI=LI :: CJ=11-LJ
58 DIM DW(4):: FOR I=1 TO 4 :: R
EAD DW(I):: NEXT I
59 DIM DL(2,2):: DL(1,1)=129 ::
DL(1,2)=130 :: DL(2,1)=130 :: DL
(2,2)=129
60 DIM VL(2):: VL(1)=134 :: VL(2
)=133
61 DIM DR(4):: FOR I=1 TO 4 :: R

```



```

EAD DR(I):: NEXT I
62 CALL COLOR(0,16,1)
63 DISPLAY AT(23,2)SIZE(18):"SEL
ECT MAZE(1-3):": ACCEPT AT(23,
19)SIZE(1)BEEP,VALIDATE(DIGIT):M
Z :: IF MZ<1 OR MZ>3 THEN 63
64 IF MZ=1 THEN RESTORE 204 ELSE
IF MZ=2 THEN RESTORE 214 ELSE R
ESTORE 224
65 DIM MS(10,10):: FOR I=1 TO 10
:: FOR J=1 TO 10 :: READ MS(I,J
):: NEXT J :: NEXT I
66 CALL CLEAR
67 TI=LI :: TJ=LJ :: FOR CA=1 TO
4
68 FOR SD=1 TO 2
69 DV=DIR+(3-2*SD):: IF DV=0 THE
N DV=4
70 IF DV=5 THEN DV=1
71 TV=MS(TI,TJ)/DR(DV)
72 IF INT(TV)<>TV THEN 119
73 FOR I=CL(SD,CA)TO CL(SD,CA)+(
35-2*SD)*(4-CA)STEP (35-2*SD)::
CALL POKE(I,DL(SD,1)):: NEXT I
74 IF CA=4 THEN I=CL(SD,CA)+32 :
: GOTO 76
75 TV=I+(SD*2-3):: E=0 :: FOR I=
TV TO TV+32*(DW(CA)-2*(4-CA)-3)S
TEP 32 :: E=E+1 :: NEXT I :: Y=I
NT(TV/32)+1 :: X=TV-INT(TV/32)*3
2+1 :: CALL VCHAR(Y,X,VL(SD),E)
76 TV=I :: FOR I=TV TO TV+(29+2*
SD)*(4-CA)STEP (29+2*SD):: CALL
POKE(I,DL(SD,2)):: NEXT I
77 E=0 :: X=CL(SD,CA)+(2*SD-3)::
FOR I=X TO CL(SD,CA)+(2*SD-3)+3
2*(DW(CA)-32)STEP 32 :: E=E+1 ::
NEXT I :: Y=INT(X/32)+1 :: X=X-I
NT(X/32)*32+1 :: CALL VCHAR(Y,X,
VL(SD),E)
78 NEXT SD
79 IF CA=4 THEN 86
80 TV=MS(TI,TJ)/DR(DIR)
81 IF INT(TV)=TV THEN 114
82 IF DIR=1 THEN TI=TI-1 :: IF T
I=0 THEN CALL POKE(CL(1,4),69)::
GOTO 87
83 IF DIR=2 THEN TJ=TJ+1
84 IF DIR=3 THEN TI=TI+1
85 IF DIR=4 THEN TJ=TJ-1
86 NEXT CA
87 CALL COLOR(13,16,1,14,16,1)
88 CALL KEY(0,K,S):: IF NOT S TH
EN 88
89 A$=CHR$(K)
90 IF A$="L" THEN TN=1
91 IF A$="R" THEN TN=-1
92 IF A$="F" THEN TN=2

```




```

93 IF A$="M" THEN 101
94 IF A$="C" THEN CC=CC+1 :: IF
CC>5 THEN 88 ELSE TN=3
95 IF TN=0 THEN 88
96 IF TN<3 THEN 98
97 ON MZ GOSUB 132,156,180 :: CA
LL POKE(-31+64*LI+2*(11-LJ),119+
DIR):: CALL COLOR(13,16,1,14,16,
1):: FOR T=1 TO 2000 :: NEXT T :
: GOTO 100
98 DIR=DIR+TN :: IF DIR=0 THEN D
IR=4
99 IF DIR>4 THEN DIR=DIR-4
100 TN=0 :: CALL CLEAR :: GOTO 6
7
101 IF MS(LI,LJ)/DR(DIR)=INT(MS(
LI,LJ)/DR(DIR))THEN CALL SOUND(4
00,262,0):: DISPLAY AT(12,5)SIZE
(10)BEEP:"HIT WALL !" :: GOTO 88
102 IF DIR=1 THEN LI=LI-1 :: IF
LI=0 THEN 107
103 IF DIR=2 THEN LJ=LJ+1
104 IF DIR=3 THEN LI=LI+1
105 IF DIR=4 THEN LJ=LJ-1
106 GOTO 100
107 CALL SOUND(3000,262,0,330,0,
523,0)
108 CALL SOUND(1,262,0,330,0,523
,0)
109 CALL CLEAR :: PRINT "CONGRA
TULATIONS!!"
110 PRINT
111 PRINT "YOU HAVE FOUND THE EX
IT!"
112 PRINT
113 INPUT "ANOTHER GO?":G$ :: IF
G$="N" THEN END ELSE IF G$="Y"
THEN RUN ELSE 113
114 C1=CL(1,CA)+(5-CA)*33 :: C2=

```


LICENSED TO THRILL



Licensing video games is a marketing man's dream. Theory and imagination meet head on as the most unlikely titles, characters, and products are "tied up" at enormous cost to be converted into home video games.

It all started with arcade games. It was an obvious step for the home video games manufacturers to license the title of a popular arcade game and convert it for home use.

Gamers now take for granted that successful arcade titles will eventually be converted for the home systems. But just five years ago it was thought very innovative when Atari introduced home versions of Space Invaders and Breakout for home use.

Now any arcade game which produces the slightest tremour of popularity in the arcades is leapt on by the large firms license-hunters.

Many games are tied up even before they go into the arcades, just in case they are hits.

Licensing has been the salvation of the arcade game manufacturers many of whom receive millions of pounds for their games.

Of course this has its bad side as well as its good side and many people in the arcade business believe that quick conversions to the home are killing the revenues of the arcade proprietors.

Whatever the effects on the arcade industry these games are key targets for the home game manufacturers.

Parker Brothers spent four million dollars each to get Popeye, Q*bert and Tutankham and expect to have to pay at least this in the future for good titles.

Colecovision could not quote an exact figure for licensing arcade games because the deals they make are usually for more than one game. One thing is certain though — with two of the hottest titles of the year in the shape of Zaxxon and Donkey Kong the sums involved would, as with Parker Brothers, be

How your favourite heroes are turned into your favourite games.

By Eugene Lacey

measured in at least six figures.

Atari are in a slightly more favourable position than some of their competitors as they have their own arcade division.

This means that they already own the rights to several hit games, Centipede, Pole Position, and Xevious to name but three.

Fortunes are made on the rights to arcade games but even larger fortunes are made on the rights to films.

Mattel Electronics were the first company to produce a home video game based on a popular film release — with their Tron games for the Intellivision.

Their deal with Walt Disney also enables them to produce games based on some of the Disney cartoon characters.

Atari followed into films in a big way last year with a 25 million dollar deal with Stephen Spielberg which enabled them to produce both **ET** and **Raiders of the Lost Ark** games for the V.C.S.

The list of game-of-the-film titles is now a larger category than sports simulations.

Like all so-called comprehensive lists I've probably left something out. However, here are all the video games, some of which are not available in the UK, based on feature films.

ET, Raiders of the Lost Ark, Jedi Arena, Return of the Jedi, The Empire Strikes Back, Superman, Spiderman, M.A.S.H., Tron — Deadly Discs, Tron — Maze-a-Tron, Tron — Solar Sailor, Buck Rogers,

China Syndrome and James Bond 007.

Before you read this there will probably be half a dozen other films announced for the video games treatment.

Although several films have now been converted by far and away the most expensive must surely be the Star War games.

The exact details of Parker Brothers deal with George Lucas, the director of the Star War films, is not known. We do know that Parker Brothers have the rights to produce all sorts of games and toys based on the films.

There will be dozens of Star Wars toys in the shops this Christmas from large plastic Millenium Falcons, models of R2-D2, C3-PO and Chewy and the video games — of which Parker already have three, with one more in the pipeline.

Unlike Spielberg, who received his money "up front" from Atari, Lucas earns a percentage of the profits of all the Star Wars toys.

Blockbuster films are by no means the only areas being looked at by the game license hunters.

Anything which has popular awareness, particularly among young people, can be turned into a game.

The Americans band Journey recently became the first pop group to have their own video game and are likely to be followed by Devo as number two. Come on Duran Duran let's have the first British group's video game.

Television programmes are also being looked at and in America a firm recently advertised a Dukes of Hazard game, which should just beat Atari's Muppets game on to the shelves.

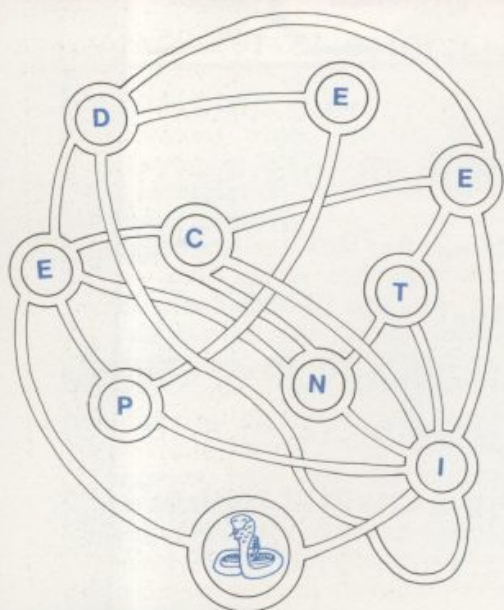
We have probably not even scratched the surface of video and computer game licenses.

One clue to what to expect in the future is a game recently gone on sale in America with the charmingly ridiculous name of Attack of the Beef Steak Tomatoes.

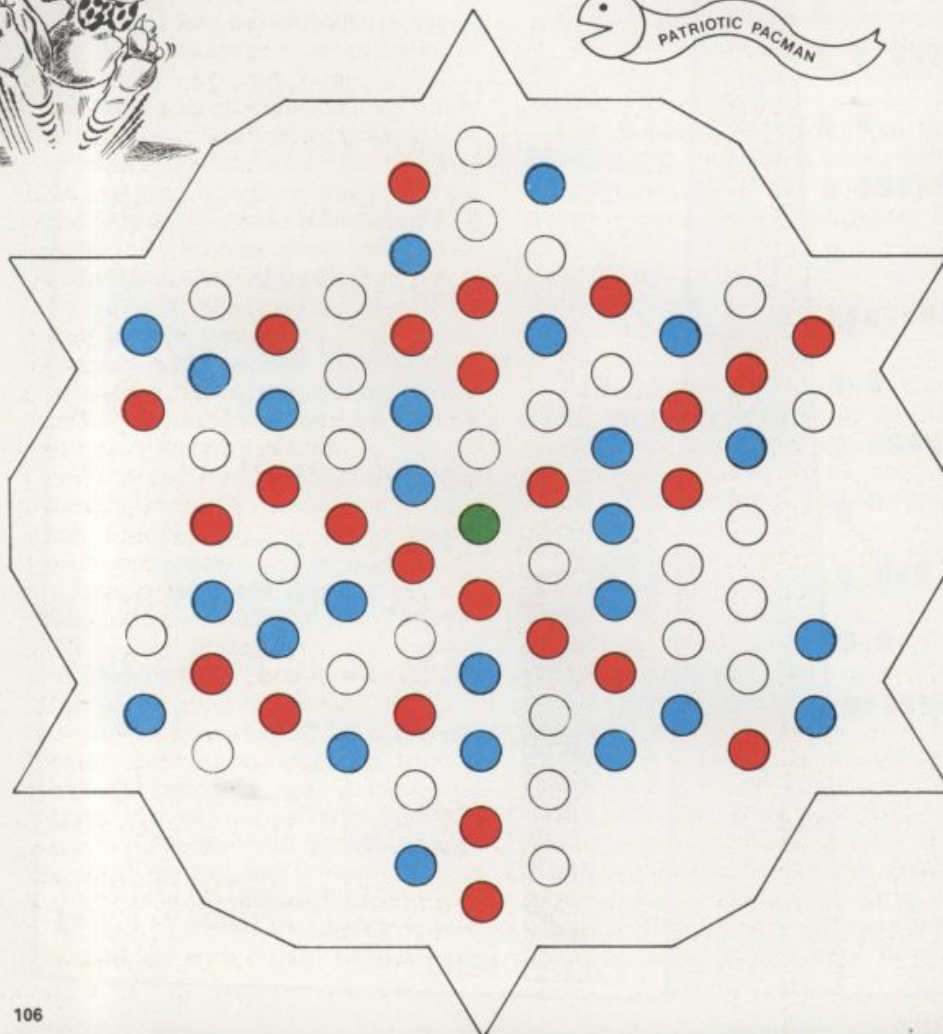
PUZZLING

SNACKBITE

Cyril, the word-eating snake, takes his daily meal by leaving his lair and wandering along the tunnels which connect the chambers of his den. At each chamber he takes a bite



1	I				
2			E		
3					
4		I			
5					E
6					
7					
8				I	
9	E				
10					
11				E	



at a letter and he is so intelligent that his path always forms words.

He cannot turn round in a tunnel and will not visit the same chamber more than once in any one word.

What puts his I.Q. way above that of his fellow computer asps is that the last letter of one word is also the first letter of the next.

Can you find the eleven words which he makes before returning to his sleeping quarters?

PATRIOTIC PACMAN

It is only right and proper that P****E W*****'s first toddler micro should be accompanied by software of a regal and loyal nature.

In his version of Munchyman, the dots are coloured Red, White and Blue and the patriotic little gobbler always eats the dots in that order, Blue being followed by Red again and so on.

Once a dot has been visited it cannot be used or passed through again and the task is to consume as many dots as possible before becoming stuck.

From any dot you can only move to a **neighbouring** dot — i.e. one you can reach without passing between two other dots. Starting from the Green dot at the centre, just what is the longest path you can find?

For family fun, place a piece of tracing or thin paper over our picture and draw on that, then everyone can have a turn.

PUZZLING SOLUTIONS
ON PAGE 128



Computer and Video Games Yearbook

INTO THE FUTURE

what gaming's got in store
By Terry Pratt



Imagine your ideal game with graphics that leave nothing to the imagination.

It comes to your home where you sit alone but can play against other people sitting in their own living rooms.

It has stereo sound and the explosions actually rock your chair.

It may be science fiction at the moment but it will be happening very shortly. All of the technology is already here and it won't be long before someone packages a game which puts you on the inside with the action happening around you.

The most important development is laser disc games. The next generation of arcade games will feature laser disc technology with film action reacting to the player's movement and firing.

Already a game called Astron Belt is in UK arcades, showing what is possible on laser disc.

Astron Belt puts a computer graphic ship in front of a film background, which comes from a Japanese science fiction film. The background consists of planets, stars, alien ships and alien landscapes and when the computer registers a hit on an alien craft, the screen dissolves into a bright orange explosion.

The game has plenty of flaws but these should be corrected and improved as the manufacturers understand the medium better. The main problem with laser disc is interruption in the game action.

This is due to the speed at which the laser can search appropriate scenes and sounds called for by the player's response.

One way around the disc response time is to store the information in an efficient way so that it follows the

game's logical sequence. Another more expensive way is to use a double disc system so that one disc follows the current action while the second prepares for the player's next move, providing a "seamless" picture. A laser disc cabinet costs about £2,000 but it is easily re-usable with a new game disc.

Other examples of games using this technology are: Dragon's Lair and Eon and the Time Tunnel.

Dragon's Lair is a fully animated sword-and-sorcery cartoon with the player taking the part of Dirk the Daring. He swashbuckles through a castle loaded with scorpions, snakes, trapdoors and pools of fire.

Eon and the Time Tunnel is a similar fantasy theme but the player travels through a series of movie scenes featuring ominous Welsh castles and futuristic cities.

Astron Belt also features the vibration seat. A chair which shakes and vibrates in time with the action, so those explosions can really rock you to the core.

Another arcade breakthrough is in allowing players to take on each other as well as the computer. A Californian company, Simutron has just produced the Simulator game system which allows up to 16 players to interact on one tournament centre.

Each player is sat in a cubicle with up to four screens of action in front of him. The first game using this system is called: Star Trek: The Motion Picture (not to be confused with the

current Star Trek game going the rounds in arcades).

A player has four screens of information, showing tactical displays and laser disc film from the movie Star Trek. It has a hundred buttons, voice synthesis and stereo sound. If he wants to compete against a friend, the other players' ships appear on his screen as rebel fleets.

For the future they plan a sports simulation, a fantasy game and games based on other popular movies. The system can also be connected down a phoneline to other similar centres allowing a nationwide or even worldwide tournament.

In the U.S. they are already doing without the phones, using cables. The system is currently limited to a small audience served by PlayCable, a New York City-based firm, half-owned by Mattel. This winter will see the launch of the Games Network of Los Angeles and three other companies (including Atari) are exploring the possibilities.

PlayCable offers subscribers (\$15 a month) 20 video games which change every month. The system can only be used by owners of Mattel's Intellivision System and games are downloaded into the system in about 10 seconds.

Games Network will place a microcomputer in the subscribers home for \$50 (about £35) and then it's \$14 a month for 20 games, including some arcade hits.

It's all just around the corner.

METEOR ATTACK

BY PETER AND MARK WRIGHT

RUNS ON AN ATARI 400/800 IN 16k.

Your city is in danger. A heavy shower of meteors is heading your way from the depths of space. Take off in your space-chopper and blast the deadly rocks with short range missiles before they crash down on the gleaming spires and towers of the city. There are three skill levels built into this game which will test your speed and skill to the limit. Instructions are included in the program. Can you save the city?


```
1 REM METEOR ATTACK BY PETER AND MARK WR
2 IGH. OCTOBER 1982
3 OPEN #1,4,0,"K:"
4 GRAPHICS 1:SETCOLOR 2,12,6:SETCOLOR 0
5,0,10:SETCOLOR 4,7,6:SETCOLOR 3,3,8
6,15 ? #6;"meteor attack":POKE 752,1:POKE
656,1:POKE 657,8:" " BY PETER & MARK WRI
GHT "
20 HITCLR=53278:COLR2=706:COLL=53261:PLC
OLL=53254:GOTO 3000
30 EX=50:H=4:L=0:D=0:POKE HITCLR,0:Y=181
:POKE COLR2,56
35 POKE 704,220:FOR E=1 TO 5
40 POKE HITCLR,0:W=INT (RND (0)*143)+48:IF
W/8=INT (W/8) THEN 45
42 IF L=1 THEN GOSUB 50
43 GOTO 100
45 POKE 705,108:XM=XM-CC:POKE PLX1,XM:SO
UND 0,XM,8,12
52 IF PEEK (COLL)<>0 THEN POKE PLX1,0:POK
E PLX2,0:SOUND 0,0,0:SOUND 2,0,0,0:POP
:GOSUB 500:L=0:XM=187:POKE 705,118:POK
55 IF XM<48 THEN XM=187:POKE 705,118:POK
E PLX1,XM:L=0:SOUND 0,0,0,0
60 RETURN
```


Behind the quiet facade of suburban homes all over the country something strange is going on. In the quiet cul-de-sacs and peaceful tree-lined streets of towns and cities you'll find ordinary looking homes which hide a secret known only to a select few. Venturing into this secret world takes you on a nostalgic journey — but if the secret gets out then the residents of these houses may have already discovered the shape of things to come!

Keith Temple, who lives on the outskirts of London, near Croydon, is one of the

PINBALL CRAZY

**Tim Metcalfe finds
he isn't the only one.**



few. The back room of his house is an Aladdins' cave of arcade memorabilia — with pride of place given over to two veteran pinball machines. All bumpers, bells and bright lights these machines are Keith's pride and joy. Along with four other pins and a magnificent 50's style juke-box that is!

Keith is just one of the 300 or so members of the Pinball Owners' Association which has kept the art of playing the silver ball alive during the lean years of the video boom. Now the game which grew up with rock 'n' roll and the Cold War is coming of age in the era of synthesised pop and cruise missiles.

More and more people are turning to pinball as an alternative to hammering the Smart bomb button on

their favourite video game.

Keith is pleased to see pinball making a comeback and although he is a fan of the older machines is ready to admit the modern games are just as good. "The older machines are nice to play, but often the modern electronic pins are faster and give you a better game." Having said that his favourite pins are the "wooden-rail" machines from the 50's — so called because of the wooden strip along the sides of the cabinet.

Keith's love affair with pinball began when he was still at school in Lincolnshire. He used to nip down to the local cafe and rattle up a few high scores.

Several years later he was passing a shop in Croydon and saw a pin-table lan-

guishing in the window. "I thought to myself, I've got to have that!" Later, on his way home with a car full of old machinery he thought to himself: "What have I done!"

But he learned of the then recently formed Pinball Owners' Association and realised that he wasn't alone in his passion for pinball. He joined up — becoming one of the first members of the fledgling association — and since then has never looked back. He became the associations' Pinball Wizard at their annual convention in 1980, beating all-comers to that coveted prize.

Although Keith has six machines he is just an average pinball fanatic. Other members take their passion even further. Some have built special extensions to

their homes to take collections of pin-tables which often run into double figures. There's a family of pinball fans who have a house full of machines and there's a rumour that one member owns an amazing 200 pins!

But what attracts people like Keith to go to such lengths to preserve these old machines and encourage interest in them? "I suppose there's a certain amount of nostalgia attached to it. But really it's the 64,000 dollar question and very difficult to answer!"

Keith is an art-restorer by trade and lavishes the same care and attention on old pin-tables as he does on Victorian paintings.

Pinball has been thought of as primitive compared to the latest 3D stereo-sound video games. And admittedly many of the features you'll find on a modern pin date from the 30's and 40's. But pinball has made a bold step into the microchip age.

Electro-mechanical machines are things of the past — replaced by chip controlled games. Some even speak to you as you flip the ball around. There are pins based on video game themes, like the Williams Defender and combined video and pinball games like Bally's Baby Pac-Man. All a far cry from the first pin-tables which had light bulbs to mark up the score instead of digital displays!

Pinball has also survived conversion to the small screen. Some video games centres have pinball cartridges produced for them and computer owners can also play pinball.

Tandy brought out a cartridge for the TRS-80 Colour Computer which had the added attraction of allowing the player to design his own playfield. Texas owners can also play the game.

But for people like Keith their will never be a substitute for the real thing. They'll be Pinball Crazy until their flipper fingers seize-up!

If you want to know more about pinball or the Pinball Owners' Association contact the association's headquarters at "Arcadia", 465 Cranbrook Road, Ilford, Essex.


```

100 FOR MP=42 TO 183 STEP H:SOUND 2,MP,0
,B:ST=STICK(0):POKE HITCLR,0
105 IF ST=15 THEN 115
110 Y=Y+5*(ST=13)-5*(ST=14):POKE PLY,Y
115 IF L=0 THEN M=STRIG(0):IF M=0 THEN P
OKE PLY1,Y:L=1
120 IF L=1 THEN GOSUB EX
130 POKE PLX2,W:POKE PLY2,MP
140 IF L=0 THEN FOR Z=1 TO 20:NEXT Z
150 Y=Y+5*(ST=13)-5*(ST=14):POKE PLY,Y
160 IF L=1 THEN GOSUB EX
170 IF PEEK(PLCOLL)<>0 THEN COLOR ASC(CH
AR$(5)):PLOT (W-48)/8,(MP-34)/8
190 SOUND 2,0,0,0:NEXT MP
200 IF MP>=182 THEN COLOR 138:PLOT (W-48
)/8,19
270 NEXT E
280 IF H=4 THEN POKE COLR2,104:H=5:GOTO
35
290 IF H=5 THEN POKE COLR2,232:H=6:GOTO
35
300 IF H=6 THEN POKE COLR2,250:H=7:GOTO
35
310 IF H=7 THEN POKE COLR2,250:H=8:GOTO
35
320 SOUND 0,0,0,0:SOUND 2,0,0,0:GOTO 200
0
500 FOR C=1 TO 5:SOUND 0,255,4,15:FOR I=
1 TO 5:SETCOLOR 4,2,8:NEXT I:FOR I=1 TO
5:SETCOLOR 4,7,6:NEXT I:NEXT C
510 POKE HITCLR,0:SOUND 0,0,0,0:O=O+1:PO
SITION 6,0:? #6;"s hit ";O:RETURN
750 POSITION 4,3:? #6;"1=novice"
760 POSITION 4,5:? #6;"2=pilot"
770 POSITION 4,7:? #6;"3=commander"
780 GET #1,K
790 IF K=49 THEN CC=8:POSITION 15,0:? #6
;"sk=1":GOTO 820
800 IF K=50 THEN CC=6:POSITION 15,0:? #6
;"sk=2":GOTO 820
810 IF K=51 THEN CC=4:POSITION 15,0:? #6
;"sk=3":GOTO 820
815 GOTO 780
820 POSITION 4,3:? #6;" "
830 POSITION 4,5:? #6;" "
840 POSITION 4,7:? #6;" "
850 FOR T=1 TO 10:SOUND 0,47,10,10:POSIT
ION 0,0:? #6;"meteor alert":FOR J=1 TO 5
0:NEXT J:SOUND 0,64,10,10 " :FO
860 POSITION 0,0:? #6;" "
R J=1 TO 50:NEXT J:NEXT T:SOUND 0,0,0,0
870 POSITION 0,0:? #6;"meteor alert"
880 GOTO 30
1000 REM CHARACTER SET DATA

```

```

1010 POKE 30729,0
1020 DATA 0,0,0,24,24,126,127,255
1021 DATA 255,153,153,153,153,153,255,25
5
1022 DATA 255,153,153,255,153,153,255,25
5
1023 DATA 24,255,126,102,102,102,102,255
1024 DATA 0,0,0,0,0,0,0,0
1025 DATA 0,0,0,42,28,8,20,20
1040 DIM CHAR$(7):CHAR$="+-<>@"
1045 CHSET=(PEEK(106)-8)*256:CHORG=57344
1050 IF PEEK(CHSET+9)<>0 THEN 1140
1060 FOR I=0 TO 511:POKE CHSET+I,PEEK(CH
ORG+I):NEXT I
1070 FOR I=1 TO 6
1090 CHPOS=CHSET+(ASC(CHAR$(I))-32)*8
1100 FOR J=0 TO 7
1110 READ A:POKE CHPOS+J,A
1120 NEXT J:NEXT I
1130 FOR I=32 TO 39:POKE CHSET+I,255-PEE
K(CHORG+I):NEXT I
1140 POKE 756,CHSET/256
1150 RESTORE 1181
1160 FOR I=1536 TO 1706:READ A:POKE I,A:
NEXT I
1170 FOR I=1774 TO 1787:POKE I,0:NEXT I
1181 DATA 162,3,189,244,6,240,89,56,221,
240,6,240,83,141,254,6,106,141
1182 DATA 255,6,142,253,6,24,169,0,109,2
53,6,24,109,252,6,133,204,133
1183 DATA 206,189,240,6,133,203,173,254,
6,133,205,189,248,6,170,232,46,255
1184 DATA 6,144,16,168,177,203,145,205,1
69,0,145,203,136,202,208,244,76,87
1185 DATA 6,160,0,177,203,145,205,169,0,
145,203,200,202,208,244,174,253,6
1186 DATA 173,254,6,157,240,6,189,236,6,
240,48,133,203,24,138,141,253,6
1187 DATA 109,235,6,133,204,24,173,253,6
,109,252,6,133,206,189,240,6,133
1188 DATA 205,189,248,6,170,160,0,177,20
3,145,205,200,202,208,248,174,253,6
1189 DATA 169,0,157,236,6,202,48,3,76,2,
6,76,98,228,0,0,104,169
1190 DATA 7,162,6,160,0,32,92,228,96
1200 PM=PEEK(106)-16:PMBASE=256*PM:Y=181
:XM=187
1210 FOR I=PMBASE+1023 TO PMBASE+2047:PO
KE I,0:NEXT I
1230 PLX=53248:PLX1=53249:PLX2=PLX+2:PLY
=1780:PLL=1784:PLY1=PLY+1:PLY2=PLY+2
1240 POKE 704,118:POKE 705,118:POKE COLR
2,54
1250 POKE 559,62:POKE 623,1:POKE 1788,PM

```


+4:POKE 53277,3:POKE 54279,PM:POKE 1771,
PM:POKE 53256,1

1260 RESTORE 1280

1270 FOR I=PMBASE+1024 TO PMBASE+1035:RE

AD A:POKE I,A:NEXT I

1280 DATA 254,254,16,16,127,127,120,120,
32,32,112,112

1290 RESTORE 1310

1300 FOR I=PMBASE+1280 TO PMBASE+1291:RE

AD A:POKE I,A:NEXT I

1310 DATA 0,0,0,0,0,0,1,3,60,60,3,1

1320 RESTORE 1340

1330 FOR I=PMBASE+1536 TO PMBASE+1543:RE

AD A:POKE I,A:NEXT I

1340 DATA 30,126,252,126,127,255,254,90

1350 POKE PLY,Y:POKE PLY1,Y:POKE PLX,193

:POKE PLX1,XM:POKE PLL,12:POKE PLL+1,12:

POKE PLL+2,12

1360 X=USR(1696)

1380 POSITION 0,18:? #6;"press fire to s
tart"

1400 IF STRIG(0)=0 THEN 1420

1410 GOTO 1400

1420 FOR N=2 TO 18 STEP 2:FOR I=0 TO 19:

SOUND 0,I+100,8,8:POSITION I,N:? #6;" "

NEXT I:NEXT N:SOUND 0,0,0,0

1430 POKE 656,1:POKE 657,8:? "

"

1500 POSITION 0,0:? #6;"meteor attack"

1505 FOR I=2 TO 6:FOR N=19 TO 18 STEP -1

:COLOR ASC(CHAR\$(3)):PLOT I,N:NEXT N

1510 FOR N=17 TO 16 STEP -1:COLOR ASC(CH

AR\$(2)):PLOT I,N:NEXT N

1520 FOR N=15 TO 13 STEP -1:COLOR ASC(CH

AR\$(3)):PLOT I,N:NEXT N:NEXT I

1530 FOR I=3 TO 5:COLOR ASC(CHAR\$(2)):P

LOT I,12:NEXT I:COLOR ASC(CHAR\$(4)):PLOT

4,11

1540 FOR I=8 TO 11:FOR N=19 TO 16 STEP -

1:COLOR ASC(CHAR\$(2)):PLOT I,N:NEXT N

1550 COLOR ASC(CHAR\$(3)):PLOT I,15:NEXT

I

1560 FOR I=9 TO 10:COLOR ASC(CHAR\$(4)):P

LOT I,14:NEXT I

1570 FOR I=13 TO 17:COLOR ASC(CHAR\$(3)):P

LOT I,19

1580 FOR N=18 TO 12 STEP -1:COLOR ASC(CH

AR\$(2)):PLOT I,N:NEXT N

1590 COLOR ASC(CHAR\$(3)):PLOT I,11:NEXT

I

1600 FOR N=14 TO 16:COLOR ASC(CHAR\$(3)):P

LOT N,10:NEXT N:COLOR ASC(CHAR\$(4)):PLOT

15,9

1610 I=0:FOR N=19 TO 16 STEP -1:COLOR AS

C(CHAR\$(2)):PLOT I,N:NEXT N
1620 FOR N=15 TO 13 STEP -1:COLOR ASC(CH
AR\$(3)):PLOT I,N:NEXT N
1630 FOR N=12 TO 10 STEP -1:COLOR ASC(CH
AR\$(2)):PLOT I,N:NEXT N
1640 FOR N=9 TO 7 STEP -1:COLOR ASC(CHAR
\$(2)):PLOT I,N:NEXT N
1650 COLOR ASC(CHAR\$(4)):PLOT 0,6
1660 COLOR ASC(CHAR\$(6)):PLOT 1,19:PLOT
7,19:PLOT 12,19:PLOT 6,12:PLOT 8,14:PLOT
17,10

1670 GOTO 750

2000 REM END GAME ROUTINE

2002 POSITION 0,0:? #6;"ALL CLEAR"

2005 CITY=0:POKE 704,118:POKE 705,118:PO
KE 706,118:POKE PLY,181:POKE PLY1,181:PO
KE PLX2,1

2010 FOR I=0 TO 17:FOR N=6 TO 19

2020 LOCATE I,N,XX

2030 IF (XX=43) OR (XX=45) OR (XX=60) TH
EN CITY=CITY+1

2040 NEXT N:NEXT I

2050 SC=INT((CITY/124)*100)

2060 FOR N=6 TO 19:FOR I=0 TO 19:SOUND 0
,75+I,8,8:POSITION I,N:? #6;" " :NEXT I:N
EXT N:SOUND 0,0,0,0

2070 POSITION 0,0:? #6;"

2075 POSITION 0,0:? #6;"

ION 1,1:? #6;"METEORS DESTROYED":POSITIO
N 8,3:? #6;0

2080 POSITION 5,5:? #6;"YOU SAVED":POSIT
ION 8,7:? #6;SC;"%":POSITION 4,9:? #6;"O
FF THE CITY"

2130 POSITION 0,11:? #6;"TO PLAY AGAIN P
RESS":POSITION 7,13:? #6;"start":FOR T=1
TO 50:NEXT T:POSITION 7,13

2140 ? #6;" " :FOR R=1 TO 50:IF PEEK(
53279)=6 THEN R=50:GOTO 2160

2150 NEXT R:GOTO 2130

2160 FOR N=1 TO 11 STEP 2:FOR I=0 TO 19:
SOUND 0,75+I,8,8:POSITION I,N:? #6;" " :N
EXT I:NEXT N:SOUND 0,0,0,0

2170 GOTO 1500

3000 POSITION 0,2:? #6;"the city is in p
eril":? #6;"a swarm of meteors"

3010 ? #6:? #6;"is heading for earth":?
#6;"your helicopter"

3020 ? #6:? #6;"cannot enter the":? #6:?
#6;"danger zone. destroy"

3030 ? #6;"the meteors with":? #6:? #6;"
short range missiles"

3050 GOTO 1000

Communication to Tracker Z680 ... unprogrammed android in your sector. Type: security droid. Status: control malfunction. Solution: terminate ... message ends.

Another assignment for the overworked and underpaid Tracker. A dangerous job hunting down rogue androids. You never know just what you are likely to come up against. Some of them are pretty tough customers. But then, so are the Trackers ...

These men are the bounty hunters of the 21st century. Seeking out and destroying rogue androids who get too big for their programming sequence. Now you can join the elite ranks of these modern day hunters and save the world from the dangerous androids.

The fugitive android lurks somewhere among the obstacles on your Tracker control screen, displaying the sector your Tracker patrols. The Tracker must catch the android within

18 moves or the fugitive realises it is being followed with nasty consequences for the Tracker. To catch the android the Tracker first has to work out the best route to reach his target and input them into his control computer. The complete set of moves must be typed in — up to 18 — and then just hit the return key and sit back and watch.

The Tracker on screen follows the appropriate course step by step.

While this is going on a small arrow points to the appropriate instruction on the line the player has keyed in, and the move number is shown. Inputs are: L = left, R = right, U = up, D = down.

Remember to take care when you are typing the listing into your machines. If you make a mistake it could mean many frustrating moments.

So to save your sanity check each line carefully — and only turn to the Bug Hunter as a last resort!



BY RICHARD BARTON

TRACKER


RUNS ON AN UNEXPANDED VIC-20

Variables

Z = step count for display on screen.
CO = colour address offset from character address.
S1, S2, S3 = Vic sound addresses.
V = volume.
U, D, L, R = represent screen codes form various arrows (Tracker).
G = Grid display.
C = border of grid.
Q = fugitive position.
X = tracker position.
Y = represents whatever arrow code is being used at any time (U, D, L R) (e.g. = Y = R).
MS = special sound effect routine.
T = time delay.

Program notes

Lines 100 to 140 creates the grid display.
Lines 220 to 280 creates the random obstacles on the grid.
Lines 283 to 288 draws the border around the grid.
Lines 300 to 320 draws the fugitive in a random position.
Line 340 draws the initial starting position of Tracker.
Line 400 tests length of inputted directions.
Lines 520 to 585 moves Tracker and tests positions.
Lines 700 to 760 tests for a "HIT".
Lines 800 to 960 gives sound effects for "HIT" or "MISS".



```

20 PRINT "J"
40 CO=30720:Z=0
60 U=1:D=22:L=60:R=62:X=7822
80 S1=36874:S2=36875:S3=36876:V=36878
100 FORQ=7680TO7921
120 POKEQ,122:POKEQ+CO,0
140 NEXTQ
220 FORB=1TO40
240 M=INT(RND(1)*241)+7680
260 POKEM,160:POKEM+CO,6
280 NEXTB
283 FORC=7680TO7701:POKEC,160:POKEC+CO,0:NEXTC
284 FORC=7701TO7943STEP22:POKEC,160:POKEC+CO,0:NEXTC
286 FORC=7943TO7922STEP-1:POKEC,160:POKEC+CO,0:NEXTC
288 FORC=7922TO7680STEP-22:POKEC,160:POKEC+CO,0:NEXTC
300 Q=INT(RND(1)*241)+7680
310 IFPEEK(Q)=160THEN300
320 POKEQ,102:POKEQ+CO,2
340 POKEQ,R:POKE8098+CO,2
360 PRINT "XXXXXXXXXXXXXXXXXXXX"
380 INPUT$
400 IFLEN(R$)>18THENPRINT "  TOO MANY
    MOVES  " :FORT=1TO800:NEXTT:GOTO900
420 POKEV,10
440 POKEN,30:POKEN+CO,4
460 N=8166
480 POKEN,30:POKEN+CO,4:POKEN-1,32
500 IFPEEK(N-22)=32THEN700
520 IFPEEK(N-22)=21ANDPEEK(X-22)<160THENX=
    X-22:POKEX+22,122:POKEX+CO+22,0:Y=U
540 IFPEEK(N-22)=4ANDPEEK(X+22)<160THENX=
    X+22:POKEX-22,122:POKEX+CO-22,0:Y=D

```

```

560 IFPEEK(N-22)=12ANDPEEK(X-1)<160THENX=
    X-1:POKEX+1,122:POKEX+CO+1,0:Y=L
580 IFPEEK(N-22)=18ANDPEEK(X+1)<160THENX=
    X+1:POKEX-1,122:POKEX+CO-1,0:Y=R
585 POKEX,Y:POKEX+CO,2
586 Z=Z+1
587 PRINT "XXXXXXXXXXXXXXXXXXXXSTEP"Z
600 POKES3,200
620 FORT=1TO100:NEXTT
640 POKES3,0
660 N=N+1
680 GOTO480
700 IFPEEK(X)=UANDPEEK(X-22)=102THEN790
720 IFPEEK(X)=DANDPEEK(X+22)=102THEN790
740 IFPEEK(X)=LANDPEEK(X-1)=102THEN790
760 IFPEEK(X)=RANDPEEK(X+1)=102THEN790
780 PRINT "XXXXXXXXXXXXXXXXXXXX"
790 PRINT "XXXXXXXXXXXXXXXXXXXX MISSED!  " :GOTO900
800 FORMS=132TO240STEP.7
820 POKES2,MS
840 NEXTMS
850 FORT=1TO500:NEXTT
860 POKES2,0
880 GOTO900
900 FORMS=240TO132STEP-.7
920 POKES1,MS
940 NEXTMS
950 FORT=1TO500:NEXTT
960 POKES1,0
980 PRINT "XXXXXXXX HIT R FOR NEW GAME  "
1000 GETA$:IFA$=""THEN1000
1020 IFA$="R"THENRUN
1040 GOTO1000

```



6 NEW GAMES FOR YOUR

commodore 64

INTERCEPTOR
MICRO'S

PRESENTS

SEND S.A.E.
FOR FULL LIST OF GAMES



2 NEW GAMES FOR YOUR ATARI 400/800-16K

NEW GAME FOR YOUR BBC MODEL B



NEW VIC 20 GAMES


Mr, Mrs, Miss _____				Address _____			
Quantity	Item	Total		Item	Total		
	Scramble 64	£7.00		Galaxzions Vic 20	£5.00		
	Star Trek 64	£7.00		Fantazia Vic 20	£6.00		
	Frogger 64	£7.00		Crazy Kong Vic 20	£6.00		
	Panic 64	£7.00		Frog Vic 20	£4.00		
	Crazy Kong 64	£7.00		Alien Attack Vic 20	£6.00		
	Sprite man 64	£7.00		Vic Rescue Vic 20	£5.00		
	Fighter Pilot Atari	£7.00		Penny Slot Vic 20	£4.50		
	Wordhanger Atari	£5.00					
	Intruders BBC	£5.00					
	Jupiter Defender	£6.00		P&P		50	
				Total			

Send Cheque/P.O. with Order to: Interceptor Micro's, Lindon House,
The Green, Tadley, Hants.

Postage & Packing .50p CVG

STOP PRESS 1 NEW VIC 20 FALCON FIGHTER STOP PRESS STOP PRESS
ONLY £6.00

The Legend continues...



Imagine games available from

**W.H. SMITH, Boots,
John Menzies, Dixons,
Laskys, Leisurebase.**

and all other good
Software Outlets.

Imagine Software, Masons Buildings, Exchange Street East, Liverpool, Merseyside L2 3PN.

**..the name
of the game**

Any of these games for just

£5.50

EACH

including first class post,
packaging, VAT and an
**UNCONDITIONAL
LIFETIME
GUARANTEE.**

If you have any difficulty in
obtaining any Imagine Games
ring Imagine Direct on
**051-709 6497 to place
your order.**

DATA FOR GRAPHICS

```

1 FOR x=65368 TO 65535
2 READ d: POKE x,d
3 NEXT x
4 DATA <
60,126,90,219,255,255,219,137,25
5,0,0,0,0,0,255,129,129,129,12
9,129,129,129,129,252,2,1,1,1,1
2,252,129,129,129,129,129,129,66
,60,63,64,128,128,128,128,64,63,
60,66,129,129,129,129,129,129,60
,126,255,248,248,255,126,60,36,1
02,231,255,255,255,126,60,60,126
,255,31,31,255,126,60,60,126,255
,255,255,231,102,36,0,0,0,0,0,0
,1,255,1,1,1,1,1,1,1,1,1,1,128,128,12
8,128,128,128,128,128,255,0,0,0,
0,0,0,0,60,90,90,255,255,90,
74,15,48,64,64,128,128,128,128,1
,1,1,1,2,2,12,240,128,128,128,12
8,64,64,48,15,240,12,2,2,1,1,1,1

```

```

10 REM A.Beale © 1983
15 REM SAVE "Pacman" LINE 777
7: SAVE "Pacman G"CODE USR "*",2
1*8
20 LET h$=0: LET c=0
25 LET s$=0: LET l=2
30 DATA .3,0,.3,0,.3,0,.2,-5,,
2,-5,.2,0,.4,0,.5,4
31 DATA .3,0,.3,0,.3,0,.2,-5,,
2,-5,.2,0,.3,0,.5,-3
32 DATA .3,0,.3,0,.3,0,.2,-5,,
2,-5,.2,0,.3,0,.3,4
33 DATA .3,5,.3,6,.3,5,.3,4
34 DATA .3,0
39 DATA .4,3,.4,0
50 RESTORE : BORDER 0: PAPER 0
: CLS
100 INK 1: PRINT TAB 5;"qbbbbb
bbobbbbbbbbt"
110 PRINT TAB 5;"c.....c....
....c"
120 PRINT TAB 5;"cuqt.qot.c.qot
.qtu"
130 PRINT TAB 5;"c.sr.slr.e.slr
.sr.c"
140 PRINT TAB 5;"c.....c....
....c"
150 PRINT TAB 5;"c.fd.g.fbobd.g
.fd.c"
160 PRINT TAB 5;"c....c....c....c
....c"
170 PRINT TAB 5;"sbbt.nbd.e.fbm
.qbbr"
180 PRINT TAB 5;"c.c.....c
.c"
190 PRINT TAB 5;"fbbr.e.qd ft.e
.sbbd"

```

Late at night, when we were sitting around looking at programs for this year book in the C&VG office we suddenly hear a mysterious sniffing sound coming from the computer room. Expecting to find Mal Function up to no good among the software we crept up to the door and slowly pushed it open. Not a Bug in sight. But sitting in the middle of the floor was a small round yellow being with a small tear running down its chubby cheek. A Pac-man. "What's wrong little fellow?" we asked. "I've heard you are doing a great programs we have known section in the yearbook," it said, wiping away another tear. "Why, yes," we replied, "But why are you upset? Pacmen are usually happy little creatures." "A little ghost told me that I was being left out!", it sobbed. "How could we leave you out! Everyone loves a Pac-man!"

Its round face brightened. "Really!" it exclaimed. "Of course!" we said. "Just wait until I see that ghost!" said the Pacman, gulping down a

powerpill, "I'll soon sort him out!" And with that he disappeared in a puff of golden smoke, leaving behind him this neat little listing for the Spectrum.

This program gets as close to the original arcade version as is possible within the limits of the Spectrum. There are four power pills, two escape tunnels, and all the video-pills a Pac-man can eat. Because of the limitations of Basic there is only one ghost — but he's a mean Pac-hunter. And there's a nice twist to the original theme which gives the little muncher additional problems. The power pills can be transformed into poisonous pills by the devious ghost. While they are poisonous to the Pac-man the pills stop flashing. You get three lives as in the arcade version and the Pac-man is controlled by using the "Q" key to move up, "2" down, "M" left and "N" right.

Program notes

When entering the maze-printing section of the program the dots are full stops

```

200 PRINT TAB 5;"...c a c..
"
210 PRINT TAB 5;"fbbt.g.sbbbr.g
.qbbd"
220 PRINT TAB 5;"c.c.....c
.c"
230 PRINT TAB 5;"qbbr.e.fbobd.e
.sbbt"
240 PRINT TAB 5;"c.....c....
....c"
250 PRINT TAB 5;"c.ft.fbd.e.fbd
.qd.c"
260 PRINT TAB 5;"cu.c.....c
.c.uc"
270 PRINT TAB 5;"nd.e.g.fbobd.g
.e.fm"
280 PRINT TAB 5;"c....c....c....c
....c"
290 PRINT TAB 5;"c.fbbld.e.fbl
bbd.c"
300 PRINT TAB 5;"c.....c....
....c"
310 PRINT TAB 5;"sbbbbbbbbbbbbbb
bbbr"
311 LET i=0: LET u=0: LET t=0
392 FOR f=1 TO 31: READ a: READ
b
394 BEEP a-.1,b: NEXT f
399 LET j=PI: LET m=PI
400 INK 6: FLASH 1: PRINT INK

```


him
dis-
den
him
the

ose
sion
the
ere
two
the
eat.
s of
ost
'ac-
ice
me
un-
ns.
ns-
ills
hile
the
op
res
nd
by
ve
nd

and must be coloured with ink 7 (white). The maze is drawn using user defined graphics and must be coloured using ink 1 (dark blue). To colour the maze do not use the INK command. Press CAPS SHIFT and SYMBOL SHIFT together. Then hold down the CAPS SHIFT key and press the appropriate ink key. This method saves memory and is necessary if the program is to run on a 16k machine. User defined graphics are shown as capital letters in quotes and should be entered in graphics mode. This program runs on a 48K machine. To run in 16K add line 5 CLEAR 65367: LOAD"". Then type in lines 1-5 and save on tape. Type NEW and enter the rest of the program.

To play the game, load in the first part and run it. This will then define the characters and load in the main listing.



PACMAN

RUNS ON A SPECTRUM IN 16K.

BY ANDREW BEALE

```
6;AT 16,6;"u";AT 16,22;"u"
410 PRINT AT 2,6;"u";AT 2,22;"u"
"
421 FLASH 0: FRINT AT 0,0;"SCOR
E";AT 0,5;
422 PRINT AT 0,24;"HI-SCORE";AT
2,24;hs
425 LET y1=8: LET x1=14
427 PRINT AT 21,0;" " : FOR
f=0 TO 1-1: PRINT INK 6;AT 21,f
*2;"h": NEXT f
430 PRINT INK 7;AT 11,12;"Read
y"
431 PRINT INK 6;AT 16,14;"j"
432 FOR F=1 TO 150: NEXT F: PRI
NT AT 11,12;"sbbbrr"
440 PRINT INK 0;AT 10,4;"a";AT
10,24;"a"
445 NEXT f
447 PRINT OVER 1;AT 8,14;"a"
450 LET a$="jkin"
460 LET x=14: LET y=16
465 LET a=1
470 LET b$="5"
477 PRINT AT 10,14;" "
```


```
480 IF INKEY$("<") THEN LET b$=
INKEY$
482 IF b$>"4" AND b$<"9" THEN
LET a=CODE b$-52
484 BEEP .01,1/5
510 PRINT AT y,x;" "
520 LET y=y+(a=2)-(a=3): LET x=
x+(a=4)-(a=1)
530 LET c$=SCREEN$(y,x): IF c$
"<>" THEN GO TO 700
540 PRINT INK 6;AT y,x;a$(a)
545 PRINT OVER 1;AT y1,x1;"a"
550 IF j=y1 AND m=x1 THEN LET
u=4: REM 3200
552 LET u=u-1: IF u>0 THEN GO
TO 3200
561 LET j=y1: LET m=x1
563 IF t>0 THEN LET t=t-1: GO
TO 3000
565 LET y1=y1+(y1<y)-(y1>y)
566 IF y1=y AND x=x1 THEN GO T
O 1000
```



```

570 IF SCREEN$(y1,x1)="" AND A
TTR (y1,x1)<>134 THEN LET y1=j
580 LET x1=x1+(x1<x)-(x1>x)
590 IF y1=y AND x=x1 THEN GO T
O 1000
600 IF SCREEN$(y1,x1)="" AND A
TTR (y1,x1)<>134 THEN LET x1=m
610 INK 4: IF t>0 THEN INK 7
620 PRINT OVER 1;AT y1,x1;"a"
630 GO TO 480
700 IF c$<>"." THEN GO TO 710
702 LET s=s+5: PRINT AT 2,0;s:
LET i=i+1: BEEP .01,30
704 IF i>177 THEN GO TO 2000
707 GO TO 533
710 IF ATTR (y,x)=0 THEN GO TO
800
715 IF ATTR (y,x)=134 THEN GO
TO 750
717 IF ATTR (y,x)<>1 THEN GO T
O 1000
720 LET y=y-(a=2)+(a=3): LET x=
x-(a=4)+(a=1): GO TO 535
749 REM got big dot
750 FOR g=30 TO 5 STEP -5: BEEP
.01,g: NEXT g: FOR g=5 TO 30 ST
EP 5: BEEP .01,g: NEXT g
760 LET t=30
770 LET s=s+25: PRINT AT 2,0;s:
GO TO 535
800 IF x=4 THEN LET x=23
810 IF x=24 THEN LET x=5
820 GO TO 533
1091 IF SCREEN$(y,x)="." THEN
LET i=i+1
1092 PRINT AT y,x; OVER 1;"a": I
F SCREEN$(y,x)="." THEN LET i=
i+1

```



```

1095 IF t>0 THEN GO TO 1300
1100 FOR f=1 TO 4
1105 PRINT AT y,x;"a": FOR g=0 T
O 6 STEP 2: BEEP .01,g: NEXT g:
PRINT AT y,x;"p": FOR g=6 TO 0 S
TEP -2: BEEP .01,g: NEXT g: NEXT
f
1110 INK 6: DATA "i"," ","_"
1115 RESTORE 1110
1120 FOR g=30 TO 10 STEP -10
1123 READ a$: PRINT AT y,x;a$: F
OR f=1 TO f
1130 BEEP .015,f+g: NEXT f: NEXT
g
1140 PRINT AT y,x;" ": PAUSE 14:
BEEP .1,0: PAUSE 8: BEEP .1,5
1200 LET l=l-1
1210 IF l=-1 THEN GO TO 1500
1220 GO TO 425
1300 PRINT OVER 1;AT y,x;"a"
1301 FOR g=-10 TO 40 STEP 5: BEE
P .01,g: NEXT g
1310 PRINT INK 6;AT y,x;a$(a)
1320 LET s=s+200: PRINT AT 2,0;s
1330 LET y1=8: LET x1=14
1333 PRINT OVER 1: INK 4;AT 8,1
4;"a"
1335 LET t=0
1340 GO TO 535
1500 INK 7: PRINT AT 10,10;"GAME
OVER"
1510 IF s>hs THEN LET hs=s: PRI
NT AT 2,24;hs: PRINT AT 14,2;"(Y
ou have the high-score!)"
1511 PAUSE 50
1520 PRINT FLASH 1;AT 5,2;"Pres
s any key to begin..."
1530 IF INKEY$<>"" THEN GO TO 1
530
1540 IF INKEY$="" THEN GO TO 15
40
1600 GO TO 25
2000 PAPER RND*6+1: FLASH 1: CLS
2010 FOR f=0 TO 40 STEP 10: FOR
g=0 TO f STEP 3: BEEP .02,g: NEX
T g: NEXT f
2020 PAPER 0: FLASH 0: CLS
2040 RESTORE
2041 INK 6
2042 LET c=c+1: IF c>1 THEN GO
TO 3500
2050 FOR f=1 TO 31: READ a: READ
b: BEEP a-.15,b+6
2060 PRINT AT 10,f-1;" "; INK 6;
AT 10,f;"h"
2070 NEXT f
2075 RESTORE : LET g=0
2077 INK 4
2080 FOR f=0 TO 30


```



```

2090 READ a: READ b: BEEP a-.15,
b
2091 PRINT AT SIN g*3+10,f-1;" "
2095 LET g=g+.5
2100 PRINT AT SIN g*3+10,f;"a"
2110 NEXT f
2120 PRINT INK 6;AT 10,31;"k"
2130 INK 6: CIRCLE 199,147,28
2140 CIRCLE 230,120,8
2150 PRINT AT 8,30;"o"
2160 PRINT INK 7;AT 3,22;"Oh No
!"
2165 PAUSE 80
2170 CLS : INK 6: PRINT AT 10,31
;"j"; INK 4;AT 11,30;"a"
2180 FOR f=30 TO 0 STEP -1
2190 BEEP .005,50-f: PRINT AT 10
,f;"j ": NEXT f
2200 PRINT AT 10,0;" "
2210 GO TO 50
2999 STOP
3010 LET y1=y1+(y1>y)-(y1<y)
3040 IF SCREEN$ (y1,x1)="" AND A
TTR (y1,x1)<>134 THEN LET y1=j
3044 LET x1=x1+(x1<23 AND x1>x)-
(x1>5 AND x1<x)
3050 IF SCREEN$ (y1,x1)="" AND A
TTR (y1,x1)<>134 THEN LET x1=m
3100 GO TO 610
3200 IF u=3 THEN LET o=INT (RND
#4)
3210 LET x1=x1+(x1<23 AND o=0)-(
o=1 AND x1>5): LET y1=y1+(o=2)-(
o=3)
3220 IF SCREEN$ (y1,x1)="" THEN
LET x1=x1-(o=0)+(o=1): LET y1=y
1-(o=2)+(o=3)
3225 IF x1=m THEN GO TO 580
3230 GO TO 610
3510 IF c=2 THEN GO TO 4300
3520 IF c=3 THEN GO TO 4400
4310 FOR f=0 TO 30
4320 READ a: READ b
4322 BEEP a-.15,b
4325 PRINT INK 6;AT 10,f;" h"
4328 PRINT INK 4;AT 8,31-f;"a "
4330 NEXT f
4332 PAUSE 20
4333 RESTORE
4337 FOR f=30 TO 16 STEP -1
4340 READ a: READ b
4342 BEEP a-.15,b+24
4348 PRINT INK 6;AT 10,f;"j ";
INK 4;AT 8,31-f;" a"
4355 NEXT f
4358 PRINT INK 7; FLASH 1;AT 9,
16;"!": INK 6: PRINT AT 10,16;"i
"
4360 PAUSE 50: PRINT AT 9,16;" "
;AT 10,16;"j": PAUSE 50: PRINT A
T 10,16;"k"

```



```

4363 FOR f=10 TO 21: PRINT AT f,
16;"k": BEEP .02,f: PRINT AT f,1
6;" "
4370 NEXT f
4373 PRINT AT 6,16;"?"
4375 PAUSE 60: GO TO 50
4410 FOR f=0 TO 14
4420 READ a: READ b: BEEP a-.15,
b
4422 PRINT INK 6;AT 10,f;" h";
INK 4;AT 10,31-f;"a "
4427 NEXT f
4430 INK 2
4434 PLOT 130,100
4440 DRAW -30,40
4450 DRAW 30,0,-PI
4455 DRAW 30,0,-PI
4460 DRAW -30,-40
4462 PAUSE 40: PRINT AT 10,15; I
NK 6;"j"
4470 FOR f=15 TO 0 STEP -1
4475 READ a: READ b: BEEP a-.1,b
4480 PRINT AT 10,f; INK 6;"h"; I
NK 4;"a "
4490 NEXT f
4492 LET c=0
4494 GO TO 50
7777 LOAD ""CODE USR "a",21#8: R
UN

```


Glossary of Computer Terms

6502

The CPU chip used in many popular home computers, e.g. BBC, and Oric, also in the Atari VCS games centre.

6809

A newer CPU chip with some similarities to the 6502. As used in the Dragon-32.

Absolute

A way of specifying movement on the screen which bears no relation to where you are moving from. E.g., Move to coordinates (10,9). See also relative.

Accumulator

The main register in the CPU on which arithmetic and other instructions operate. To use certain functions on other registers requires copying that register into the accumulator, operating on it and then returning the registers to their original state.

Address

A name, number or label indicating a position in the computer's memory.

Adventure

The name given to computer simulations of fantasy role-playing games. The machine plays the part of the adventurer which you control by giving instructions from the keyboard usually in plain English. The objective is usually to find treasure.

Algorithm

A detailed step-by-step description of a problem which can then be solved by translation into part of a computer program.

Append

A Basic command to load data or a program into the computer and add it on to the end of whatever is there already.

Argument

The value on which a Basic function operates. e.g., POKE has two arguments: an address and its contents.

Array

A way of storing related pieces of information in the computer, so that each element of the array shares a common variable name. E.g., instead of storing a list of addresses as A, B, C and their 'phone numbers as D, E, F, two arrays could be used so that the addresses would be labelled A(1), A(2), A(3) and the phone numbers as P(1), P(2) and P(3). Then, finding the phone number for a known address becomes simple.

ASC()

A Basic function to give the ASCII code of the character in the brackets. e.g.

`PRINT ASC("A")`

will print 65. If you use ASC on a string, the function will return the ASCII code of the first character in the string.

ASCII

American Standard Code for Information Interchange. A standard code used in most micros to represent 128 characters in a 7 bit code.

Assembler

A program which helps in writing machine code programs. It allows the programmer to enter machine code instructions using mnemonic codes which are easier to remember than the hex values. e.g., in 6502 machine code one way of loading a value into the accumulator is by using hex code A9. With an assembler, the load-accumulator instruction is LDA.

ATTR

A Basic function on the ZX Spectrum used to find data about a certain point on the screen. For a pair of coordinates it returns the colour of the screen at that point, whether it is in extra-bright mode and whether that particular character is flashing or steady.

Basic

Beginners' All-purpose Symbolic Instruction Code. A programming language invented in America in 1964 and available in almost all computers from those running power stations to those playing Space Invaders.

BAUD RATE

The speed at which data bits are sent down a wire. Baud rate is approximately equal to bits per second; so with an average of ten bits per byte an interface working at 300 baud can transmit or send about 10 characters per second (or CPS.)

BEEP

The command used in Basic on the ZX Spectrum and Jupiter Ace to produce sound from the built-in speaker. The two arguments are pitch and duration, where pitch is relative to middle-C and duration is specified in a range from 0 to 255.

Binary

Base two. The way in which all information is represented in the computer internally. The only digits used are 1 and 0 which correspond to an electrical signal either being present in a wire or not.

Bit

A short form for binary digit, a single 1 or 0.

Border

An area round the edge of a playing screen which can be a different colour from the main playing area. Used mainly to ensure that the whole of the game is visible on the screen.

Bright

A Basic command to print on the screen in varying brightness. An Atari 800 has 16 variations while a Spectrum has two.

Bug

An error in a program which prevents it from working properly.

Byte

A short form of Binary Eight, used to describe a set of eight bits.

Cassette

A (usually) plastic case containing magnetic tape on which programs can be stored using two frequencies. The computer can "listen" to a cassette and reconstruct the program at a later date. One frequency is used to represent a 1 and another for a zero. (see binary).

Centronics

A form of interface for computers used in connecting printers. The centronics interface is a parallel device as opposed to the RS232 interface. It uses eight separate wires for the data and a complete byte is sent at a time. Originally used in a range of printers by Centronics, this interface is now standard or optional in most micro printers.

Character

A letter, number or other symbol which is represented by a unique code in the computer. The usual number of characters is up to 255, which represent numbers, letters and other specialised control characters which mean special things like "turn on printer" or "change to upper or lower case".

Character set

The range of characters which a computer is able to produce. Some machines have special character sets with mathematical signs or non-English languages.

Chip

An electronic circuit reduced photographically and produced on a piece of silicon of around 1/4 inch square. The final version of a chip is much larger to accommodate the pins which are used to connect the chip to the outside world.

CHR\$()

A Basic function to output a character whose ASCII code is known. E.g.,

PRINT CHR\$(65)

will print a capital letter A.

Chunky graphics

The term used to describe graphics made from whole characters as opposed to pixels. These characters are often whole blocks with one or more quarters removed. As found on machines like the ZX81.

CLOAD

A Basic command to load a program from a cassette as opposed to loading from disk.

Command

A statement in Basic may be either a command or a function. A command tells the computer to do something and does not expect a numerical or alphabetical result, while a function does. So addition and PEEK are functions but POKE and LIST are commands.

Compiler

A program which converts a program written in a high level language such as Basic to machine code. This may be useful because machine code programs are hard to write but run much faster than those in Basic. Compilers are often used in the writing of game programs for this reason. A compiler differs from an interpreter because an interpreter translates each line as it is encountered, which may be many times during a run, while a compiler translates each line once, at the start, before the program is run.

Copyright

The area of the law which allows the originator of a piece of work the exclusive right to make copies of that work. No copyright laws specific to computer programs exist at present. The difficulties arise over the idea of a program as much as the program itself. Because the author of a program is entitled to a payment for each copy sold, copying of programs illegally is considered theft.

CPU

Central Processing Unit. The main chip in a computer which organises the work of all the other components in the machine as well as performing logical and arithmetic functions.

CSAVE

A Basic command to save a program onto cassette.

Cursor

A marker on the screen of a computer to show where, if a key is pressed, the next character will appear.

Data

Information which a program needs before or during a run. E.g., a program to draw a square needs to know where on the screen the corners are to be. Note that data in this sense is a plural word as in a list of data. A single item in that list is called a datum.

DATA

A command in Basic which is used to supply data to the program. The word DATA is followed by the data itself, with each datum separated by a comma. To access this data the function READ is used.

Debug

To ensure that a program works properly by removing the bugs from it.

Decimal

The most common way of representing numbers. It uses the digits 0 to 9. Also known as base 10, or denary.

DIM

A command used in Basic to reserve space in the computer's memory for an array. Most machines will automatically allow for an array to have 10 elements so if you plan to have anything larger you must use DIM. To reserve enough space for array D to have 75 elements, use the command DIM D(75). Short for DIMension.

DIN

Deutsche Industrie-Norm. A German-designed standard of connections used extensively in audio equipment and, therefore, also in the connecting of cassette recorders to computers. A DIN connector usually has between three and seven connecting pins.

Disk (or Disc)

An alternative medium to cassettes on which computers can store programs and data. It consists of a thin circle of plastic coated in a similar substance to cassette tape and housed in a flexible protective plastic jacket, which is why they are often called floppy disks or floppies. They are available either 5.25 or 8 inches across and need a special machine called a disk drive for them to be used.

Disk Drive

The machine which is used to get information on and off disks. Once a disk is inside the drive it is rotated against a head similar to that in a cassette recorder. Disk storage is up to 50 times faster than using cassettes but is also more expensive. An average drive costs 10 times more than a cheap portable cassette recorder.

LOOK
FOR THE
'ULTIMATE' NAME
'ULTIMATE' GAMES

JET PAC for the 16/48K Spectrum.
JET PAC — The Ultimate Space game.
smooth high resolution colour visual graphics, the totally new addictive concept and all those extra features you expect from the ULTIMATE GAME Design Team.



'JET PAC'

PSSST for the 16/48K Spectrum.
PSSST — Go grow yourself a real game.
smooth high resolution colour visual graphics, the totally new addictive concept and all those extra features you expect from the ULTIMATE GAME Design Team.



'PSSST'



COOKIE for the 16/48K Spectrum.
COOKIE — Charlie Chef and the Ingredients vs Bin Monster and the Narties.
smooth high resolution colour visual graphics, the totally new addictive concept and all those extra features you expect from the ULTIMATE GAME Design Team.



'TRANZ AM'

TRANZ AM for the 16/48K Spectrum.
TRANZ AM — the high speed real time rough driving pursuit race across America.
TRANZ AM — Arcade standard, 100% machine code, incredible sound effects, amazing smooth high resolution colour visual graphics, the totally new addictive concept and all those extra features you expect from the ULTIMATE GAME Design Team.

These games should be available from W. H. SMITH, JOHN MENZIES, BOOTS, LASKYS, SPECTRUM CENTRES, OTHER LARGE DEPARTMENT STORES and ALL GOOD MAJOR SOFTWARE RETAILERS, alternatively send the coupon to ULTIMATE PLAY THE GAME for immediate dispatch. Subject to availability your order is normally despatched by return.

£5.50 each
including VAT, first class postage
and packing in UK.

ULTIMATE PLAY THE GAME is a
trade name of Ashby Computer
Green, Ashby de la
Zouch, Leicestershire
LE65 5JU.

Dealership enquiries welcome, phone (0530) 411485.

Post this coupon now to ULTIMATE PLAY THE GAME, The Green, Ashby de la Zouch, Leicestershire LE65 5JU.

Please send me the following

☐ JET PAC

☐ TRANZ AM

☐ PSSST

☐ COOKIE

I enclose cheque/PO for £

Name

Address

UNBEATABLE



STREETS AHEAD . . . IN YOUR HIGH STREET NOW!

**BUG-BYTE
SOFTWARE**

Mulberry House, Canning Place, Liverpool L1 8JB. Telephone: 051-709 7071.

Edit

To alter part of a program while leaving the rest unchanged. This can range from the addition of a single character to the removal of a large block of the program.

Element

A single part of an array identified by the array's name and the element's unique subscript.

END

A basic command to tell the computer that the end of the program has been reached.

ENVELOPE

A command used in Basic on the BBC micro to define the characteristics of a note which will be produced by the BBC's SOUND command. ENVELOPE defines the actual wave form of the note and can be used to simulate the sound of various instruments.

EPROM

Erasable Programmable Read-Only Memory. A ROM chip which can be re-used by exposing it to ultra-violet light which erases it.

File

A collection of related pieces of data stored for use by the computer on tape or disk.

Fixed point

The way the computer stores numbers. Instead of moving the decimal point around it is always placed after the first digit. Then the entire number is multiplied or divided by a factor of 10 to make it the correct value. For example ...

$$1/10 = 10^{-1}$$

so 0.168 in fixed point format would be 1.68×10^{-1}

Floating point

The normal way of specifying decimal fractions. The decimal point is placed between the whole part and the fractional part of the number.

Floppy disk

see Disk.

FOR

A Basic command to perform part of a program a certain fixed number of times. The part to be repeated is placed between a FOR statement and a NEXT statement.

Forth

A computer programming language. It is the language of the Jupiter Ace and is also available for some other micros. Although slightly harder to learn than Basic it runs much faster and is useful for writing games programs. Was originally to be known as "fourth" as in fourth-generation language, but the computer on which it was invented only allowed 5 characters for a program name!

Function

see Command.

GET

A Basic function to get a single key press from the keyboard.

GOSUB

A Basic command which jumps to a certain part of the program called a subroutine. These are useful where the same part of a program may be "called" several times. The subroutine may consist of several program lines and will continue until it finds a RETURN statement. Then control returns to the line after the initial GOSUB.

GOTO

Jumps to a certain point in a Basic program and continues to run from that point.

Graphics characters

Characters which the computer can print apart from normal letters and numbers. These can be used in blocks to form pictures. See also Characters.

Hardware

The physical components of a computer which can actually be seen, as opposed to programs and data which cannot.

Hexadecimal

(or Hex.) A way of specifying numbers in base 16. Hex uses 15 digits, namely 0 to 9 and then A to F. So eleven in hex is B, and hex 10 is 16 in decimal.

High level language

A programming language in which the language itself does some of the work for you. For example, Basic is a high level language because most of the commands available in Basic are not available directly in the computer but must be broken down into many simple instructions by the Basic interpreter.

INK

Used in Spectrum and Oric Basic to specify the colour in which printing on the screen will be.

INKEY

Similar to GET. As used on Sinclair computers.

INPUT

A Basic function to get a key or keys from the keyboard. Keeps getting keys until the RETURN or ENTER key is pressed.

INT

A Basic function to strip a number of its decimal places and leave the integer part. Note that INT will not round the number up or down so INT(5.01) is the same as INT(5.99).

Integer

A number, positive or negative, which has no fractional part. 1, 2, 3, -9, -96 are integers, whereas 7.5 is not.

Interpreter

The program which decodes the statements in a high level language. It converts the lines which you type into simple steps which the CPU can understand.

Jack plug

A connector used for linking cassette recorders to computers.

Joystick

A hand-operated controller for video games. A short stick can be pushed in 4 or 8 directions which controls the object on the screen. There is also usually a "fire" button.

K (or Kb.)

Stands for Kilobytes or a 1024 bytes. The unit used to measure the size of a computer's memory. Usually goes up in multiples of 4 or 8. One byte is equal to about 1 character.

Language

The set of commands with which a computer is programmed. Basic is the most common language for beginners but special languages also exist for certain jobs. Cobol is mainly used for writing business programs while Fortran is a science and maths-based language.

LEFT\$

The Basic function to take the leftmost characters from a string, thus LEFT\$(SS,5) would take the first five characters of string SS.

LET

Used in Basic to assign a value to a variable, eg., LET X=10 or LET SS="HELLO".

Line number

Each line in a Basic program must have a line number. When the program is run the lines will be executed in numerical order, and not the order in which they were typed in.

LIST

A Basic command to produce a copy of the current program on the screen or printer.

LLIST

List the Basic program on the printer.

LOAD

Read a program into the computer from cassette or disk.

Location

The actual position in memory where a byte is stored.

Low level language

A language in which a limited number of commands can be handled directly and they must be broken down and simplified by the programmer.

Lower case

The small, non-capital letters available on a keyboard. The characters produced by pressing a key without holding down a shift key.

LSI

Large Scale Integration. Getting a lot of components into a small area on a chip.

LPRINT

A Basic command to output to the printer as opposed to the screen.

Machine code

The lowest level language available on a computer. It is the language which the CPU can directly understand and because it does not need an interpreter, machine code programs run very fast but are complicated to write and debug. A typical machine code program may run 100 times faster than its Basic equivalent.

Memory map

The way in which the computer organizes its memory. The memory map states where the machine holds its program, variables and Basic interpreter. Most computers also hold the contents of the screen in memory as well so that altering that area of memory will change the contents of the screen. This is known as having a memory-mapped screen.

Merge

Loading a program or data without destroying the one already in memory. Where program lines are duplicated, the convention is for the incoming line to replace the one already there.

Microprocessor

A single chip which can get information in, process it and output it. Similar to CPU.

Microsoft

A software company responsible for writing the Basic interpreters in many micros.

MID\$

A function in Basic to extract a certain part of a string starting from a certain position and going on for a certain number of characters. MID\$(A\$,5,3) will be a string made up from A\$ starting at position 5 and continuing for 3 characters.

Mnemonic

A short code which helps in remembering something. For example, in Z80 machine code, the code to compare the accumulator with a value is known by the mnemonic CP A.

MODEM

Short for MOdulator/DEModulator. A peripheral to convert the signals sent from a computer to the correct frequencies to allow them to be sent over the telephone lines and fed into another computer.

Monitor

A device used as the display for a computer. It is similar to a TV screen but is of much higher quality and costs more. Monitors cannot normally receive TV signals. A typical colour monitor costs at least twice the price of a portable colour TV.

Monochrome

Single colour. A computer display which cannot show more than one colour. Usually black and white but can also be green on black, or orange on black.

Network

A number of computers connected together such that each can communicate with any other and that they can share peripherals which would be too expensive to provide for each computer.

NEW

A Basic command to tell the computer to forget the current program and to expect another one.

NEXT

see FOR.

Nybble

Half of a byte (4 bits.) A byte is made up from two nybbles. The first 4 bits are called the high nybble and the last four are called the low nybble.

Operating system

The program in the computer which controls the coordination of all the components. Every computer has an operating system. Some operating systems are common to many computers subject to minor alterations. One such system is CP/M which runs on many Z80 based machines. CP/M controls the loading and saving of programs and also control of the disc drive, keyboard and printer. Commands to load and save on one CP/M machine will be almost identical on any other machine with the same operating system.

OVER

A Basic command to print on the screen on top of the character which is already there.

PAPER

A command on the Spectrum and Ace to specify the colour of the screen.

PEEK

A Basic function to look at the contents of a certain location in memory. For example, the character at the centre of the screen on a PET is held in memory location 33268. So to see what character is at the centre of the screen you would use PEEK (33268).

Peripheral

Additional hardware used with a computer but not an integral part of it. Eg. a disk drive, cassette recorder, printer or joystick.

Phono plug

A connector commonly used to connect a computer to a TV set or monitor.

Pixel

Short for Picture Element.

The smallest dot which can be displayed by a computer. Pixels can be used individually or be placed in blocks to make alphabetic or graphics characters.

POKE

A Basic command to load a certain value into a known location in memory. The syntax of the command is:

POKE address, value

so to put character 46 (a full stop) at the centre of the screen on a PET, type POKE 33268,46.

See also PEEK.

Printer

A peripheral used to produce output onto paper which can then be stored, as opposed to output on a VDU which cannot.

Program

A list of instructions which will be executed sequentially by the computer.

PROM

Programmable Read-Only Memory.

A ROM chip which can be programmed by a special PROM programming machine. One programmed a PROM cannot be altered or erased.

RAM

Random-Access Memory.

Memory in a computer which can be altered and is therefore used to hold the current Basic program and data. RAM memory loses its contents when the power is turned off.

Raster scan

The way in which a TV picture is produced in the set itself. A single dot scans across the 625 horizontal lines which make up the picture. Whatever the display on the screen, the dot always follows the same course. It goes so fast that the display appears steady and stationary.

READ

Used in Basic with a DATA statement. It reads one item from the DATA list each time it is called.

Register

A memory location built into the CPU chip itself, used to hold data temporarily to perform arithmetic and logical functions.

Relative

A way of specifying direction which does not depend on where you are going but on where you are coming from. Eg., "move 7 positions to the left" is a relative direction. See also Absolute.

RENUMBER

A Basic command to alter the line numbers of a program so that they all run in even, neat steps. RENUMBER should also alter any GOTO or GOSUB statements as well to enable the program to run correctly.

Resolution

The number of pixels which a computer can display on the screen at one time. The higher the number, the better quality graphics can be produced.

RESTORE

Used in Basic with READ and DATA. RESTORE sets the data pointer back to the beginning so that the next READ statement will start reading from the first item in the DATA statement.

RETURN

See GOSUB.

RIGHT\$

Similar Basic command to LEFT\$ but takes the last characters from a string. Eg., RIGHT\$ ("therefore", 4) would be "fore".

RND

A Basic function to produce a random number, used in games and simulations.

ROM

Read-Only Memory.

A memory chip whose contents cannot be altered. ROMs are used to hold such things as the Basic interpreter and the operating system.

RS232

The name of an interface used for connecting computer peripherals together. All devices with RS232 interfaces should by definition have the same connections via a 25pin D-plug although some manufacturers vary these for their own use. The RS232 is a serial interface which means that although there are 8 bits to a byte the bits are sent one at a time down a single wire.

See baud rate.

RUN

A Basic command to start the execution of the current program in the computer.

SAVE

A Basic command to record the current program on to cassette or disk, so that it can be re-used at a later date.

Scroll

Moving the contents of the screen up or down by a single pixel or character at a time. Some programs also scroll the screen sideways.

Shoot-'em-up

A video game where the object is to shoot at aliens which are above you. The first such game was Space Invaders.

Software

Programs for a computer. The part of the computer which cannot actually be seen (unless printed out on screen or printer) See also Hardware.

String

A set of between 1 and 255 characters assigned to the same variable name. Some Basics allow strings of unlimited length, but most allow 255, which is the highest number which can fit in 1 byte.

Subroutine

A frequently-used part of a program, placed, usually at the end, which can be called whenever needed. Thus although it is used frequently, it only needs to be typed in once.

See also GOSUB.

Subscript

A number used to identify single elements in an array. Although each element has the same variable name they have different subscripts. Eg,

LET A\$(7) = "COMPUTER"

where the variable name is A\$ and the subscript is 7.

Syntax

The composition of a statement, its arguments and any punctuation. Eg., a certain Basic statement may need two arguments, separated by commas and a semi-colon at the end. If this is not typed correctly it will be rejected by the computer with a "SYNTAX ERROR" message.

TRACE

A command in Basic which prints out the line number of each statement as it is executed. This can be useful in debugging to check that the program lines are being executed in the correct order.

Upper case

The characters available on a computer by pressing a key at the same time as pressing a shift key. The shift key usually punctuation and graphics for the others.

User defined graphics

Graphics characters made up of a block of pixels which can be designed by the user. Custom characters can then be made, like a Pacman figure or a space invader.

User friendly

Describes a program which is easy to operate by non-computer minded people.

A good user-friendly program will help the operator and should produce helpful messages in response to mistakes from the user.

USR

Used to transfer execution from the Basic program being executed to a machine code routine written by the user. This may be done if a certain part of the program needs to be executed very fast or for certain things which Basic cannot do.

VDU

Visual Display Unit.

A monitor or TV used as the output device for a computer.

Vector Scan

The alternative to raster scan. Instead of scanning the whole screen, the dot traces out the shape of whatever it is required to produce. Programming such a device needs great care because if the dot is allowed to stop for just a fraction of a second it will burn straight through the screen! Vector scan produces clearer, smoother graphics.

As used in some arcade games like Atari's Asteroids, and also in the Vectrex.

Verify

Used in Basic to compare the program currently in RAM with one on tape or disk, to ensure that it has been SAVED correctly.

Word processor

A program to accept text from the keyboard and help in producing written documents. A good word processor will align the text to the margins, store standard letters on disk etc. Separate files of addresses can be stored so that a single letter need only be in typed once but can be printed many times with different addresses on top.

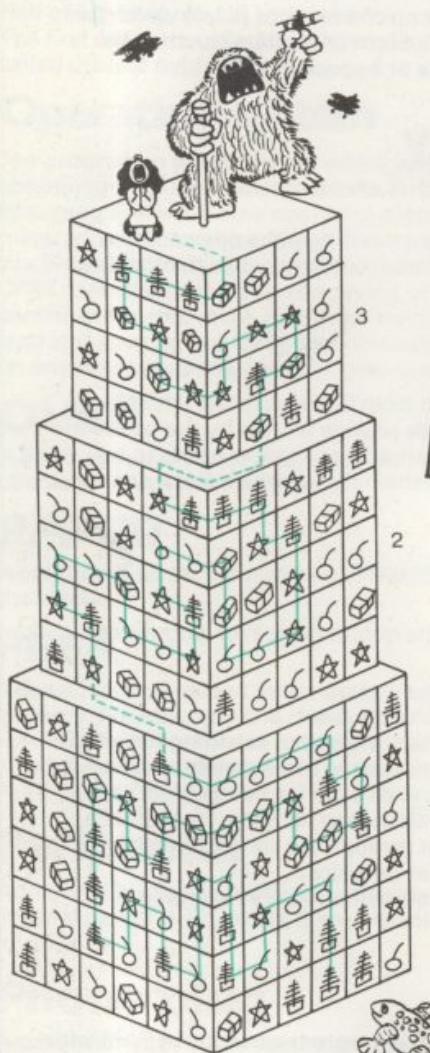
Z80

A common CPU used in many micros including the Spectrum and Sharp MZ80K.

P U Z Z L I N G

SOLUTIONS

CRAZYKONG



THE SPLURGS OF MOG

WHO	DIRECTION	LOCATION	WHAT WITH
MEDUSA	SOUTH	CAVES	EVIL SPELL
BEELZEBUB	WEST	FOREST	SWORD
HYDRA	NORTH	LAKE	FIRE
VAMPIRE	X	MOUNTAIN	GOLD CASKET
GORGON	EAST	SWAMP	POISON

DAMAGED GOODS

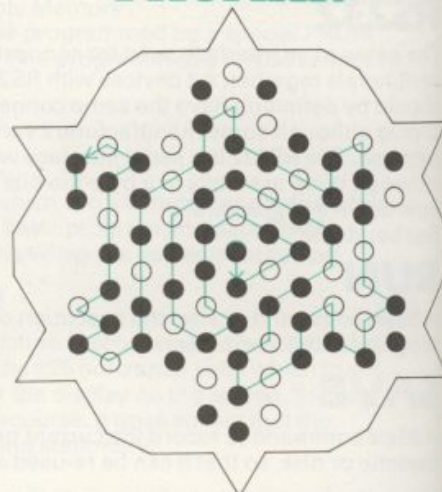
Top Layer: BERZERK TRICKSHOT
FROGGER
2nd Layer: GALAXIANS PACMAN
UTOPIA
3rd Layer: PHOENIX DRACULA PIT-
FALL
4th Layer: MEGAMANIA STAR-
MASTER DEFENDER

SNACKBITE

I	C	E	D																																																																																																																																																																																																																																																																																																																																																																																																																																																																																																																																																																																																																																																																																																																																																																																																																																																																																																																																																																																																																																																																																																																																																																																																																																																																																																																																																																																																																																																																																																																																																																																																																																																																																																																																																					
---	---	---	---	--	--	--	--	--	--	--	--	--	--	--	--	--	--	--	--	--	--	--	--	--	--	--	--	--	--	--	--	--	--	--	--	--	--	--	--	--	--	--	--	--	--	--	--	--	--	--	--	--	--	--	--	--	--	--	--	--	--	--	--	--	--	--	--	--	--	--	--	--	--	--	--	--	--	--	--	--	--	--	--	--	--	--	--	--	--	--	--	--	--	--	--	--	--	--	--	--	--	--	--	--	--	--	--	--	--	--	--	--	--	--	--	--	--	--	--	--	--	--	--	--	--	--	--	--	--	--	--	--	--	--	--	--	--	--	--	--	--	--	--	--	--	--	--	--	--	--	--	--	--	--	--	--	--	--	--	--	--	--	--	--	--	--	--	--	--	--	--	--	--	--	--	--	--	--	--	--	--	--	--	--	--	--	--	--	--	--	--	--	--	--	--	--	--	--	--	--	--	--	--	--	--	--	--	--	--	--	--	--	--	--	--	--	--	--	--	--	--	--	--	--	--	--	--	--	--	--	--	--	--	--	--	--	--	--	--	--	--	--	--	--	--	--	--	--	--	--	--	--	--	--	--	--	--	--	--	--	--	--	--	--	--	--	--	--	--	--	--	--	--	--	--	--	--	--	--	--	--	--	--	--	--	--	--	--	--	--	--	--	--	--	--	--	--	--	--	--	--	--	--	--	--	--	--	--	--	--	--	--	--	--	--	--	--	--	--	--	--	--	--	--	--	--	--	--	--	--	--	--	--	--	--	--	--	--	--	--	--	--	--	--	--	--	--	--	--	--	--	--	--	--	--	--	--	--	--	--	--	--	--	--	--	--	--	--	--	--	--	--	--	--	--	--	--	--	--	--	--	--	--	--	--	--	--	--	--	--	--	--	--	--	--	--	--	--	--	--	--	--	--	--	--	--	--	--	--	--	--	--	--	--	--	--	--	--	--	--	--	--	--	--	--	--	--	--	--	--	--	--	--	--	--	--	--	--	--	--	--	--	--	--	--	--	--	--	--	--	--	--	--	--	--	--	--	--	--	--	--	--	--	--	--	--	--	--	--	--	--	--	--	--	--	--	--	--	--	--	--	--	--	--	--	--	--	--	--	--	--	--	--	--	--	--	--	--	--	--	--	--	--	--	--	--	--	--	--	--	--	--	--	--	--	--	--	--	--	--	--	--	--	--	--	--	--	--	--	--	--	--	--	--	--	--	--	--	--	--	--	--	--	--	--	--	--	--	--	--	--	--	--	--	--	--	--	--	--	--	--	--	--	--	--	--	--	--	--	--	--	--	--	--	--	--	--	--	--	--	--	--	--	--	--	--	--	--	--	--	--	--	--	--	--	--	--	--	--	--	--	--	--	--	--	--	--	--	--	--	--	--	--	--	--	--	--	--	--	--	--	--	--	--	--	--	--	--	--	--	--	--	--	--	--	--	--	--	--	--	--	--	--	--	--	--	--	--	--	--	--	--	--	--	--	--	--	--	--	--	--	--	--	--	--	--	--	--	--	--	--	--	--	--	--	--	--	--	--	--	--	--	--	--	--	--	--	--	--	--	--	--	--	--	--	--	--	--	--	--	--	--	--	--	--	--	--	--	--	--	--	--	--	--	--	--	--	--	--	--	--	--	--	--	--	--	--	--	--	--	--	--	--	--	--	--	--	--	--	--	--	--	--	--	--	--	--	--	--	--	--	--	--	--	--	--	--	--	--	--	--	--	--	--	--	--	--	--	--	--	--	--	--	--	--	--	--	--	--	--	--	--	--	--	--	--	--	--	--	--	--	--	--	--	--	--	--	--	--	--	--	--	--	--	--	--	--	--	--	--	--	--	--	--	--	--	--	--	--	--	--	--	--	--	--	--	--	--	--	--	--	--	--	--	--	--	--	--	--	--	--	--	--	--	--	--	--	--	--	--	--	--	--	--	--	--	--	--	--	--	--	--	--	--	--	--	--	--	--	--	--	--	--	--	--	--	--	--	--	--	--	--	--	--	--	--	--	--	--	--	--	--	--	--	--	--	--	--	--	--	--	--	--	--	--	--	--	--	--	--	--	--	--	--	--	--	--	--	--	--	--	--	--	--	--	--	--	--	--	--	--	--	--	--	--	--	--	--	--	--	--	--	--	--	--	--	--	--	--	--	--	--	--	--	--	--	--	--	--	--	--	--	--	--	--	--	--	--	--	--	--	--	--	--	--	--	--	--	--	--	--	--	--	--	--	--	--	--	--	--	--	--	--	--	--	--	--	--	--	--	--	--	--	--	--	--	--	--	--	--	--	--	--	--	--	--	--	--	--	--	--	--	--	--	--	--	--	--	--	--	--	--	--	--	--	--	--	--	--	--	--	--	--	--	--	--	--	--	--	--	--	--	--	--	--	--	--	--	--	--	--	--	--	--	--	--	--	--	--	--	--	--	--	--	--	--	--	--	--	--	--	--	--	--	--	--	--	--	--	--	--	--	--	--	--	--	--	--	--	--	--	--	--	--	--	--	--	--	--	--	--	--	--	--	--	--	--	--	--	--	--	--	--	--	--	--	--	--	--	--	--	--	--	--	--	--	--	--	--	--	--	--	--	--	--	--	--	--	--	--	--	--	--	--	--	--	--	--	--	--	--	--	--	--	--	--	--	--	--	--	--	--	--	--	--	--	--	--	--	--	--	--	--	--	--	--	--	--	--	--	--	--	--	--	--	--	--	--	--	--	--	--	--	--	--	--	--	--	--	--	--	--	--	--	--	--	--	--	--	--	--	--	--	--	--	--	--	--	--	--	--	--	--	--	--	--	--	--	--	--	--	--	--	--	--	--	--	--	--	--	--	--	--	--	--	--	--	--	--	--	--	--	--	--	--	--	--	--	--	--	--	--	--	--	--	--	--	--	--	--	--	--	--	--	--	--	--	--	--	--	--	--	--	--	--	--	--	--	--	--	--	--	--	--	--	--	--	--	--	--	--	--	--	--	--	--	--	--	--	--	--	--	--	--	--	--	--	--	--	--	--	--	--	--	--	--	--	--	--	--	--	--	--	--	--	--	--	--	--	--	--	--	--	--	--	--	--	--	--	--	--	--	--	--	--	--	--	--	--	--	--	--	--	--	--	--	--	--	--	--	--	--	--	--	--	--	--	--	--	--	--	--	--	--	--	--	--	--	--	--	--	--	--	--	--	--	--	--	--	--	--	--	--	--	--	--	--	--	--	--	--	--	--	--	--	--	--	--	--	--	--	--	--	--	--	--	--	--	--	--	--	--	--	--	--	--	--	--	--	--	--	--	--	--	--	--	--	--	--	--	--	--	--	--	--	--	--	--	--	--	--	--	--	--	--	--	--	--	--	--	--	--	--	--	--	--	--	--	--	--	--	--	--	--	--	--	--	--	--	--	--	--	--	--	--	--	--	--	--	--	--	--	--	--	--	--	--	--	--	--	--	--	--	--	--	--	--	--	--	--	--	--	--	--	--	--	--	--	--	--	--	--	--	--	--	--	--	--	--	--	--	--	--	--	--	--	--	--	--	--	--	--	--	--	--	--	--	--	--	--	--	--	--	--	--	--	--	--	--	--	--	--	--	--	--	--	--	--	--	--	--	--	--	--	--	--	--	--	--	--	--	--	--	--	--	--	--	--	--	--	--	--	--	--	--	--	--	--	--	--	--	--	--	--	--	--	--	--	--	--	--	--	--	--	--	--	--	--	--	--	--	--	--	--	--	--	--	--	--	--	--	--	--	--	--	--	--	--	--	--	--	--	--	--	--	--	--	--	--	--	--	--	--	--	--	--	--	--	--	--	--	--	--	--	--	--	--	--

毒	RIGHT	毒	LEFT	毒	UP
☆	LEFT	☆	UP	☆	DOWN
□	UP	□	DOWN	□	RIGHT
○	DOWN	○	RIGHT	○	LEFT

PATRIOTIC PACMAN



SOLUTION TO PATRIOTIC PACMAN
64 is the number of dots in the longest path.

PUZZLE PROG

At the time of going to press 18 moves is the best solution known and it can be achieved as follows:

2,1,2
0,3,2
3,0,0
1,0,2
0,1,1
0,2,2
1,1,0
1,1,2
2,0,2
3,1,1
1,3,0
3,1,2
1,1,2
2,0,2
3,1,0
0,2,1
3,3,2
0,2,0



DUCKSHOOT

NIGEL: 25 20 10 10 5 1
JANE: 50 10 5 3 2 1
TRACEY: 25 20 20 3 2 1
The common total is 71.

Muppet creator Jim Henson put his puppeteers to work on a fantasy epic last year.

He created a land peopled by the weird Mystics, cruel Skeksis and gentle Pod People. Through this world two Gelflings are sent on a quest to break the rule of the Skeksis and return peace to the land.

A computer program of the quest was released and we at Computer and Video Games asked readers to come up with their own graphic representations of the weird and wonderful creatures from the world of the Dark Crystal.

head of Aughra, one of the "stars" of the film, flown over from America, the book of the film — beautifully illustrated by artist Brian Froud — and an LP of the film score.

When Bruce McNally, Henson Associates' creative director came in to judge the entries, he found a runaway winner in Alan Outter's marvellous representation of Jen the Gelfling on the BBC.

We show a screen picture of the winning entry over the page and for those who are feeling brave enough to key it in we reproduce the listing to show the work

The Dark Crystal Recreated

By Alan Outter

Runs on the BBC Model B

```
10 MODE5:GCOL0,4:MOVE 0,0:MOV
E1280,0:PLOT85,0,1024:PLOT85,128
0,1024:X=24
20PRINTTAB(8,10);"JEN":FORI=1
TO10000:NEXT I:CLS
30VDU19,6,4,0,0,0
40VDU19,3,3,0,0,0
50 VDU19,0,0,0,0,0
60VDU 23;8202;0;0;0
70ONERROR GOTO120
80 B=4:X=X+8:MOVEX,0
90GCOL0,B:READ A,B:DRAW X,A*B
-220
100IF A=180 THEN 80
110GOTO 90
120END
130DATA140,1,143,4,149,1,151,4
,180,4
140DATA127,1,139,4,143,1,149,4
,180,4
150DATA124,1,137,4,142,1,144,4
,180,4
160DATA123,1,125,3,133,1,142,4
,180,4
170DATA120,1,123,3,138,1,143,4
,180,4
180DATA119,1,122,3,140,1,146,4
,180,4
190DATA114,3,141,1,147,4,180,4
200DATA110,3,143,1,147,4,149,1
,152,4,160,1,161,4,180,4
210DATA106,3,144,1,147,4,148,1
,161,4,180,4
220DATA98,0,99,4,104,3,145,1,1
48,3,154,4,162,1,165,4,169,3,170
,5,172,4,180,4
230DATA97,0,100,4,102,7,138,3,
150,1,154,3,159,1,164,4,169,3,17
0,5,171,4,180,4
240DATA97,0,100,4,101,7,102,0,
108,7,110,0,113,7,114,0,115,7,13
8,3,149,1,154,3,157,1,161,4,162,
1,167,3,168,5,170,4,180,4
250DATA95,0,104,1,107,0,109,6,
111,1,115,0,116,7,141,3,158,1,16
0,3,162,4,167,5,170,4,180,4
260DATA89,0,94,1,95,0,98,1,104
,3,106,1,108,6,112,1,114,0,115,1
```

```
,117,0,118,6,133,7,144,3,161,5,1
63,4,164,5,167,4,180,4
270DATA 58,0,70,4,75,0,77,4,87
,0,94,1,95,0,97,1,101,3,108,1,11
0,0,111,3,112,6,113,1,114,0,115,
1,117,0,118,7,132,6,133,7,145,3,
161,1,163,3,164,1,169,5,171,4,18
0,4
280DATA46,0,94,1,95,7,96,0,97,
1,102,3,105,1,106,6,107,3,108,7,
110,1,112,3,113,1,115,0,116,6,11
7,1,118,0,119,6,131,7,133,6,134,
7,148,3,161,1,163,3,164,1,169,5,
171,4,180,4
290 DATA45,0,94,1,95,0,97,1,10
2,3,105,1,106,7,107,3,108,1,111,
0,112,3,113,1,116,0,117,1,118,0,
119,6,126,7,130,6,131,7,133,6,13
4,7,148,3,161,1,162,3,167,1,168,
5,169,4,180,4
300LISTDATA44,0,50,1,51,0,92,1
,93,0,95,1,97,5,99,7,105,1,107,3
,108,1,113,3,114,1,116,0,117,5,1
19,0,120,7,124,6,125,7,129,6,130
,7,148,3,169,5,170,4,180,4
310DATA43,0,50,1,52,0,55,1,56,
0,86,3,90,1,95,5,97,7,99,6,103,7
,105,1,107,7,109,1,111,0,112,1,1
16,0,117,1,119,0,120,7,124,6,125
,7,128,6,130,7,150,3,165,4,169,3
,174,4,180,4
320DATA42,0,51,1,53,0,54,1,56,
0,60,1,62,0,75,1,77,0,78,1,82,0,
86,3,89,7,91,1,95,6,96,7,99,6,10
2,7,105,1,106,5,107,7,109,1,112,
3,113,1,116,0,117,1,118,0,119,7,
136,6,137,7,151,3,164,4,165,5,16
6,4,170,5,172,4,180,4
330DATA42,0,52,1,53,0,54,1,56,
0,60,1,62,0,75,1,84,0,87,3,88,7,
90,5,91,1,95,5,95,7,105,1,106,5,
107,7,109,1,112,7,113,3,114,1,11
6,0,117,7,130,6,131,7,134,6,135,
7,137,6,139,7,150,3,170,5,171,4,
180,4
340 DATA41,0,52,1,54,0,55,1,57
,0,58,1,61,0,66,1,68,0,74,1,75,5
,77,1,79,5,80,1,85,0,87,3,88,5,8
```

```
9,1,92,5,93,7,95,6,102,7,105,1,1
07,7,109,1,111,7,113,3,114,1,117
,7,131,6,132,7,137,6,142,7,151,3
,170,4,172,5,176,3,179,4,180,4
350DATA40,0,55,1,56,0,57,1,60,
0,61,1,67,0,70,1,72,5,74,1,75,3,
80,5,85,1,86,0,87,1,88,7,90,6,95
,7,104,1,107,7,108,0,109,1,111,7
,114,1,116,7,121,6,124,7,131,6,1
33,7,134,6,135,7,137,6,140,7,149
,3,169,5,172,3,174,5,176,3,179,4
,180,4
360DATA40,0,42,1,50,0,55,1,56,
0,57,1,60,0,61,1,67,0,70,1,72,5,
74,3,79,7,80,5,82,7,94,6,103,1,1
04,0,105,1,106,7,108,0,109,1,111
,7,113,1,115,6,126,7,128,6,133,7
,137,6,139,7,150,3,168,5,173,3,1
75,5,176,3,177,4,180,4
370DATA41,0,43,1,52,0,55,1,57,
0,58,1,71,5,72,3,78,7,90,0,92,7,
103,1,104,0,105,1,108,0,111,7,11
2,1,115,6,126,7,128,6,132,7,137,
6,138,7,148,3,163,5,167,3,170,4,
171,5,172,3,177,4,180,4
380DATA41,0,43,1,55,0,57,1,70,
5,75,7,76,3,77,1,85,0,86,4,93,0,
99,7,101,1,102,0,104,1,107,0,108
,1,111,7,112,1,115,5,116,7,120,6
,124,7,131,6,132,7,147,3,159,1,1
65,3,166,1,168,3,171,5,173,4,180
,4
390 DATA42,0,46,3,47,5,54,1,56
,0,58,5,60,1,63,5,66,1,69,5,70,3
,73,7,77,5,81,7,83,0,84,4,99,0,1
00,1,102,0,104,1,114,7,115,0,117
,6,120,7,123,6,129,7,130,6,131,7
,147,3,159,5,168,3,171,5,173,4,1
80,4
400 DATA42,0,46,3,54,5,57,0,59
,5,60,1,64,5,65,7,66,5,67,1,69,7
,70,1,73,7,75,5,78,7,80,0,84,4,9
8,1,99,0,102,1,103,0,104,1,105,0
,107,1,112,0,115,3,116,1,120,7,1
23,6,129,7,130,6,133,7,148,3,159
,5,163,1,168,3,170,4,171,5,173,4
,180,4
410DATA43,0,60,5,63,1,66,5,67,
1,69,5,70,3,71,0,77,4,97,1,99,0,
```


101,1,102,0,103,1,104,0,105,1,11
2,0,113,1,115,0,119,1,120,7,138,
3,158,5,161,3,163,5,165,3,167,1,
169,3,171,4,172,5,174,4,180,4
420 DATA43,0,46,1,51,0,57,3,58
0,59,3,60,0,62,3,63,0,68,4,90,3
96,1,97,0,102,1,103,0,104,1,105
0,108,1,109,0,113,1,115,0,116,7
137,3,155,1,158,3,164,5,163,3,1
66,5,172,4,173,5,176,3,177,1,178
3,179,4,180,4
430 DATA44,0,49,1,55,0,57,3,59,
0,60,1,61,5,62,3,63,0,64,5,66,3,
68,0,69,1,70,4,89,1,90,3,91,0,94
3,95,1,100,0,101,1,102,0,108,1,
109,0,112,1,114,7,116,3,125,7,13
4,3,158,1,163,3,165,5,166,3,167,
4,172,3,175,4,176,5,178,4,180,4
440 DATA44,0,51,3,55,0,56,3,59,
0,60,1,61,5,62,3,64,0,65,5,66,3,
68,0,69,1,70,4,89,1,90,3,91,0,94
1,99,0,102,1,103,0,106,1,107,0,
108,1,112,7,115,3,148,5,161,4,16
2,5,163,3,166,5,167,3,168,4,175,
3,176,4,180,4
450 DATA46,0,49,1,53,0,55,1,57,
0,60,1,62,5,63,0,64,5,65,3,66,1,
67,0,68,3,69,0,70,1,73,4,88,3,89
0,91,3,92,0,93,1,101,0,107,1,10
8,7,113,3,146,5,152,3,156,1,159,
4,162,1,163,3,166,5,167,3,169,4,
175,3,176,4,180,4
460 DATA45,0,50,1,57,0,58,1,59,
5,62,3,63,0,64,5,66,3,68,0,69,3,
70,0,72,1,75,4,86,3,87,1,89,0,92
3,94,1,98,0,104,1,107,4,110,3,1
44,5,147,1,150,3,151,4,155,3,159
4,163,1,164,3,166,4,169,3,170,4
180,4
470 DATA45,0,55,1,58,0,60,3,62,
1,63,5,64,3,66,1,67,0,68,3,70,0,
71,3,74,1,75,0,76,1,77,4,85,3,86
1,88,0,91,1,95,3,97,0,101,1,104
3,110,3,125,1,130,3,141,5,146,1
147,4,157,3,159,4,175,3,176,4,1
80,4
480 DATA46,0,54,1,55,0,60,3,62,
0,63,1,67,0,68,3,70,0,71,3,74,1,
75,0,76,3,78,1,79,3,80,4,82,3,85
1,86,0,90,3,92,1,94,0,100,3,101
1,102,4,121,5,126,4,132,3,139,5
145,4,175,3,176,4,180,4
490 DATA47,0,56,3,58,0,62,1,66,
0,67,3,70,0,71,3,74,1,75,0,76,3,
83,1,85,0,90,3,94,1,95,0,100,3,1
02,1,103,4,175,3,178,4,180,4
500 DATA48,0,57,3,59,1,64,0,67,
3,68,0,69,7,70,0,71,3,75,1,76,0,
77,3,81,1,82,0,85,3,91,0,92,1,93
0,96,1,98,3,103,4,114,0,116,4,1
76,3,177,4,180,4
510 DATA51,0,64,7,65,0,69,3,74,
1,75,0,76,3,80,1,81,0,85,3,89,0,
92,1,96,3,98,0,108,4,112,0,118,6
127,4,180,4
520 DATA53,0,62,1,64,0,68,1,69,
3,75,1,76,0,77,1,78,0,85,3,88,0,
90,1,91,0,92,3,98,0,100,7,101,6,
103,7,109,0,110,7,115,6,118,7,12
2,6,126,0,127,6,132,4,180,4
530 DATA55,0,68,1,69,3,72,7,74,
1,75,0,76,1,77,0,80,1,83,3,87,0,
90,3,95,0,96,1,99,0,105,7,110,0,
115,7,118,0,120,6,124,0,125,6,12
6,7,127,0,129,7,132,0,134,6,138,
4,180,4
540 DATA56,0,66,1,68,3,71,1,72,
7,73,1,75,0,76,1,77,0,78,1,79,3,
85,0,89,1,90,3,95,0,97,1,98,6,10
4,0,108,6,110,0,117,7,119,6,133,
7,137,0,138,6,140,4,180,4

550 DATA54,0,63,1,64,0,70,1,73,
0,77,1,79,3,83,1,84,0,87,1,88,3,
91,0,92,1,93,0,94,0,119,7,122,6,
123,0,137,6,138,0,140,6,142,4,18
0,4
560 DATA54,0,58,5,60,0,70,1,72,
0,77,3,81,0,83,1,85,0,87,3,90,0,
91,1,92,3,95,6,100,0,135,6,136,0
140,6,141,0,144,4,180,4
570 DATA47,1,48,0,55,5,56,1,61,
0,65,1,70,0,75,1,76,3,80,7,82,0,
84,1,86,3,89,0,90,1,92,3,94,7,98
6,108,0,121,3,122,7,127,0,135,6
138,0,139,6,144,0,147,4,180,4
580 DATA46,1,48,0,53,1,61,0,63,
1,69,0,74,1,75,3,79,0,84,3,88,0,
89,1,91,3,92,6,109,0,116,3,120,7
130,0,137,6,140,0,143,6,145,0,1
48,4,180,4



590 DATA38,1,47,0,50,5,54,1,55,
3,59,1,61,0,63,1,68,0,72,1,74,3,
78,1,79,0,84,3,89,1,91,3,92,0,98
6,104,0,115,3,118,7,122,3,123,7
130,0,136,6,141,0,142,6,144,0,1
50,4,180,4
600 DATA32,1,47,5,51,7,52,3,55,
5,59,0,61,3,64,0,71,1,72,3,77,1,
81,3,85,1,90,0,111,3,116,7,119,3
120,7,122,3,125,7,131,0,140,6,1
48,0,150,4,180,4
610 DATA30,3,36,1,40,0,47,5,49
1,51,3,58,5,59,0,61,3,63,0,70,1,
71,3,74,1,79,0,80,3,84,0,85,1,9
1,0,110,3,116,7,118,3,125,7,133,
0,140,6,149,0,150,6,151,0,152,4,
180,4
620 DATA29,3,35,1,41,0,46,5,50,
3,58,0,62,3,64,0,66,1,69,3,72,1,
74,0,76,1,78,0,79,3,84,0,85,1,86
3,87,1,94,0,109,3,110,7,115,3,1
25,7,132,0,133,7,136,1,138,0,140
6,144,0,146,6,149,0,152,6,153,0
154,4,180,4
630 DATA31,0,46,5,52,3,56,0,60,
3,61,0,62,3,64,0,65,1,66,3,72,0,
79,3,82,0,83,1,84,3,88,1,92,3,94
0,96,5,98,3,103,0,109,3,110,7,1
15,1,116,3,125,7,130,3,131,0,132
7,134,0,135,7,137,1,140,6,146,0
148,6,151,0,152,6,153,0,154,4,1

80,4
640 DATA31,0,46,1,49,3,55,0,60,
3,61,0,62,3,63,0,64,1,65,3,69,0,
76,3,80,0,82,1,84,3,94,0,96,5,97
3,98,5,101,0,103,3,107,7,108,3,
110,7,114,1,115,0,116,1,117,3,12
0,7,123,3,125,7,129,1,130,3,131,
0,132,2,134,0,136,3,137,1,139,0,
142,6,143,7
650 DATA145,6,147,0,148,7,150,
6,151,0,152,6,153,6,154,4,180,4
660 DATA34,3,38,1,41,0,45,1,50,
7,51,5,54,0,55,6,56,0,62,3,65,1,
66,3,68,0,74,3,78,0,81,1,83,3,85
1,90,3,93,7,94,0,95,5,97,3,98,5
99,0,105,7,107,5,108,3,109,7,11
4,1,115,0,117,1,118,7,121,0,122,
3,123,7,124,3,125,7,129,1,130,3,
132,2,133,7,134,2
670 DATA135,0,136,3,137,7,141,
0,143,6,144,7,148,0,150,6,153,0,
155,4,180,4
680 DATA28,3,35,1,39,0,45,1,51,
3,55,0,62,3,65,7,66,0,74,3,77,0,
81,1,82,3,84,1,90,3,93,0,94,5,95
3,96,5,97,0,99,3,101,0,103,1,10
5,3,106,7,107,5,108,3,109,7,113
1,115,0,117,1,121,7,122,3,123,7,
129,5,130,3,132,2,133,0,134,2,13
5,0,136,3,137,7
690 DATA138,5,140,6,141,0,142,6
144,7,147,6,148,0,150,6,154,0,1
55,4,180,4
700 DATA30,3,34,0,44,3,54,0,63,
3,65,0,71,3,77,0,78,1,79,3,83,0,
84,1,87,3,88,0,89,3,90,7,91,3,93
0,94,6,95,3,96,5,97,0,98,3,100,
0,101,5,102,3,106,7,107,5,108,3,
109,7,113,1,114,7,115,0,116,7,11
7,0,118,1,119,3,124,7,129,5,131,
3,133,0,135,3
710 DATA137,5,139,0,140,6,144,7
146,6,148,0,152,6,154,0,155,6,1
56,4,180,4
720 DATA29,0,44,1,50,3,54,0,57,
1,61,0,63,3,66,0,70,3,72,1,76,3,
77,1,79,3,84,0,85,1,86,3,88,0,91
7,92,1,93,0,94,5,95,3,96,5,97,1,
98,3,99,0,100,1,101,3,104,7,106
0,107,5,108,3,109,7,113,1,115,0
117,1,118,7,121,0,122,3,123,1,1
24,7,130,5,131,7
730 DATA134,0,135,7,136,5,140,1
143,6,147,7,146,0,147,6,150,0,1
53,6,154,0,155,7,156,0,157,4,180
4
740 DATA28,0,44,1,49,3,53,0,57,
12,60,0,64,3,66,0,68,1,69,0,70,3
72,1,73,0,75,3,76,1,78,7,81,3,8
4,0,85,3,87,1,88,0,90,1,93,0,94,
3,95,0,96,3,99,0,100,3,103,7,106
0,107,5,108,1,109,3,113,1,115,0
116,1,117,7,122,3,123,1,124,3,1
29,7,133,0,134,5
750 DATA127,3,131,7,134,5,135,1
138,0,144,6,147,7,149,0,153,5,1
55,0,156,5,157,4,180,4
760 DATA28,0,43,1,49,3,52,0,55,
1,56,0,57,1,59,0,63,3,67,0,68,3,
70,1,71,0,73,1,74,3,75,1,77,7,80
0,84,3,87,1,89,3,90,1,93,0,94,3
95,0,96,3,97,0,98,1,99,3,103,7,
107,0,108,5,110,3,112,1,113,7,11
4,1,115,0,116,7,118,3,119,7,122,
1,124,3,125,1
770 DATA29,0,43,1,49,3,50,0,53,
1,54,0,55,1,60,0,64,3,69,1,71,0,
73,1,77,0,80,3,85,1,88,0,89,1,90
3,96,0,98,3,100,7,105,1,106,0,1
07,1,108,5,113,7,115,0,116,5,118
3,119,5,121,7,124,1,129,3,137,7

139,6,145,0,146,6,147,7,149,0,1
54,6,155,0,156,6
780DATA157,4,180,4
790DATA33,1,40,0,42,3,46,1,47,
3,50,0,53,1,56,0,57,1,58,0,59,1,
61,0,64,3,69,0,73,1,88,0,89,1,92
7,94,0,97,3,98,7,104,3,105,1,10
6,5,107,0,108,1,109,5,113,3,115,
0,116,1,117,5,120,7,124,1,127,5,
130,1,131,7,132,3,136,7,138,0,14
5,6,148,7,149,0
800DATA154,6,155,0,156,4,180,4
810DATA31,5,32,0,41,3,42,1,47,
3,49,0,51,1,53,0,54,1,56,0,58,1,
62,0,65,3,70,0,73,1,80,3,88,0,89
1,90,3,91,1,92,3,96,1,97,3,105,
1,106,5,107,0,108,1,109,5,113,3,
114,5,120,6,122,1,128,3,131,5,13
2,7,137,0,146,6,151,0,152,7,154,
6,155,0,156,4
820DATA180,4
830DATA30,1,33,0,41,1,46,3,49,
0,50,1,53,0,54,1,55,0,67,3,74,0,
75,1,81,3,88,0,89,1,90,3,91,1,94
3,96,1,102,3,104,1,108,7,109,1,
110,5,115,3,116,1,117,5,119,6,12
0,1,128,5,131,1,134,3,137,1,140,
3,141,7,144,0,147,6,156,0,157,6,
158,4,180,4
840DATA34,0,40,3,41,1,46,3,48,
0,49,1,54,0,55,1,56,0,83,3,88,0,
89,1,90,3,91,1,93,3,94,0,95,1,10
8,7,109,1,110,5,111,1,13,5,114,3
1,15,1,117,7,118,6,121,1,125,5,1
31,1,133,3,134,1,137,5,142,3,143
6,144,7,145,0,150,6,151,0,154,6
156,0,157,6
850DATA158,4,180,4
860DATA33,0,40,3,43,1,45,3,48,
0,49,1,50,0,51,1,52,0,53,1,54,0,
55,1,57,0,60,1,74,3,77,0,80,3,83
0,84,1,85,3,88,0,89,1,90,3,91,0
92,3,96,0,97,1,108,7,109,1,114,
5,115,3,116,1,117,7,119,6,120,1,
122,3,125,5,126,3,127,1,131,7,13
4,0,135,1,142,0
870DATA145,6,153,0,154,6,157,4
180,4
880DATA31,0,35,1,37,0,40,3,44,
1,46,0,49,1,50,3,51,0,54,1,56,0,
57,1,58,0,60,1,61,3,67,1,73,3,75
1,76,3,80,0,83,3,84,0,85,1,86,3
0,88,0,89,1,93,0,94,1,95,3,96,7,9
7,0,98,1,108,3,109,1,110,5,113,1
114,3,115,7,117,6,119,1,121,3,1
23,7,124,5,125,3
890DATA127,5,129,1,130,7,134,0
135,1,136,6,137,1,141,7,144,0,1
51,6,153,0,155,6,157,4,180,4
900DATA31,0,33,1,38,0,40,3,44,
1,45,3,47,0,50,3,51,0,55,1,56,0,
58,1,59,0,61,1,63,0,67,1,71,3,75
1,77,3,79,1,80,0,83,3,84,1,85,0,
86,1,87,3,88,0,89,1,90,7,92,0,9
3,1,94,3,97,0,98,1,105,5,108,3,1
09,1,110,5,113,3,115,7,116,5,119
1,120,3,122,7
910DATA125,3,127,5,129,1,130,3
131,7,132,0,133,7,134,2,135,0,1
36,1,137,6,139,1,140,6,141,0,146
6,150,0,154,6,155,4,180,4
920DATA30,1,33,0,41,3,44,1,46,
0,48,1,59,0,62,1,67,0,69,1,71,3,
73,1,83,0,87,1,89,3,90,0,91,5,92
0,94,1,95,3,98,5,100,1,101,5,10
4,1,105,5,108,1,109,3,115,7,117,
3,120,7,125,3,130,7,132,1,133,2,
134,0,137,1,138,3,139,1,143,0,15
0,6,152,0,153,6
930DATA154,0,156,4,180,4
940DATA31,1,32,3,33,1,34,0,35,

1,36,0,42,1,47,0,56,1,58,0,69,1,
85,3,87,0,88,1,90,3,91,0,92,6,93
0,95,1,96,3,99,0,100,1,105,5,10
7,1,109,3,110,1,120,7,125,3,130,
7,132,5,133,2,134,7,135,2,136,0,
137,3,139,5,140,1,142,0,150,6,15
5,0,156,6,157,4
950DATA180,4
960DATA30,1,31,3,32,1,33,0,41,
1,46,0,56,1,59,0,67,1,68,0,69,1,
85,3,86,1,87,0,89,3,91,0,92,5,93
0,95,1,96,3,99,0,101,1,109,3,11
0,5,113,1,114,5,115,1,119,7,125,
3,130,7,132,5,133,2,134,7,135,2,
136,0,137,3,139,6,140,5,142,0,14
9,6,155,0,157,4
970DATA180,4
980DATA30,1,31,3,34,1,35,0,39,
1,43,0,44,1,46,0,55,3,56,0,61,3,
65,1,67,0,69,1,79,3,80,1,83,3,87
1,88,0,90,3,91,0,92,5,93,0,95,1
96,3,100,0,102,1,104,5,109,3,11
0,5,113,1,114,5,115,1,120,3,122,
1,123,3,125,7,129,3,130,7,132,1,
133,0,136,1
990DATA137,3,138,5,140,1,142,6
152,0,154,6,156,4,180,4
1000DATA31,1,32,3,35,0,44,3,45,
1,47,0,55,1,57,0,73,1,74,3,75,1,
77,3,78,1,79,3,81,1,87,3,88,1,91
0,92,5,93,0,95,5,96,3,100,0,103
1,104,5,108,1,109,3,110,5,113,1
114,5,116,1,119,3,122,5,124,3,1
27,7,129,3,130,7,133,1,134,0,136
1,142,6,143,0
1010DATA149,6,151,0,153,6,156,0
158,4,180,4
1020DATA31,1,32,3,34,1,35,0,43,
3,44,1,47,0,51,1,55,0,74,1,77,3,
78,1,84,3,87,1,91,0,92,5,93,3,94
0,96,5,99,3,101,0,103,3,104,1,1
06,6,108,1,109,3,111,1,114,5,118
1,119,5,124,3,126,7,129,3,130,7
134,1,135,0,136,1,142,0,144,7,1
45,6,149,0,153,6
1030DATA156,0,157,4,180,4
1040DATA33,3,35,0,51,1,59,3,60,
0,73,1,76,0,77,1,83,3,89,1,91,5,
92,0,93,3,94,0,97,5,100,7,102,0,
103,3,104,0,107,1,110,3,111,1,11
4,5,116,0,117,1,120,5,124,7,126,
3,128,7,131,3,133,1,134,3,135,0,
137,1,141,6,142,0,145,6,147,0,15
0,7,152,0,157,4
1050DATA180,4
1060DATA33,3,34,0,48,1,49,0,51,
1,53,0,56,1,59,3,62,1,64,0,77,1,
83,3,89,1,90,7,91,0,93,3,95,0,10
0,7,103,0,110,1,114,5,115,0,116,
1,121,5,124,7,126,1,128,3,130,7,
134,0,136,1,141,0,146,6,149,7,15
0,0,156,7,157,6,158,4,180,4
1070DATA31,0,33,3,34,0,48,1,50,
0,51,1,52,0,59,1,60,3,61,1,62,0,
76,1,85,0,87,3,90,7,92,0,93,3,96
0,100,7,103,0,111,1,116,0,118,5
1,119,1,125,7,126,5,129,3,131,1,1
35,3,136,1,141,0,142,6,146,0,148
7,149,0,154,6,155,0,156,6,158,0
159,4,180,4
1080DATA31,0,33,3,34,0,48,1,50,
0,51,1,52,0,58,1,59,3,60,1,62,0,
68,1,69,3,71,0,73,1,84,0,88,3,90
7,92,0,95,7,98,0,111,1,1118,0,1
20,1,126,5,128,7,130,1,135,5,137
1,140,3,146,6,147,0,151,6,157,0
158,4,180,4
1090DATA32,0,33,3,34,0,44,1,45,
0,50,1,51,0,58,1,59,3,60,1,61,0,
68,1,70,3,71,0,79,1,83,0,92,6,94
0,95,7,99,0,104,7,105,0,113,5,1

15,0,150,6,155,0,157,4,180,4
1100DATA29,0,30,7,32,0,39,1,40,
0,51,1,46,0,62,1,63,0,64,1,65,0,
68,1,72,0,76,1,85,0,89,6,92,0,94
6,95,0,97,6,101,0,105,7,106,0,1
14,5,117,0,149,6,150,7,151,6,154
0,156,4,180,4
1110DATA29,0,37,1,40,0,45,1,47,
0,63,3,65,0,68,1,70,0,76,1,78,0,
83,1,86,0,91,6,94,0,95,6,96,0,98
6,102,0,105,7,107,0,115,6,117,0
148,6,149,7,150,6,151,0,155,4,1
80,4
1120DATA32,1,33,0,34,1,35,0,45,
1,47,0,62,1,63,3,65,0,66,1,68,3,
70,1,71,0,75,1,79,0,82,1,83,3,85
1,87,0,91,1,92,0,96,0,97,6,98,0,
100,6,105,0,108,6,114,0,116,7,1
23,6,137,0,146,6,148,7,149,6,150
0,154,4,180,4
1130DATA33,1,34,0,45,1,46,0,62,
1,63,3,64,0,66,1,68,3,69,1,70,0,
73,1,78,0,82,1,83,3,85,1,86,0,91
1,93,0,96,6,99,0,102,6,129,7,13
6,0,138,6,142,0,145,6,147,7,149,
6,150,0,153,4,180,4
1140DATA33,0,44,1,45,0,62,1,63,
3,64,0,65,1,68,3,69,0,71,1,79,0,
80,1,85,0,86,1,91,0,92,1,94,0,97
6,100,0,102,6,110,0,115,6,117,0
138,6,140,0,143,6,145,7,146,6,1
48,0,152,4,180,4
1150DATA38,1,39,0,46,1,47,0,68,
1,70,0,71,1,73,3,78,1,82,3,85,0,
86,1,90,0,91,1,93,0,112,7,114,0,
131,6,138,7,139,0,141,6,142,0,14
3,6,144,0,150,4,153,6,154,4,180,
4
1160DATA40,0,48,1,50,0,68,3,69,
1,70,0,71,1,78,3,80,1,84,3,85,0,
86,1,90,0,91,1,93,0,112,7,114,0,
131,6,138,7,139,0,141,6,142,0,14
3,6,144,0,150,4,180,4
1170DATA44,0,68,3,69,1,70,0,71,
1,75,0,76,1,78,3,81,1,84,3,85,1,
94,0,100,6,130,0,133,6,138,0,141
6,142,0,145,6,146,0,150,6,153,4
180,4
1180DATA47,0,71,1,74,0,75,1,77,
3,78,1,81,3,82,0,83,1,85,3,87,1,
94,0,99,6,102,0,140,6,150,7,151,
6,153,4,180,4
1190DATA58,0,71,1,73,0,75,1,77,
3,78,0,79,1,82,0,83,1,86,3,87,1,
92,0,99,6,102,7,104,6,108,7,109,
6,111,0,112,6,120,0,135,5,137,0,
147,6,149,7,150,6,152,4,180,4
1200DATA63,0,74,1,76,3,77,0,79,
1,82,0,85,1,91,0,92,1,95,0,102,6
106,0,107,6,110,0,115,6,125,7,1
26,0,138,5,141,0,146,6,150,4,180
4
1210DATA65,0,69,1,71,0,75,1,77,
0,79,1,83,0,85,1,91,0,92,1,95,0,
96,1,97,0,98,6,102,0,130,1,132,0
140,3,141,0,146,6,149,4,180,4
1220DATA67,0,71,1,72,0,79,1,80,
0,84,1,87,0,92,1,94,0,100,7,102,
6,103,0,130,1,140,0,142,3,143,5,
144,6,146,4,180,4
1230DATA69,0,73,1,77,0,79,1,80,
0,92,1,94,0,131,1,140,0,141,3,14
2,5,144,6,145,4,180,4
1240DATA73,0,75,1,80,0,133,1,13
7,6,139,1,145,4,180,4
1250DATA74,0,89,4,98,0,131,6,13
5,1,136,5,139,1,144,4,180,4
1260 DATA76,0,80,4,85,0,87,4,99
0,125,6,134,4,180,4
1270DATA103,0,120,6,128,4,180,4
1280DATA107,0,116,6,122,4,180,4

PLAY

THE VESPOZIAN AFFAIR: Keith Campbell's dramatic adventure set on a spacecraft on a deep-space mission.

INTERSTELLAR INTRIGUE: Mike Singleton challenges you to outwit up to four opponents as you try to take over the known galaxy.

THE BEACON STAR WAR: Mining vessels, gun-ships and stargates battle it out in Ron Potkin's classic wargame, set among the strange alien space scavengers.

PIRATES & POLYPS: Arcade style co-ordination is needed to keep the pirates from the valuable polyps as you try to catch them in the rays of your space scanner. By Pat Norris.

PLUS

Pages of Bugs cartoons ★ Pages to puzzle over ★ Tips on Spectrum, Vic, Atari, BBC and Dragon programming — from the experts ★ And a whole host of features from the people behind Britain's top computer magazine.

