

# POPULAR Computing WEEKLY

30 September 1982 Vol 1 No 24

35<sub>p</sub>

FREE COMPUTER BUY/SELL SERVICE

**COMPUTER SWAP**

SEE PAGE 24

**How good is the NewBrain?**

**Define your own Spectrum keyboard**

**Learn machine code**

**BBC screen lines**

Cover Story:  
Tunnel on ZX81



**Whizzkid '82**  
Win a Dragon 32 & £2000  
of advertising



## Spectrum MONITOR

### MACHINE CODE DEBUG/DISASSEMBLER

- Enter, Run, Debug machine code programs
- Compatible with Basic
- Breakpoints & Register Display
- Disassembly to Screen and/or ZX Printer
- Number converter — Hex/Dec/Hex
- 16K and 48K versions on one cassette + 30-page Manual

£7.50

EDITOR/ASSEMBLER available soon — please send SAE for details

## ZX81

### SCREEN KIT 1 MORE POWER TO YOUR SCREEN

In all your BASIC Programs

4K to 64K

£5.70

**BORDERS** any size, anywhere on screen. **SCROLL** in all 4 directions. **CLEAR** and **REVERSE PART OF SCREEN**. **FLASHING CURSOR** anywhere on screen — simulates INPUT. **DATA FILES SAVE & LOAD** Basic variables: Double Speed.

880 bytes machine code for INSTANT RESPONSE. Becomes part of Basic Program

### ZX-MC

### MACHINE CODE DEBUG/MONITOR

COMPLETE FREEDOM FROM BASIC for machine code programmers

4K to 64K

£7.50

ENTER, RUN, DEBUG machine code. SAVE, LOAD, VERIFY at double speed. BREAKPOINTS and REGISTERS DISPLAY. Self-contained — cannot be used with Basic. Cassette plus 36-page Manual.

### RELOAD

### MACHINE CODE ENTRY/DEBUG

16K to 64K

£6.95

Version of ZX-MC without the Save/Load/Verify facility. ENTER, RUN, DEBUG machine code. Instantly CREATE A REM LINE of any length. Compatible with Basic. Switch between Program & RELOAD Screen displays. Breakpoints and Registers displays.

6 CORKSCREW HILL  
WEST WICKHAM, KENT

Mail order only  
14 days delivery

SAE for more details  
Cheques/POs to PICTURESQUE

Picturesque

# GEMINI SOFTWARE

## ZX81 (16K) SPECTRUM (48K) STARTREK

Features an 8 x 8 Galaxy, Klingons and Starbases, short and long range scans, Torpedoes and Phasers, Computer etc.

PLUS Normal or Hyperdrive: choose your speed but watch the energy level.

Galaxy Map: keep track on where you have been. Also, shows whether any Klingons remain there, and where the starbases are.

Visual display of Enterprise's position and movement.

Visual display of photon torpedo.

Messages from crew members.

5 levels of play. And much more.

Cassette plus full instructions.

ZX81 £4.95

Spectrum £5.95 (colour and sound too)

Sae for other programs.

## GEMINI SOFTWARE

36 BADMINTON ROAD, LEICESTER LE4 7RQ

TEL: (0533) 64915

## PSS

PERSONAL SOFTWARE SERVICES  
112 OLIVER STREET, COVENTRY CV6 5FE

## ZX-81 OWNERS — YOU CAN NOW LOAD/SAVE 16K IN 29 SECS

WITH THE INCREDIBLE QSAVE PACKAGE FROM PSS

\*Verify successful saving of programs \*Compatible with your existing recorder \*No hardware modifications needed \*No extra power supply necessary \*No more wasted time waiting for programs to load or save

QSAVE comes in two parts:

**A HARDWARE** — simply plug the QSAVE amplifier/filter between your existing tape reader and the ZX81 (all leads supplied).

**B SOFTWARE** — Load the QSAVE cassette before you load a tape or key in a program. You can then save & reload a full 16K (including RAMTOP) in only 29 seconds. i.e. a data transfer rate of 4000 + BAUD compared with only 250 on the standard ZX81. QSAVE also gives your ZX81 a verify function just like the Spectrum which allows you to check that your programs have saved properly.

REVOLUTIONISE YOUR PROGRAMMING NOW FOR THE  
ALL INCLUSIVE PRICE OF £15.95

Make cheques, POs payable to PSS. Full money back guarantee. Normal delivery within 7-14 days.

\* AVAILABLE NOW — 64K QSAVE \*

RESIDENT IN THE 8K AREA ALLOWING SAVING AND LOADING OF THE FULL 48K BASIC AREA UNDER 1-2 MINUTES. THIS INVALUABLE TIME SAVER COSTS ONLY £17.95 AND IS OF COURSE SUBJECT TO OUR MONEY BACK GUARANTEE.

## NEWSOFT PRODUCTS

12 Whitebroom Road, Hemel Hempstead, Herts HP1 3PU

### ZX81 AND SPECTRUM SOFTWARE

NEW! 3-D SPECTRAL MAZE SPECTRUM ONLY £4.95

Specially commissioned three-dimensional maze. Fast action. Superb plot and draw routines. You must see this one in action! Explore the maze, find the keys to freedom! Beware of pitfalls!

SECRET VALLEY ZX81 AND SPECTRUM £4.95

Fast moving all-action adventure with superb graphics. Search the secret valley for spellstones, the sword of power and the crown of life. Promotion from monster fodder to master of destiny is achieved only by defeating the many monsters that inhabit the secret valley. Beware, the coward does not live long. Spectrum version has full colour and sound.

TIME BANDITS ZX81 AND SPECTRUM £4.95

Two programs for the price of one! Side A of this cassette contains five new games accessed from a menu. Use this side to practice or you won't have a chance in the adventure! On side B the games are combined to form a unique adventure in time and space. Kidnapped by the time bandits you must help them to steal the treasures of the universe until you can defeat the prince of ultimate evil and find your way home.

THE GREAT WESTERN ZX81 AND SPECTRUM £4.95

Can you survive the challenge of guiding a waggon train across North America on the Oregon Trail? Contains three new fast-moving games: Shoot The Moose, Dig For Gold, and Indians! ZX81 program uses picturesque's screen kit 1 for dramatic screen effects. Spectrum version has full colour, sound and user-defined graphics.

RAMPAGE ZX81 AND SPECTRUM £4.95

A logical chase around your memory map! Bug, poke or crash rival home computers, peek locations and poke yourself to them. ZX81 version uses picturesque's screen kit 1. Spectrum program has full colour and sound effects.

ROULETTE ZX81 AND SPECTRUM £4.95

The first successful implementation for a microcomputer. Allows all legal bets. Multiple, mixed bets on each spin of the wheel. ZX81 program. Allows one or two players to play against the banker. Spectrum version enhanced with colour and sound effects. Excellent graphics show table layout and growing (?) piles of chips.

Coming soon for the Spectrum — 48K adventure The Tower of London.

All current programs require 16K minimum Ram. Please state Spectrum or ZX81 versions required. Cassettes £4.95 each or £8 any two. Prices include p & p.



# POPULAR Computing WEEKLY

## The Team

### Editor

Brendon Gore

### Reporter

David Kelly [01-930 3271]

### Sub-editor

Ninette Sharp

### Editorial Secretary

Jenny Jackson

### Advertisement Manager

David Lake [01-839 2846]

### Advertisement Executive

Alastair Macintosh [01-930 3840]

### Managing Editor

Duncan Scot

### Publishing Director

Jenny Ireland

*Popular Computing Weekly*,  
Hobhouse Court, 19 Whitcomb Street,  
London WC2  
Telephone: 01-839 6835

Published by Sunshine Publications Ltd.

Typesetting, origination and printing by  
Chesham Press, Chesham, Bucks

Distributed by S M Distribution  
London SW9. 01-274 8611. Telex: 261643

© Sunshine Publications Ltd 1982

### Subscriptions

You can have *Popular Computing Weekly* sent  
to your home: the subscription rate is £19.95 per  
year, for addresses in the UK, £37.40 overseas.

### How to submit articles

Articles which are submitted for publication  
should not be more than 1000 words long.

All submissions should be typed and a double  
space should be left between each line.

Programs should, whenever possible, be  
computer printed.

At present we cannot guarantee to return  
every submitted article, so please keep a copy.

### Accuracy

*Popular Computing Weekly* cannot accept any  
responsibility for any errors in programs we  
publish, although we will always try our best to  
make sure programs work.

## This Week



Cover illustration by Teoman Irmak

<b>News</b>	5
Spectrum backlog hopes.	
<b>Letters</b>	7
Vic20 discrimination.	
<b>Tunnel</b>	8
A new game for ZX81 by Brian Hubbard.	
<b>Street Life</b>	11
David Kelly talks to the men behind the Lynx.	
<b>Reviews</b>	12
Paul Kriwaczek looks at the NewBrain.	
<b>Open Forum</b>	14
Five-and-a-half pages of your programs.	
<b>Whizzkid 82</b>	19
Win a Dragon 32.	
<b>Spectrum</b>	20
Define your own keyboard.	
<b>Programming</b>	21
BBC screen lines.	
<b>Machine Code</b>	22
Z80 architecture.	
<b>Peek &amp; poke</b>	23
Your questions answered.	
<b>Competitions</b>	26
Puzzle, Arthur.	

## Editorial

Adventure games have a small but devoted following among micro-computer users.

Go to any micro exhibition and you will find a few intent individuals, oblivious to the noise of the surrounding *Space Invader* stalls, earnestly discussing the merits of their latest Adventure. Not for them the tests of co-ordination and reflex demanded by *Asteroids* and *Defender*. They are living in another world, literally.

Adventure games are a curious mix of puzzle and fantasy. The protagonist finds him, or her, self in a world that can range from Tolkien's *Lord of the Rings* to Clarke's *2001 A Space Odyssey*. The object of the game is usually to find some hidden treasure or rescue an imperilled princess.

It is essentially a battle of wits — the player versus the author of the program. But, though adventure writers can be pretty devious, the clues to solving the game are usually there, if you look hard enough.

There is a feeling of tremendous satisfaction in solving an Adventure, or even part of one. It is a feeling that is deserved, since your success depends on your native wit, or your ability to cheat by looking through the program listing.

## Next Week



Can you drive  
your opponent into a  
corner? Find out in *Laserchase*  
— a new game for ZX Spectrum



# SOFTWARE SUPERMARKET

## YOUR ONE-STOP SHOP FOR THE BEST ZX81 PROGRAMS.

Now you can order the very best ZX81 programs with just one postage stamp. From the many tapes available, we've selected the ones that stretch your ZX81, the ones you'll want to play again and again.

**All games need a ZX81 with 16K Ram**

- 1. SUPER INVADERS** (Bridge). Everyone should have at least one 'invaders'. A simpler version of this one was "excellent" said *Popular Computing Weekly*. This version's even better. On-Screen scoring. And a league table. £4.95.
- 2. INHERITANCE** (Hessell). Intriguing money-making game. Unless you can make enough in Part 1, you can't play Part 2 (on the second side of the cassette). Fascinating, frustrating. Cheap at £4.95 for the two linked games.
- 3. ALIEN INTRUDER/HIEROGLYPHICS** (Carnell). Another 2-for-the-price-of-1. "The alien is suitably frightening" said *Popular Computer Weekly*. And of Hieroglyphics "very amusing - shrieks of delight from the kids". Two games for £4.95.
- 4. SUBSPACE STRIKER** (Pixel). You're captain of the spaceship Swordfish, lurking in hyperspace, waiting to kill the enemy fleet with your Antimat torpedoes. "Some splendid graphics of the various spaceships... especially good destruction sequence" - *Sinclair User*. £5.50.
- 5. THE ZX ARCADE PACK** (Control Tech.). A brilliant collection of fast moving machine code arcade games. Two kinds of invaders, one traditional, the other swooping, soaring Galaxians. Plus 6 more games, including a great graphic gunfight. Only £4.95.
- 6. 3D DEFENDER** (Grege). "Amazing 3D graphics effects are created as the enemy draws closer... another winner" *Sinclair User*. Watch through your spacecraft windows as the alien craft attack in astonishing 3D detail. £4.95.
- 7. TRADER** (Pixel). "Outstanding graphics... original and entertaining" - *Sinclair User*. Travel around 6 planets as this 48K game loads in 3 x 16K chapters. Starts with 25 second Test load. £10.50 - but as enjoyable as 3 ordinary tapes!
- 8. 3D MONSTER MAZE** (Grege). "The graphics are incredible" - *ZX Computing*. Brilliant... undoubtedly one of the best ZX programs available" - *P.C.W.* This is one of the classic ZX81 games. £4.95.
- 9. ZX OTHELLO** (M.o.I.). "Recommended without reserve... a superb opponent" - *Your Computer*. The best and latest (version 3.5) of the classic game makes Reversi as challenging as chess. 9 play levels. £6.95.
- 10. ZX CHESS II** (Artic). "Plays well at all levels... the board display is enormous" - *Your Computer*. Simply the best ZX Chess. All legal moves, 7 play levels. £6.95.

To order, complete coupon below and post to:  
Software Supermarket, 87 Howard's Lane, London SW15 6NZ.  
PROGRAMMERS! If you would like us to evaluate your software for possible future inclusion, please send cassette, price list.

POST TO: SOFTWARE SUPERMARKET, 87 Howard's Lane London SW15 6NZ.  
I have a 16K ZX81. Please send me the programs indicated below.  
I enclose a cheque/PO for £ made payable to Software Supermarket.

Name (pcw1)

Address

Postcode

U.K. ADDRESS ONLY. FOREIGN ADDRESS ADD 20p per £

PROGRAM PRICE NO. ORDERED TOTAL PRICE

1. SUPER INVADERS £4.95

2. INHERITANCE £4.95

3. ALIEN / HIEROGLYPHICS £4.95

4. SUBSPACE STRIKER £5.50

5. THE ZX ARCADE PACK £4.95

6. 3D DEFENDER £4.95

7. TRADER £10.50

8. 3D MONSTER MAZE £4.95

9. ZX OTHELLO £6.95

10. ZX CHESS II £9.95

**SOFTWARE SUPERMARKET**

## Merlin (Micro Systems) Ltd.

### BEEP SOFTWARE

**Le Passe-Temps.** The only one we've done so far — but watch this space. (£3.00).

### ZX81 SOFTWARE

**Lost in Space.** Fascinating Adventure program for the 16K ZX81 (3.00).

**Dragon's Lair.** Another intriguing adventure from the same author (£3.00).

### TEXAS INSTRUMENTS

Write or phone for price list, e.g. T199/4A for £175.00 including Securicor delivery. Full range of Texas peripherals and software available.

### PRINTERS

Write or phone for latest prices, e.g. Epson MX80FT Type III for £349.00 or Seikosha GP100 for £199.00, including Securicor delivery.

### SOFTWARE ON TAPE FOR THE UK101 AND SUPERBOARD

Please describe screen size (UK101/Superboard/Enhanced UK101/Enhanced Superboard) and Monitor (CEGMON, MON02 or Synmon/MON01).

**Le Passe-Temps.** You need this one if you haven't already got it (£3.00).

**Galactic Hitchhiker.** An adventure, all in machine code. A beauty! (£7.00).

**Star Trek.** The old favourite, beautifully presented (£6.00).

**Lunar Lander.** A real challenge. You won't get down in less than 3 hours (£3.00).

**Hangman.** Excellent graphics. P.E. said so! (£3.00).

**Basic Tutor** (8x4K programs). The only way to learn — at the keyboard (£12.00).

### SOFTWARE IN EPROM FOR UK101/SUPERBOARD

**Merlins Word** (£17.50). Full feature word processor. Residets at \$9000.

**New Basic Four** (£9.50). Includes named program **Save/Load** routines, "Old", Trace, Dynamic Halt.

**Toolkit** (£12.50). Includes new **Save/Load** routines as **Basic 4**, plus Trace, Dynamic Halt, Renumber Single Step **BASIC**, Debounce etc. Resides at \$8800.

**Cegmon** (£15.00). Widely accepted now as the standard Monitor.

**Extended Machine Code Monitor** (£7.50). **Exmon** in **Eprom** at \$8800 and it doesn't crash **Basic**.

### HARDWARE ADD-ONS FOR THE UK101/SUPERBOARD

These kits are complete in every way, including switches, pre-formed cable assemblies etc. All you will need is some connecting wire and solder.

**Motherboard System** (£19.50). Now you can add on all those extras easily. Provides eight, yes Eight, fully buffered J1 type sockets.

**8K Static Ram Board** (£19.50). Excluding Ram.

**Hi-Speed Cassette Interface** (£19.50). At last a system that works. Completely reliable 4000 baud (8000 with reasonable cassette) plus software on tape (see also **Eprom Software**) for named file handling. A delight to use.

**Video Enhancement** (£19.50). Switch selectable 16x48 or 32x48 display without butchering your computer. Sorry, but this one for UK101 only. Monitor **Eproms** re-blown to suit for just £2.50.

**8K Eprom Board** (£19.50). Takes 4x2K **Eproms** located in any 8K block.

**Monitor Board** (£9.50). Plugs into Monitor socket to provide switch selection of up to 4 **Eproms**. Carriage/P.P. included. Please add 15 per cent VAT to all prices.

93 High Street,  
Eston, Cleveland

Telephone (0642) 454883

BARCLAYCARD

VISA

## AMERICAN BANK

# XVAX PROGRAMMER

£11,000

+5% MORTGAGE  
PLUS BONUS

We wish to recruit for the City offices of this major US Bank an experienced XVAX programmer with 2 years or more experience, to join a go-ahead expanding division. Excellent career prospects for the right applicant. Appointments on 01-606 4711 or 01-726 4231.

Déjà Vu Banking and Computer Consultants



# Sinclair hopes to clear backlog

SINCLAIR Research remains confident that it will clear its Spectrum order backlog by the middle of October. This claim is made despite still lengthening delivery times.

Only about 25,000 of the 40,000 orders for the new machine have so far been fulfilled. Many customers for the 48K version have now waited longer than the 12-week delivery promised by Clive Sinclair in August.

A spokesman for Sinclair Research explained that most problems concern the 48K and

that delivery of the 16K is now down to 10 weeks.

Graham Tillman at Jaeserv, Sinclair's mail order company in Camberley, admitted the difficulties. "We were getting a 50 percent rejection rate for the 48K machines at quality control" he said.

"Design of the Ram expansion board caused problems. It has very fine tracks prone to breaking and shorting."

When the Spectrum printed-circuit board was redesigned by Timex in Portugal to correct initial design problems, the

opportunity was taken to incorporate the Ram expansion circuit into the main board. The Ram expansion now has 12 Ram chips which plug individually into sockets on the main board.

Stewart Crookshank, Production Manager of Timex Dundee says: "Production is increased with the new boards and we seem to have sorted out the problems. Some of the old boards are still going out (as 16K machines) but there will be no problems with upgrading."

Graham Tillman confirms that the first sizeable delivery of new 48K machines has been received at Camberley. He says: "We are confident of delivering a reasonable number of 48K models each week."

## Sinclair boosts school micros

MICROCOMPUTING in primary education is given a £15m boost in a scheme announced by Sinclair Research.

Under the offer schools taking advantage of the government's 'Micros in Primaries' grants to buy a ZX Spectrum microcomputer will receive additional help from Sinclair.

Each of the country's 27,000 primary schools that chooses the Spectrum under the government scheme will also get a free ZX printer, Logo educational language and ten discount vouchers. Vouchers, worth a £45 discount or printer, may be used with further Spectrum purchases — one voucher per machine.

Clive Sinclair said: "Giving one computer to a school is a marvellous initiative. One computer per child is better than one per class, and our scheme will encourage a move in this direction."

## Software by cable tv

A CABLE television network, that will enable tv owners to access a vast database of software, could be in operation by 1985.

Such a system of software distribution was proposed by Kenneth Baker, the Information Technology Minister, speaking at the Edinburgh Festival tv conference. He said that a 30-channel system could be installed in half the country's homes in time for the introduction of direct satellite broadcasting early in 1986.

Decisions on the future of cable tv will be taken this autumn, based on the recommendations of the Hunt Inquiry — due to produce its report by the end of September. If cable tv gets the go-ahead the first networks could be licenced in 1983. The estimated £2½bn cost of the cable tv network would be raised through private enterprise.

## More programs for NewBrain

GRUNDY Business systems has launched a range of software to support its NewBrain micro.

French and German teaching and card index packages cost £4.95. A home-finance package and three games — *Tycoon*, *Quadrax* and *Space Battle* all cost £9.95. A range of business programs including a mailing list package and a monthly accounts package cost £25.95.



Epson's HX-20 portable micro has 16K Ram and a 20X4 liquid crystal display.

## Epson (UK) to launch HX20 in November

EPSON (UK) launch a new portable microcomputer, the HX-20, in mid-November.

A compact unit weighing just over 3½lbs, it incorporates a true full-size keyboard, 16K Ram, dot-programmable 20 character x 4 line liquid crystal display (lcd), 24 column dot-matrix printer, microcassette drive and 50h Ni-Cad battery power supply. An adaptor allows mains operation.

The HX-20 runs the full range of Microsoft Basic commands and when connected to an external monitor will display colour. Memory space is divided into 5 partitions (with a sixth for assembler programs) accessed using a Login command. The lcd display can be used to view any portion of a virtual screen of up to 255 character width. The cassette drive is controlled from the keyboard using the Wind command.

The HX-20 has both RS232C and serial interfaces; the cassette drive unclips and can be replaced by a plug-in Rom cartridge. An expansion box can be attached to the left-hand side giving an additional 16K Ram and 16K Rom. There is also an 8K Rom slot underneath the machine for assembler programs.

Launch of the HX-20 will be at the Compek UK show on November 16 to 19. A desktop version is being planned, to feature a built-in monitor and 5¼ inch disc drives.

Dan Dielhenn, Epson's Sales Manager said "The HX-20 should go like a rocket. It marks the beginning, by Epson, of a long-term commitment to the manufacture of microcomputers." Complete with printer, micro-cassette drive and mains adaptor, the HX-20 costs £479, plus VAT. The expansion box costs £80 plus VAT.

## Competition winner



**BRAIN OF BRITAIN:** When Phillip Brain, winner of *Popular Computing Weekly's* Programming Award Scheme, gets his Spectrum prize it will be the first micro he has owned. He borrowed from a friend the ZX81 on which he developed his winning entry, *Odyssey*. Phillip is 21 and since leaving school had until recently been unemployed. He is now a member of one of Sheffield's thriving rock bands. He said: "It was the first machine-code program I wrote. It was a friend who insisted that I enter it in the competition."



# POPULAR Computing WEEKLY

HOBHOUSE COURT, 19 WHITCOMB STREET WC2

## WHY NOT TAKE OUT A SUBSCRIPTION?

You can have *Popular Computing Weekly* sent to your home for £19.95 a year. This will cover the cost of the magazine, postage and packing.

Fill in the coupon below and keep yourself up to date week by week.

I would like to take out ..... subscription(s) to *Popular Computing Weekly*.

Name .....

Address .....

Tel No. ....

I enclose £..... for ..... subscription(s).

Please make cheques payable to Sunshine Publications Ltd.

## 16K ● ZX SPECTRUM SOFTWARE ● 48K

### ★ SPECIAL OFFER FOR THIS ISSUE ONLY ★

#### ZX BERSERK

The robots are armed to kill. Can you destroy them? Escape is impossible, but how long can you survive?

#### JEGA TAPE 1

##### Bridger

Watch out motorist! Collapsing bridges ahead.

#### Depth Charge

A war at sea. Your mission is to destroy enemy U-Boats.

#### JEGA TAPE 2

##### Alien Blaster

Features 3D Firing effect — your space ship must blast through alien attacks and prepare for docking.

#### Spagoids.

Beware! Monsters are after the Humanoids for food. Lure them into the pit holes before they catch you.

#### SPECMAN

Keep on gobbling, don't stop dashing. Get the power dot and chase the ghost back. Full arcade action.

**True arcade display. Fast delivery. Mail order only.**

Cheques and postal orders payable to:

**JEGA SOFTWARE**  
27 Hallcroft Avenue  
Countesthorpe  
Leicestershire  
LE8 35L

(S.A.E. for ZX Catalogue.)

**Northern  
Premier  
Exhibitions**

DEALERS — WE HAVE  
A FEW TABLES LEFT  
Contact:  
MIKE DONNACHIE

16 SOUTH PARADE, PUDSEY,  
WEST YORKSHIRE LS28 6NZ

## Northern Premier Exhibitions

proudly announce their 1st

## ZX fair

on  
Saturday, 2nd October  
10 a.m. till 5 p.m.

Admission: Adults 75p.  
Children under 14 50p.

PUDSEY CIVIC CENTRE,  
DAWSONS CORNER, STANNINGLEY,  
NR. LEEDS.  
(midway between Leeds & Bradford)

Hardware, Software, Books and Magazines —  
everything for the ZX User.

This Fair is exclusively for ZX Computers,  
so come and enjoy A DAY OUT among friends.



# Letters

write to Letters, Popular Computing Weekly, Hobhouse Court, 19 Whitcomb Street, London WC2

## Screen\$—null string

When my ZX Spectrum finally arrived, I busied myself with trying to understand the wealth of commands (to a former ZX80 user), and not least how to get them out of the keyboard. In the end I reached the display file, which is arranged so horribly that the manual advises anyone to use *Print* at in place of *Poke*, and *Screen\$* in place of *Peek*.

In fact, the manual is very reticent about how *Screen\$* works — you have to search through Appendix C. The reason becomes clear when you start using it — although *Screen\$* will return the character at the specified line and column when its code lies between 32 and 127, it returns a null string for all graphics characters, including any user-defined graphics.

Now this seems to me to be rather a serious drawback in the command; surely it is in precisely the sort of situation that one would use user-defined graphics that one would need some way of checking the display — take any *Invaders*-type program, for instance?

On discovering this, my initial reaction (after fury, disbelief, muttered curses) was to get round the problem using *Over*.

If *Screen\$* returned a null string, the routine would print the graphics characters one by one over the relevant position, and then use *Screen\$* to check if the result was a space, in which case it was the correct character.

This, however, had two snags. It was fairly slow (up to a second or so), and it looked a little bit messy on the screen during execution. This later effort is much better:

```
100 LET I=CODE SCREEN$(Y,X):
    IF I THEN RETURN
110 POKE 23606,PEEK 23675:
    POKE 23607,PEEK 23676-1
120 LET I=CODE SCREEN$(Y,X)+112
130 POKE 23606,0: POKE 23607,60:
    RETURN
```

Before calling the sub-routine you must define Y and X, the column and line positions of the spot you are checking. It works by temporarily making the Spectrum think the character set starts where the user-defined

graphics are located.

The disadvantage is that this does not recognise the pre-defined graphics, codes 129-142, returning I=112 for all of them. However, these are such miserable graphics anyway, included more for ZX81 compatibility than for any innate value I should think, that this is not much of a handicap.

Hope this is helpful. My thanks to Sam Goodwin (*Popular Computing Weekly*, August 5) for the first article I've seen to tell Spectrum owners something they couldn't have read in the manual.

Dominic Ferard  
Sunningdale House  
Raby Road  
Stockton-on-Tees  
Cleveland

## Reviews unfair to Vic20

Why are your Vic20 program reviews almost always bad? The worst yet must surely be on the *Vicpendium 1*, by OPUS 2 software. I have had this cassette for three weeks and find it very enjoyable. *Gorgon's Tomb* plays well, even if it is based on a maze. Their *Othello* is not easily beaten — as they say, you have to keep your wits about you, for it plays a subversive game and will suddenly turn the tables on you. *Digitman* does not seem to do anything wrong, the error trapping seems quite good to me.

But it is the *Invaders* comment where you really show yourselves up. It is certainly not slow, especially at the end, and the 'oval blobs' you mention are very obviously not oval blobs at all, but well defined 'alien' characters.

Come on, *Popular Computing Weekly*. ZX's are not the only programs, nor the only computers in the world. What about admitting you might be wrong, for once?

P E Bagley  
33 Caldbeck  
Waltham Abbey  
Essex EN9 1UR

We have never claimed to be infallible. We do make some mistakes, though we make every effort to avoid them.

However, software reviews depend largely on the taste of the reviewer. What appeals to one reviewer may repel

another and vice versa. Boris Allan, who reviewed *Vicpendium 1*, was not impressed and felt it was heavily over-priced.

But, I am glad to report that T P Watts of Opus 2 Software has dropped the price of *Vicpendium 1* by £1 from £7.95 to £6.95. The *Invaders* program, which was written in Basic on the version we reviewed, has subsequently been rewritten in machine code.

Mr Watts also felt that we had been unfair in our review of *Vicpendium 1*. Perhaps other readers would like to add their comments?

## Spectrum bug found

Re Ian Logan's "Spectrum bugs wanted". Try this: either *Cls:Print Chr\$ 8;* "8" or *Print at 0,0; Chr\$ 8;"8"* will print a graphics shift-8 blob midway down the right side of the screen, and overwrite part of a program (one byte).

Dilwyn Jones  
Fodol Farm  
Hafod Lane  
Caernarfon Road  
Bangor  
Gwynedd  
North Wales LL57 4BU

## What's your number?

Like Bill Longley (*Popular Computing Weekly*, August 19), I too attempted to convert David Lawrence's excellent renumbering program to run on the Spectrum, though without the same degree of sophistication as Mr Longley's version.

However, there were one or two points I came across which may be of interest to Messrs Lawrence and Longley, and other readers as well.

Firstly, I found I had to cope with a *Restore* statement. To do this I changed line 9967 to:  
IF PEEK I=299 OR PEEK I=236 OR PEEK I=237 THEN GOSUB 9971

Secondly, I was not too happy about *Let X1=23755* in lines 9960 and 9977. I felt, perhaps mistakenly, that this might lead to problems when we all have Microdrives. I went to the system variables where I found (manual page 174) *Prog* at byte 23635. I therefore *Let X1=Peek 23635+256\*Peek 23636*.

Lastly, if you add a *Beep* statement in lines 9973 and

9980, you can change channels while this program is running and watch the box:

```
9973 BEEP 3,3: STOP
9980 IF LINE =9959 THEN BEEP 3,3:
    STOP
```

A J Clavier  
10 Carnarvon Road

Barnet  
Hertfordshire EN5 4LU

## No more requests—please

Since the appearance of your interview with me, *Popular Computing Weekly*, July 1, I have been swamped by requests for information about the Sinclair Amateur Radio User Group. So much so that I regret I am forced to cease my activities in this direction as soon as I conveniently can. This is brought about by several factors:

First — the totally excessive demand for information.

Secondly — the inability of most members to grasp the main reason for our existence as a group. Viz the *Sharing* of experience, information, programs and ideas in our chosen field of activity. Everybody wants but very few give.

Thirdly — as you know I formed the group as a voluntary, non-profit unit and continue to operate it as such. The burden of doing so and trying to give "value for money", especially in view of the sparsity of members input, is more than I am prepared to take.

I wonder therefore if you would be kind enough to publish a notice to the effect that no further enquiries can be dealt with in respect of SARUG. I would appreciate your assistance.

Congratulations on the continued improvement in *Popular Computing Weekly's* quality.

Paul Newman  
3 Red House Lane  
Leiston  
Suffolk IP16 4JZ

Paul Newman has been inundated with enquiries since our interview with him was published on July 1. He has asked us to inform our readers that he cannot cope with the massive response generated by the interview and would be grateful if people stopped trying to contact him.



# Tunnel

A new game for 16K  
ZX81 by Brian Hubbard

In this fast moving program you are at the head of a team of four space craft exploring one of two tunnels on an alien planet. You have to guide them through without hitting the sides of the tunnel.

Each of the four space craft are fitted with automatic lasers that will destroy any rocks directly in front of each ship, but the lasers use 10 times more fuel than the propulsion system. If you hit too many rocks your team will run out of fuel and be killed.

You have two controls, up and down, which are the keys 6 and 7. The other three space craft in your team automatically follow every move you make.

You start with 2000 units of fuel — the amount left is continuously displayed. A successful mission through the tunnel without hitting anything at all takes 1000

units of fuel, so you have 1000 units spare for the lasers.

When run, the program will give you instructions and ask you to choose which tunnel you wish to take. The computer will then go into *fast mode* and the basic program will store a random tunnel in the memory. You will see your team of space craft on the left-hand side of the screen with the tunnel entrance moving across the screen from right to left. Your team will be at the correct height for the tunnel entrance. The whole screen, including the 22nd and 23rd lines, will be taken up by black rock with a white tunnel running through it.

At the end of the game, you will be told whether or not it was a successful mission. You will then be asked whether you want to go through a new tunnel, in which case

the program will re-run, or whether you want to go through the same tunnel again.

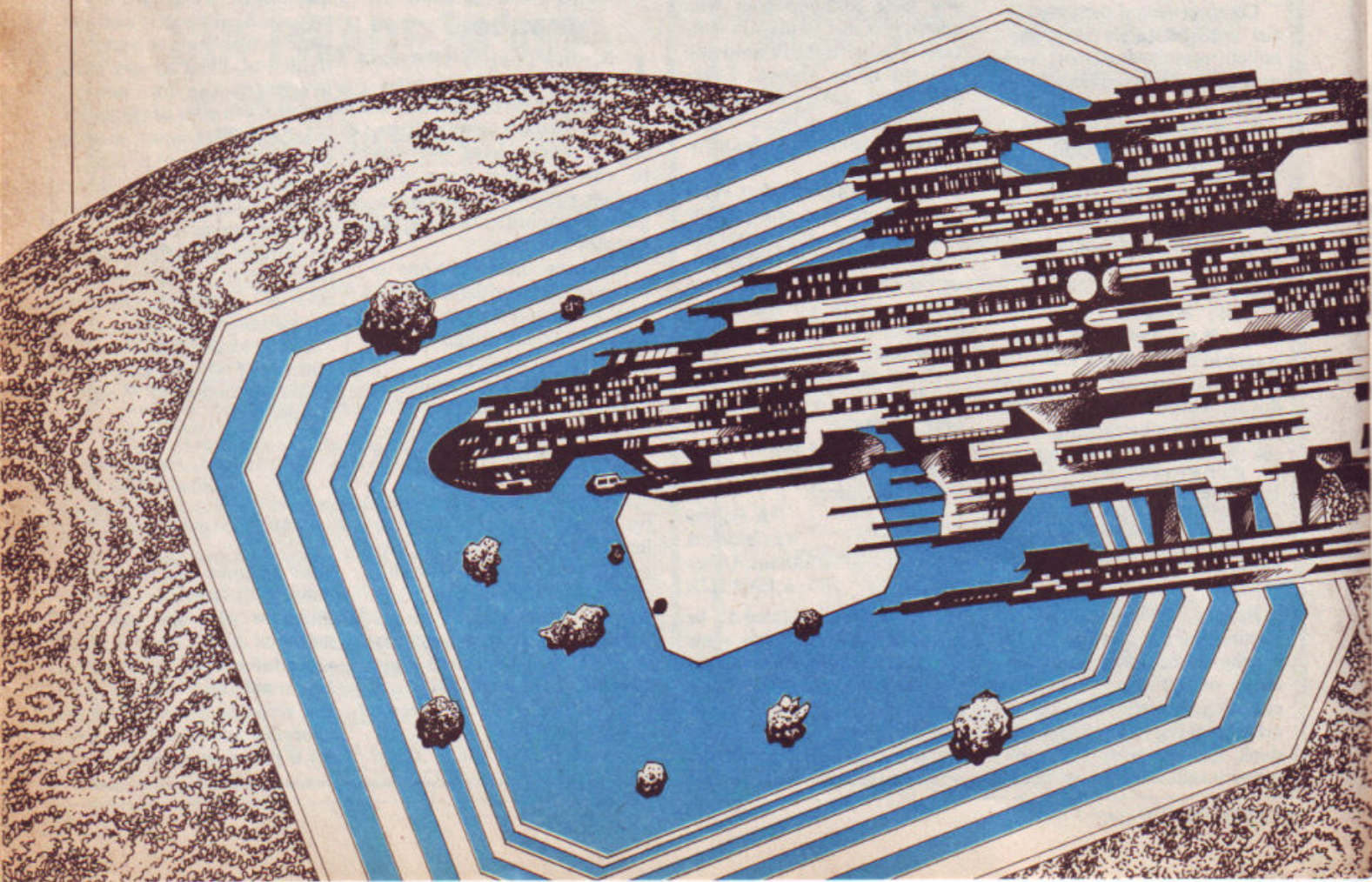
Line 1 holds the machine code program.  
Lines 10 to 24 give the instructions.  
Lines 25 to 70 set the width of the tunnel.  
Lines 80 to 92 give you further instructions.  
Lines 100 to 130 set up a list of 1000 numbers between 0 and 20, which is used by the machine code program to form the tunnel. The numbers refer to the distance of the tunnel from the top of the screen.  
Line 126 pokes stop code for machine code to recognise the end of the tunnel.  
Line 136 prints your starting fuel level. This can be changed provided you keep to a four figure number printed at the same position.  
Lines 137 to 150 set up variables for use by the machine code.  
Line 185 starts the machine code program and decides whether you ran out of fuel or reached the end of the tunnel.  
Lines 190 to 210 are comments on your performance.  
Lines 220 to 270 re-run the program or run the same tunnel again.

#### Basic variables:

- W — input which tunnel you want to take.
- Q — width of tunnel, can be changed for any width.
- A — distance of tunnel from top of screen.
- F — addresses where random numbers for the tunnel are stored.
- S — height of space craft at the start of the program. Notice that  $S = A$  at the start of the program so that the tunnel entrance and the team of space craft are all the same height to start the game.
- AE — input whether you want to re-run the same tunnel or try a different one.

#### Entering the program

First, put in the machine code program. To do this, type in the short decimal machine code loader program. Next, type line 1 rem followed by 237 "X" characters. It is important that the correct number of characters is used, or the computer may crash. To check you have the right number of char-





acters, Print Peek 16751. The answer should be 61, if not you need more characters. If Peek 16752 is not 118, then you need fewer characters.

When you have the right number of

characters, run the program. You will probably want to run it in *Fast*, to cut down the time it takes to type in all the numbers listed. When you have finished typing in all the numbers, you can check that they are

all correct simply by putting in the decimal machine code checking program without deleting line 1. The program will list all the numbers you have entered. If they are all correct, enter the main program.

```

2 REM ALL COPYRIGHT RESERVED
B W HUBBARD 1982
9 CLS
10 PRINT "YOU ARE AT THE HEAD
OF A TEAM OF SPACE CRAFT EXPLOAI
NG A TUNNEL ON AN ALIEN PLANET "
20 PRINT "EACH SPACE CRAFT HAS
HIGH POWER AUTOMATIC LASERS WHI
CH WILL DESTROY ALL ROCKS IN
FRONT OF THEM"
21 PRINT "THEY USE TEN TIMES M
ORE POWER THAN THE PROPULSION SY
STEM"
22 PRINT "BUT YOU ONLY HAVE 10
00 SPARE UNITS FOR THE LASER
S TO USE"
23 PRINT "YOU CAN TAKE ONE OF
TWO TUNNELS. TUNNEL ""1"" HAS A WID
TH OF THREE SPACE CRAFT AND TU
NNEL ""2"" HAS A WIDTH OF FIVE S
PACE CRAFT."
24 PRINT "PRESS WHICH TUNNEL Y
OU WANT TO TAKE"
25 INPUT U
30 IF U<>1 AND U<>2 THEN GOTO
9
40 IF U=1 THEN LET Q=3
50 IF U=2 THEN LET Q=5
60 POKE 16532,Q
70 CLS
80 PRINT "YOU HAVE APPROX. 45 S
ECONDES TO PREPARE YOUR SELF"
81 PRINT "YOUR CONTROLS ARE""6
""FOR DOWN ""7""FOR UP AND NO
KEY FOR STRAIGHT"
90 FOR Q=0 TO 300
91 NEXT Q
92 CLS
100 FAST
101 LET A=10
102 FOR F=30020 TO 31020
110 LET A=A+INT (RND*3)-1
115 LET A=A+(A<0)-(A>20)
120 POKE F,A
125 NEXT F
126 POKE F,255
130 SLOW

```

```

136 PRINT AT 0,0;"FUEL=2000"
137 LET S=10
138 POKE 20000,S
140 POKE 30010,63
150 POKE 30011,117
185 IF USR 16514<>9999 THEN GOT
0 200
190 PRINT AT 6,0;"
200 GOTO 220
200 PRINT HT 10,0;"
210 IF U=2 THEN PRINT "THIS TUN
220 PRINT "
230 INPUT A$
240 IF A$="D" THEN RUN
245 IF A$="A" THEN GOTO 252
250 IF A$<>"A" AND A$<>"D" THEN
GOTO 230
260 CLS
270 GOTO 130

```

#### DECIMAL MACHINE CODE CHECKING PROGRAM

```

10 LET X=16514
11 SCROLL
20 PRINT X;" = ";PEEK X;" = ";
CHR$ PEEK X
30 SCROLL
40 LET X=X+1
50 GOTO 20


```

#### DECIMAL MACHINE CODE LOADER PROGRAM

```

10 LET X=16514
20 INPUT A
30 POKE X,A
40 PRINT A
50 LET X=X+1
60 SCROLL
70 GOTO 20

```



17 - 16514	40	6	40	237	12	184	78
31	6	54	2	75	64	32	70
0	54	128	24	32	35	221	175
42	128	25	242	78	35	42	190
58	25	13	35	175	35	32	32
117	13	24 - 16581	35	185	35	78	1
35	24	247	35	40	35	1	4
34	247	42	3	4	35	254	62
58	237	12	3 - 16615	25	35	239	24
117	75	64	3	13	35	237	190
78	48	17	22	24	35	80	32
62	117	33	0	249 - 16649	86	203	1
255	197	0	28	54	62	93	5
185	184	25	62	18	20	32	112
200	40 - 16559	17	23	0	186 - 16683	1	195
0	4	0	187	0	40	35	130
0	25	0	40	0	62	1	64
6	5	35	2	35	62	254	1
5	24	68	24	78	28	239 - 16718	15
237	249	77	228	62	186	237	39
67	193	3	42	128	32	80	201 - 16751
48	120	10	12	6	5	203	
117	129	119	64	1	54	90	
42	79	175	35	185	37	32	
12	62	2	35	32	43	1	
64	21	35	35	4	24	43	
25	145	3	35	54	240	34	
19	75	20	35	8	21	32	
19	175	62	17	6	114	78	
175	185	30	33	10	5	33	
185	40	186	0	42	175	32	



# Mysterious Adventures

VIC20

Leisure  
SOFT



## WE PROUDLY PRESENT, FOR THE VIC 20

### THE INTERNATIONALLY SUCCESSFUL MYSTERIOUS ADVENTURE

These superbly written, Machine Code Adventures have been enjoyed by TRS80-VIDEO GENIE owners in Britain for well over a year now and are currently taking the U.S. by storm. The Author has now implemented these absorbing programs on the COMMODORE VIC 20 FITTED WITH 8K RAM PACK.

#### ALL ADVENTURES IN THIS SERIES INCLUDE:

Split screen display. Ultra fast Machine code response. Save game to cassette feature. Simple two word command entry, approx. 70 Locations to visit. 30 Objects to manipulate. 20 or more "problems" to overcome.

#### ADVENTURES PRESENTLY AVAILABLE:

- 1) THE GOLDEN BATON — venture into a strange province of danger and evil magic to retrieve the stolen Baton of King Ferrenuil.
- 2) THE TIME MACHINE — As a newspaper reporter you have been sent to the old house on the moors to investigate the eccentric Dr. Potter.
- 3) ARROW OF DEATH (Part 1) — In the first part of this epic Adventure you must find and destroy the source of the evil blight which has befallen your homelands.

These are the first three of a series which could ultimately total more than 20 Adventures.

**WARNING!** — Only supreme courage and low cunning can ensure eventual success on these dangerous missions.

SEND CHEQUE OR P.O. FOR JUST £9.95 INC. VAT + 50p POST & PACKING TO:

**AVAILABLE SOON**  
• Escape From Pulsary  
• Arrow of Death Part 2  
• Circus  
• Feasibility Experiment

**ALSO  
RAM CARTRIDGES**  
3K £24.95  
8K £39.95  
16K £69.95 + 50p P&P  
inc. VAT.



BLACKPOOL COMPUTER STORES

**Leisuronic**

64 Abingdon Street,  
Blackpool,  
Lancashire FY1 1NH  
Telephone (0253) 27091

## MICHAEL ORWIN'S ZX81 CASSETTES

The best software (by various authors) at low prices

### QUOTES

"Michael Orwin's £5 Cassette Two is very good value. It contains 10 stolid well designed games which work, offer plenty of variety and choice, and are fun."

from the ZX Software review  
in Your Computer, May '82 issue.

"I had your Invaders-React cassette... I was delighted with this first cassette."

P. Rubythor, London NW10

"I have been intending to write to you for some days to say how much I enjoy the games on 'Cassette One' which you supplied me with earlier this month."

E. H. London SW4

"... I previously bought your Cassette One and consider it to be good value for money!"

Richard Ross-Langley,  
Managing Director,  
Mine of Information Ltd.

### CASSETTE 1

(eleven 1k programs)

machine code:

React, Invaders, Phantom aliens, Maze of death, Planet lander, Bouncing letters, Bug splat.

Basic:

ICing, Mastermind, Robots, Basic Hangman. PLUS Large screen versions of Invaders and Maze of Death, ready for when you get 16k.

Cassette 1 costs £3.80

### CASSETTE 2

Ten games in Basic for 16k ZX81

Cassette Two contains Reversi, Awari, Laser Bases, Word Mastermind, Rectangles, Crash, Roulette, Pontoon, Penny Shoot and Gun Command.

Cassette 2 costs £5.

### CASSETTE 3

8 programs for 16k ZX81

#### STARSHIP TROJAN

Repair your Starship before disaster strikes. Hazards include asphyxiation, radiation, escaped biological specimens and plunging into a Supernova.

**STARTREK** This version of the well known space adventure game features variable Klingon mobility, and graphic photo torpedo tracking.

#### PRINCESS OF KRAAL

An adventure game.

**BATTLE** Strategy game for 1 to 4 players.

**KALABRIASZ** World's silliest card game, full of pointless complicated rules.

**CUBE** Rubik Cube simulator, with lots of functions including 'Backstep'.

**SECRET MESSAGES** This message coding program is very btlp qexi jf.

**MARTIAN CRICKET** A simple but addictive game (totally unlike Earth cricket) in machine code. The speed is variable, and its top speed is very fast.

Cassette 3 costs £5.

### CASSETTE 4

8 games for 16k

#### ZX-SCRAMBLE (machine code)



Bomb and shoot your way through the fortified caves.

#### GUNFIGHT (machine code)



#### INVADERS (machine code)



#### FUNGALOID (machine code)

**GALAXY INVADERS** (machine code)  
Fleets of swooping and diving alien craft.

**SNAKEBITE** (machine code)  
Eat the snake before it eats you. Variable speed (very fast at top speed)

**LIFE** (machine code)  
A ZX81 version of the well known game.

**3D TIC-TAC-TOE** (Basic)  
Played on a 4x4x4 board, this is a game for the brain. It is very hard to beat the computer at it. 7 of the 8 games are in machine code, because this is much faster than Basic. (Some of these games were previously available from J. Steadman).

Cassette 4 costs £5.

Recorded on quality cassettes, sent by first class post, from:

Michael Orwin, Dept P.O.C., 26 Brownlow Rd, Willesden, London NW10 9OL (mail order only please)

**SPECTRUM SOFTWARE WANTED**



# Lynx: putting the cat among the pigeons

*David Kelly talks to John Shirreff and Davis Jansons, co-designers of the Lynx.*

The Lynx is a new low-cost micro from a Cambridge based company, Camputers. As is the custom for British micros these days it has two designers.

John Shirreff and Davis Jansons, responsible for the hardware and software respectively, make an unlikely team. All they have in common is their Cambridge education, a sense of humour, and the Lynx.

John is substantially the elder of the two. He originally studied architecture, but admits to being something of an ageing hippy — a much travelled, soft-spoken, character who likes the Cambridge environment. He worked for GW Design Services, a sister company of Camputers, before designing the Lynx. While at GW he worked on a project to develop a Z80-based business micro.

Davis is an intense 23-year-old with a quick grin. He studied mathematics at college and began Z80 programming as a part-time enthusiasm. He is a confirmed vegetarian who joined GW in the spring of this year.

Dick Greenwood, a director of GW Services, first had the idea of making a low-cost micro in March 1982. The company conducted a public opinion survey to find out where most micros fall down and how they could make a better one. From the poll it was decided that the Lynx should have at least 16K working Ram, colour, hi-resolution graphics, Basic, a full-size keyboard and potential for expansion.


With this brief, John and Davis began work on the Lynx in May this year.

John explained how he went about the design of the hardware: "There are pros and cons to being a hardware person. I get the lead fumes from the solder. Davis gets to sit in front of a VDU all day.

"At first I sat in the garden and thought about the possibilities. Then I did a timing diagram to see if it would work. The whole design philosophy was linked to expandability — particularly now that memory is becoming so cheap.

"The main difficulty with the design was its memory banking arrangement. I think we have developed a convenient and unconventional system which has many speed and software advantages. The expanded Lynx has 64K of video space and 64K of work space with 24K of Rom. The machine has been designed to switch memory in 64K blocks — larger units than most micros.

"There are problems switching 64K units on the Z80A — you end up switching



*John Shirreff — originally studied architecture.*

the section you are executing. But, there are new ways round these problems. Because of its memory banking the Lynx can run CP/M®. Most low-cost micros will not run CP/M® because the Rom gets in the way.

"This sets the Lynx apart from other micros making it much more flexible. You can keep hanging on extra 64K blocks of memory indefinitely.

"If the Lynx is used as a graphics terminal for a main-frame — for which it is well suited — you can dump a screen full of information into the work space, manipulate it, and put it back. The Z80 is a very good processor with a long future, particularly for bit manipulation. The snag is that it doesn't have a fixed access-time, but the Lynx gets round this.

"The expanded version has a bit-mapped hi-resolution display of 512 x 248. Each dot is accessible and colour programmable, with 16K per colour giving the 48K of video memory. This makes the display flexible. You could even add on a



*Camputers' Lynx with typewriter-style keyboard.*

parallel video bank to give a grey-scale.

"Once I thought it through, the actual design only took about three weeks. The first prototype was completed in early July and we now have the finished product, ready for launch in late October. I suppose it has all gone quite smoothly. At least, it does pretty much what I said it would."

Davis explains the software, "We wrote an entirely new Basic version for the Lynx. Most of it was written by me but the screen display driver was written by two other people — Shane Voss and Fiona Miller.

"When I started I worked out I had 10 weeks to complete it — six weeks to write



*Davis Jansons, software designer.*

it and four weeks to de-bug it, tidy it up and make it consistent throughout. "Both John and I have been working more than your standard 40-hour week — but never more than 90!"

Lynx Basic has been designed so that it is easy to modify. All the functions, commands, keywords and syntax checking are in tables held in Rom, but their pointers are kept in Ram. If you do not like one of the commands, or you want it to be more powerful, you can alter it.

Other features of the Basic are its optional single-keyword entry. You can type all the commands in full. Alternatively, you can use one key together with the Escape key. For example, *Escape 9* gives *Goto*, *Escape U* gives *Until*, and so on.

"The *Goto Label* function seeks out a labelled line, without looking at the line numbers, which simplifies programming. The Code function allows machine-code to be entered easily.

"The statement is directly followed by the hex arguments and is ignored by the Basic program. The machine-code is then executed by *Call Location* which hunts out the Code function. The Lynx also includes a machine-code monitor for de-bugging machine-code programs."


To produce a completely new micro in 12 weeks is fast work. Both John and Davis are about to take short holidays.

After the break John will be back to work on the disc drives, which have to be finished by November, and Davis begins work on an enhanced Level 2 Basic which is planned for Spring 1983.



# Return of the prodigal son

# Reviews



**Paul Kriwaczek compares the NewBrain with the BBC micro.**

Hello NewBrain, nice to see you at long last. Now don't just sit there on the table looking so smug. I remember when you were no more than a gleam in Uncle Clive's eye.

Of course, a lot has happened to you since then. Nearly aborted directly after conception, and then adopted twice by different step-parents. You were chosen for elevation to the priesthood as the BBC micro and then summarily defrocked. In the meantime, Clive gave birth to three legitimate computers of his own. Still, you're here now, so let's see what kind of a machine you've turned out to be.

What is uppermost in many people's minds is how you compare with Acorn's version of the BBC micro. So here we go.

An attractive box — plastic, but quite tough and sturdy — in a rather pleasant colour combination, cream and brown, with the NewBrain logo printed in script at the top left. This is considerably more attractive than the lurid orange livery in which I last saw NewBrain lurking. The lack of weight is quite surprising — 3lb according to my kitchen scales — but unlike NewBrain's stepbrothers from Sinclair, it has a feeling of quality about it. No executive briefcase would be embarrassed to contain it. And the small size is really remarkable — the BBC micro-computer is a giant by comparison. But then much of the expansion capability of the Acorn is already inside the box.

The connectors on the back of the NewBrain convey a message of quality too. They are small and elegant, adding

little to the bulk of the box, and seemingly an industrial precision connector system. Unfortunately, this means you won't be able to connect anything to the NewBrain unless you get it direct from its manufacturer — or are in on the secret of where to get suitable plugs.

The connectors link the machine to power input, two cassette recorders (each with its own sensitivity adjustment), modem, printer and bus expansion for all the promised add-on modules. Output to the screen display is from two normal phono sockets, one for a tv and the other direct video to feed a monitor.

The keyboard, standard QWERTY configuration, is what one might call up-market calculator-style — something between Spectrum and IBM — but arranged with keys the standard distance apart. At first sight, all the usual keys seem to be there. It takes some time to realise that there is neither a backspace nor a reset key. But, in return, we have an intelligence test — something labelled 'Video Text' (to which there is no reference in the manual and which does nothing noticeable to the display).

Good for word processing? I asked two secretaries of my acquaintance. No, they said. The keytops are too small — you'd keep getting your fingers stuck between them if you tried touch-typing. And the 'return' and 'shift' keys are the same size as the others — very easy to miss.

By comparison, the BBC micro's keyboard is more convenient to use. But, though the BBC keyboard is larger, it too does not have a real quality feel to it.

But what the NewBrain does have, which makes it unique so far, is a built-in single line 'vacuum fluorescent' display,

mounted at the top right of the box. This means that it can be used out of reach of a tv set or monitor, and even out of reach of a mains supply, provided you have the version with the added rechargeable batteries — and don't want to use it for more than 75 minutes.



Paul Kriwaczek, Producer of the BBC's Computer Programme first shown earlier this year.

Only one small matter detracts from the smart executive jet-set image. The small matter of the power supply. Small but heavy — heavier in fact than the computer itself; a nasty brown metal laboratory-style unit. Here is something you would not wish to carry around in your briefcase, not for long, anyway.

Another minor foible: there's no on-off switch. So for safety it has to be unplugged when not in use. It tells you so on the label right next to where it says "For Indoor Use



Only". I notice that the power supply doesn't feature in the glossy advertising photographs.

So, connect it to the tv, plug in the power supply and what happens? Nothing, to start with, for what seems quite a long time. Wait a minute, the tv may be blank, but something is happening to the single-line display. What is it? It is garbage, 10 seconds' worth. And then just when you start to wonder "shall I bang it?" — standard diagnostic treatment for hi-tech apparatus — the single line display clears and the tv states: "NEWBRAIN BASIC READY".

Now is the time to start studying what is known in the jargon as the documentation, ie the instruction manual. It looks good, ring bound, glossy covered, 204 pages of it. But it is not good. It is awful.

Mind you, a properly produced handbook would have deprived me of a good many laughs. Here's my favourite, from the bottom of page 92: "The user should type in the following carefully," it says, "although the effect may not be seen until it is completed." And that's all it says. Not a word more. It is followed by a blank space. Maybe it only appears in the handbook after you have completed typing whatever it is into the machine. Or maybe they meant you to read on to the next page. Who can tell?

But the instructions to load a program from a tape are reasonably clear. So let's do it. Here's a NewBrain demo tape, supplied with the machine. Plug in cable between computer and recorder, type Load, run the tape and Hey Presto, it works... almost.

What's this? 'Error 131'. Look it up in Appendix 1: 8 pages of error numbers. At the bottom of the seventh, here we are:

*NewBrain, showing at top left of picture a so far unique built-in single line 'vacuum fluorescent' display. All the ports are located at the back, including the connector for the power pack. The keyboard has a standard QWERTY configuration, but there is no backspace or reset key.*

Error 131 — 'Tape read error: attempt to read block into a buffer which is too small, or hardware failure.' I don't understand what it means about the buffer, so try again. Still no good? Oh well, cassette systems are always a little prone to failure.

I'm afraid that the NewBrain does not give a very user friendly first impression. Here the BBC micro impresses as being more appropriate to the beginner. There is no question but that the operating system is one of great sophistication, but the very power of the device makes it more difficult to choose how to use it.


To start with, there are a number of different type-faces which can be called up at the touch of a button. The problem is finding which button. The user manual tries to make it clear, but one false step, easily achieved, and the machine becomes insensible to your input, responding to whatever you type with error messages in Greek. (Yes, a Greek alphabet is one of the options.)

For those with systems experience, the powerful way the NewBrain handles its

input, output and files — as data streams all of which look identical to the operating system — will be very attractive. For beginners, who merely wish to use the high-resolution graphics, it will not be easy to cope with this sort of explanation in the user guide: "As the graphic stream is 'parasitic' upon the linked stream given in this parameter, it cannot function after that stream has been closed (even by an OPEN# 0 implicit close) and must therefore also be closed." This is a shame because the graphics software is very powerful indeed, giving far greater control, albeit as yet only in monochrome, than BBC Basic does over a screen of equivalent resolution.

The rest of the NewBrain Basic is, however, a disappointment. It is billed as 'enhanced ANSI and is unusual in being an interactive compiler. This means that on going through the Basic program the statements are all first translated into machine code and then run, unlike an interpreter,

turn to page 20



The printed circuit board with the memory board at left folded out flat.



# Open Forum

Open Forum is for you to publish your programs and ideas.

It is important that your programs are bug free before you send them in. We cannot test all of them.

Contributions should be sent to: Popular Computing Weekly, Hobhouse Court,  
19 Whitcomb Street, London WC2H 7HF.

## How to contribute

Each week the editor goes through all the programs that you send to Open Forum in order to find the Program of the Week.

The author of that program will qualify for DOUBLE the usual fee we pay for published programs.  
(The usual fee is £10.)

### Presentation hints

Programs which are most likely to be considered for the Program of the Week will be computer printed and accompanied by a cassette.

The program will be well documented, the documentation being typed with a double spacing between each line.

The documentation should start with a general description of the program and then give some detail of how the program has been constructed and of its special features.

Listings taken from a ZX Printer should be cut into convenient lengths and carefully stuck down on to white paper, avoiding any creasing.

Please enclose a stamped, self-addressed envelope.

## Minivaders

### on Spectrum

Imagine that you are the sole defender of your planet, having at your disposal 3 mobile missile launchers and 100 missiles. The Minivader Fleet Commander with 50 spaceships has been ordered to invade your planet.

He sends them in one at a time. The first 25 are from high altitude, but the others can surprise you. The spaceships are equipped with:

Bombs (Type A) Specially designed to melt missile launchers

Bombs (Type B) These explode to leave craters you can't get your missile launcher past.

A radiation diffuser which at close range will destroy your defence shields.  
Invisibility screens.

Both types of bomb will also damage your defence shields. Type B bombs fill in the craters left by Type A bombs.

Although the bombs appear random, some are very accurate, so keep moving. You can move when a bomb is being dropped but you can't fire.

### Program notes:

Key '0' To fire missile  
'1' To move left  
'2' To move right

LINE 2000 move launcher and check for missile firing.

3000 fire missile.

4000 flight of spaceship, check for hits and update.

5000 drop bomb  
6000 set up screen  
8000 end game  
8500 instructions  
9000 USR graphics

a gun position  
high best score so far  
hits number of spaceships destroyed  
missiles number of missiles remaining  
lives number of launchers left

ALL As, Bs, Cs are graphic.

LINE 4020 "32 spaces"

Hits and highest score are shown at top of screen and the number of launchers left flashes at bottom right.

```
1000 REM *****
1001 REM © K.C.RYLETT
1002 REM MANCHESTER
1003 REM 25/08/82
1010 BORDER 2: PAPER 2: CLS
1020 PRINT AT 0,9: PAPER 1: INK
7: BRIGHT 1: "MINIVADERS"
1030 INPUT "INK 7: Do you want
instructions?";Z$
1040 IF Z$(1)="Y" OR Z$(1)="Y" T
HEN GO SUB 8500
1050 GO SUB 9000
1060 LET hits=0
1070 LET lives=3: LET a=15
1110 LET missiles=100: LET a=15
1120 GO SUB 6000
1130 PAUSE 250
1140 GO TO 4000
2000 REM *****
2010 PRINT AT 21,3: BRIGHT 1: "A"
2020 LET a$=INKEY$
2030 IF a$="0" THEN GO SUB 3000
2040 IF a$="1" AND a>1 AND ATTR
(21,a-1)=40 THEN PRINT AT 21,a:
"AT 21,a-1: "A": LET a=a-1
2050 IF a$="2" AND a<30 AND ATTR
(21,a+1)=40 THEN PRINT AT 21,a:
"AT 21,a+1: "A": LET a=a+1
2060 RETURN
3000 REM *****
3010 IF missiles=0 THEN RETURN
3020 LET missiles=missiles-1
3030 FOR n=20 TO 1 STEP -1
3040 IF ATTR (n,a)=42 THEN GO TO
3090
3050 PRINT AT n,a: " ": PRINT AT
n,a: " "
3060 NEXT n
3070 RETURN
3080 PRINT AT n,a: " ": RETURN
3090 FOR s=0 TO 99: PRINT AT n,a
-1: FLASH 1: INK 6: " ": NEXT s:
PRINT AT n,a-2: " ": LET hits
=hits+1: IF hits>high THEN LET h
igh=hits: IF hits>25 THEN RETUR
N: GO TO 4000
4000 REM *****
4010 FOR s=1 TO 20
4020 IF s=10 THEN PRINT AT 19,0:
"AT 20,0: " "
4030 FOR p=0 TO 30
4040 PRINT AT s,p: INK 2: "BC"
4050 IF p=a THEN GO SUB 5020: PR
INT AT s,p: " ": GO TO 4100
4060 GO SUB 2000
4070 PRINT AT s,p: INK 5: " "
4080 PRINT AT 0,7: hits: AT 0,21: h
igh: IF hits=50 THEN GO TO 8000
4090 GO SUB 5000
4100 IF lives=0 THEN GO TO 8000
4110 NEXT p
4120 NEXT s
4130 PRINT AT 10,3: FLASH 1: " "
4140 PAUSE 500: GO TO 8000
5000 REM *****
5010 IF AND(.2) THEN RETURN
5020 FOR d=s+1 TO 21
5030 IF ATTR (d+1,p)=104 THEN LE
T lives=lives-1: PRINT AT 21,31:
FLASH 1: lives
```

```
5040 IF ATTR (d+1,p)=0 THEN PRIN
T AT d+1,p: " ": RETURN
5050 LET a$=INKEY$: GO SUB 2040
5060 PRINT AT d,p: " "
5070 PRINT AT d,p: " "
5080 NEXT d
5090 IF AND(.3) THEN PRINT AT 21,
p: PAPER 6: INK 2: FLASH 1: BRIG
HT 1: " "
5100 RETURN
6000 REM *****
6010 BORDER 5: PAPER 5: INK 0: C
LS
6020 PRINT AT 20,4: PAPER 0: INK
0: "AT 20,11: " ": AT 20,18
"AT 20,25: " ": AT 19,4:
"AT 19,11: " ": AT 19,15:
"AT 19,25: " "
6030 PRINT AT 21,31: INK 0: PAPE
R 7: FLASH 1: lives: PRINT AT 0,2
: "HITS ";hits: AT 0,16: "HIGH ";h
igh
6040 RETURN
8000 REM *****
8010 PAUSE 500
8020 BORDER 5: PAPER 5: CLS
8030 PRINT AT 5,5: PAPER 0: INK
7: "YOUR SCORE IS ";hits
8040 PRINT AT 0,5: PAPER 0: INK
7: "HIGHEST SCORE ";high
8050 INPUT "FLASH 1: Another ga
me?"; LINE Z$
8060 IF Z$(1)="Y" OR Z$(1)="Y" T
HEN GO TO 1100
8070 STOP
9000 REM *****
9010 BORDER 1: PAPER 1: CLS
9100 PRINT AT 10,6: INK 7: " "
9110 PRINT AT 10,6: "GO TO 8005"
9500 REM *****
9510 BORDER 4: PAPER 4: CLS
9520 PRINT "There is a fleet of
Minivaders"
9540 PRINT "Invading your home p
lanet."
9550 PRINT "You are the sole de
fender and"
9560 PRINT "You are equipped wit
h 3 mobile"
9570 PRINT "missile launchers &
100 missiles"
9580 PRINT "The invaders use 2 t
ypes of bomb"
9590 PRINT "The 1st.type leave l
arge craters"
9610 PRINT "that you can't get p
ast."
9620 PRINT "The 2nd.type melt yo
ur launcher"
9630 PRINT "Luckily the 2nd. als
o fill in"
9640 PRINT "the craters."
9650 PRINT AT 21,25: FLASH 1: "IN
KEY"
9660 IF INKEY$="" THEN GO TO 865
0
9670 CLS: PRINT "Your launcher
controls are: "
9680 PRINT " 0 launch missil
e"
9690 PRINT " 1 move to left"
9700 PRINT " 2 move to right"
```



# Open Forum

from previous page

```

8710 PRINT AT 15,3, PAPER 2; INK
7; BRIGHT 1; FLASH 1; "WARNING
KEEP MOVING"
8720 PRINT AT 21,25; FLASH 1; "IN
KEY?"
8730 IF INKEY$="" THEN GO TO 873
0
8740 RETURN
8999 STOP
9000 REM "55-55-55-55"
9001 POKE USR "A"+0,BIN 00011000
9002 POKE USR "A"+1,BIN 00011000
9003 POKE USR "A"+2,BIN 00011000
9004 POKE USR "A"+3,BIN 00111100
9005 POKE USR "A"+4,BIN 00111100
9006 POKE USR "A"+5,BIN 01111110
9007 POKE USR "A"+6,BIN 11111111
9010 POKE USR "A"+7,BIN 11111111
9020 POKE USR "B"+0,BIN 00000111
9021 POKE USR "B"+1,BIN 00011111
9022 POKE USR "B"+2,BIN 00111111
9023 POKE USR "B"+3,BIN 11111000
9024 POKE USR "B"+4,BIN 11111000
9025 POKE USR "B"+5,BIN 00111111
9026 POKE USR "B"+6,BIN 00011111
9027 POKE USR "B"+7,BIN 00000111
9030 POKE USR "C"+0,BIN 11100000
9031 POKE USR "C"+1,BIN 11111000
9032 POKE USR "C"+2,BIN 11111000
9033 POKE USR "C"+3,BIN 00011111
9034 POKE USR "C"+4,BIN 00011111
9035 POKE USR "C"+5,BIN 11111000
9036 POKE USR "C"+6,BIN 11111000
9037 POKE USR "C"+7,BIN 11100000
9040 RETURN

```

**Minivaders**  
by Keith Rylett

## Pathfinder

on ZX81

Pathfinder is a game involving quick thinking and accurate timing. It is written completely in Basic for the ZX81, but runs surprisingly fast due to the extensive use of direct manipulation of the display file by Peek and Poke commands.

Instructions are given in the program but the aim is to hit as many "X" targets as possible by steering your star around the screen with the cursor keys. If you crash into a used (inverse "X") target, the boundary, or your own trail, the game is over and your score is printed. On-screen-scoring and changeable delay factor have been introduced for interest.

It requires a minimum of 5K memory. My record score is 48 targets on delay factor 0.

```

1 REM ***-MINIVADERS-***
2 REM ROBERT A. SLADE 1981
3 REM 6000 TO SAVE
4 SLOW
5 GOTO 60
6 LET C=(B$="6")+33-(B$="7")+
33+(B$="8")-(B$="5")
7 RETURN
8 GOSUB 2000
9 GOSUB 9000
10 GOSUB 1000
110 POKE P,23
120 LET Z(H)=P
130 IF B$=INKEY$
140 IF CODE B$=32 AND CODE B$=3
7 THEN GOSUB 20
150 LET P=P+C
160 IF PEEK P<0 THEN GOTO 200
170 LET H=H+1
180 POKE P,151
190 IF NOT DL THEN GOTO 110
200 FOR F=1 TO DL
210 LET B$=INKEY$
220 NEXT F
230 GOTO 210
240 IF PEEK P=61 THEN GOTO 300
250 FOR F=1 TO 10
260 POKE P,6
270 LET JJ=AND(RND
280 POKE P,134
290 NEXT F
300 CLS
310 PRINT AT 11,6;"TOO BAD,YOU
CRASHED"
320 PRINT TAB 5;"BUT YOU HIT ";
N;" TARGETS";(N<5 AND N<1);";"
330 PRINT AT 21,0;"DO YOU WANT
ANOTHER GO?"
340 POKE 16416,2
350 INPUT Y$
360 IF Y$="" THEN GOTO 240
370 IF Y$(1)<>"Y" THEN STOP
380 CLS
390 RUN 80
400 LET N=N+1
410 POKE P,159
420 FOR X=1 TO H
430 POKE Z(X),0
440 NEXT X
450 PRINT AT 23,18;N

```

## Dragon Tip

on Dragon 32

This program makes use of the fact that the machine will Load and Skip from within a program. It would normally be used as an index on a tape with finished programs. It takes less than half a minute to load, and saves the tedious use of the Skipf command, in locating a program.

Lines 10-20 Clear the screen.  
Lines 30-70 Read and display the contents of the data on screen.

Line 60 is a loop to slow the display down and is not needed if the tape has less than 10 programs on it.

The gap between lines 100 and 500 is for the addition of Data statements. A typical line would read, 100 DATA "(1) SPACE INVADERS"

Line 500 is an empty string, to branch the program using line 50 to line 60000.

Line 510 waits for you to continue, and could be replaced by an Inkey.

Line 520 deletes the program up to and including line 530

Lines 60000-60050 skip the programs and load the one that you require, then delete themselves, leaving only the required program in memory.

This will only, of course, work for programs numbered below 60000, but the

program can be relocated in any position to suit. A Run command could be added at line 60060, and the program will self execute on completion.

```

10 REM -INDEX-
20 CLS
30 FOR A = 1 TO 100
40 READ A$: PRINT A$
50 IF LEN (A$) < 1 THEN 60000
60 FOR Z = 1 TO 1000 : NEXT
70 NEXT A
500 DATA ""
510 LINE INPUT "PRESS ANY KEY TO CON-
TINUE"; Z$
520 DEL 10 - 520
60000 INPUT "NUMBER OF PROGRAM RE-
QUIRED"; N
60010 FOR A = 1 TO (N - 1)
60020 SKIPF
60030 NEXT A
60040 CLOAD
60050 DEL 60000 - 60050

```

The program, if entered as set out, will work for any length of tape, but if the program contents exceed, it will scroll and display the last 10 lines. Line 500 must not be left out, otherwise the program will stop with OD in line 40 (out of data).

Provided that enough space is left at the beginning of the tape, data lines containing extra programs can be added up to a maximum set by line 30.

```

365 LET M=1
370 GOSUB 3000
380 GOTO 130
1000 POKE 16416,0
1002 CLS
1005 PRINT AT 0,0;"
1010 FOR F=1 TO 21
1020 PRINT TAB 0;" ";TAB 31;" "
1030 NEXT F
1040 PRINT ""
1050 PRINT AT 23,6;"TARGETS HIT:
N
1060 GOSUB 3000
1070 RETURN
2000 REM "55-55-55-55"
2010 LET N=0
2020 LET O=PEEK 16396+256*PEEK 1
6397
2030 LET P=0+380
2040 LET C=-1
2050 DIM Z(400)
2070 LET H=1
2080 RETURN
3000 LET F=INT (RND*10)+1
3010 LET X=INT (RND*29)+1
3020 PRINT AT F,X;

```

```

3025 IF PEEK (PEEK 16396+256*PEEK
X 16399)<0 THEN GOTO 3000
3030 PRINT AT F,X;"X"
3040 RETURN
3050 REM SAVE
3060 SAVE "PATHFINDER"
3070 RUN
3080 PRINT " CONTROL THE FLASHIN
G STARS" "DIRECTION USING "7"
FOR UP;"TAB 16;"6"" "DOWN"
;"TAB 16;"5"" "LEFT"TAB 16
;"8"" "RIGHT"
3090 PRINT " TRY TO HIT THE ""
X"" AS MANY " "TIMES AS POSSIBLE
BEFORE YOU" "CRASH INTO THE BOR
DER,YOUR TRAIL""OR A ""
3092 PRINT " "WHAT IS YOUR DELAY
FACTOR ?"
3093 PRINT " (0 TO 5)"
3094 INPUT DL
3095 IF DL<0 OR DL>5 THEN GOTO 9
340
3070 PRINT AT 21,0;"PRESS A KEY.
.
9000 IF INKEY$="" THEN GOTO 9000
9095 RETURN

```

**Pathfinder**  
by Robin Hade

## Snatch

on Spectrum

Whilst looking for new ideas for computer games, I thought of combining Space Invaders with the fairground Hook

machine, where you have to try to grab prizes with a large claw. The game I came up with is called Snatch, and is a cross between the two.

The listing contains a full set of instructions and Rem statements to tell the user what the computer is doing.

```

1 REM set up hires graphics
5 LET P=15
10 BORDER 5; PAPER 6; INK 1
20 FOR n=0 TO 7
30 READ a
40 POKE USR "a"+n,a
50 NEXT n
60 FOR n=0 TO 7
70 READ b
80 POKE USR "b"+n,b
90 NEXT n
100 FOR n=0 TO 7
110 READ c
120 POKE USR "c"+n,c
130 NEXT n
140 FOR n=0 TO 7
150 READ d
160 POKE USR "d"+n,d
170 NEXT n
180 FOR n=0 TO 7
190 READ e
200 POKE USR "e"+n,e
210 NEXT n
220 FOR n=0 TO 7
230 READ f
240 POKE USR "f"+n,f
250 NEXT n
260 FOR n=0 TO 7
270 READ g

```

```

280 POKE USR "g"+n,g
290 NEXT n
300 FOR n=0 TO 7
310 READ h
320 POKE USR "h"+n,h
330 NEXT n
332 REM instructions?
335 INPUT AT 5,5;"instructions?
";t$;IF t$="" THEN GO TO 420
340 PRINT AT 2,0;"SNATCH
AT 4,9;"OJ.YEOMANS"AT 7,0;"wel
come to snatch,the computer ";AT
0,0;"will print an alien city w
ith";AT 9,0;"buildings.On these
are earthen";AT 10,0;"in space
pods,you have to rescue";AT 11,0
;"them with your man(0) that move
s"
350 PRINT AT 12,0;"across the s
creen.You control him with the s
1 key for up and the 0 key fo
r down";AT 15,0;"BUT BEWARE if y
our man hits the buildings he d
ies ALSO watch out for the cities
defences"
360 FOR n=-25 TO 25 STEP 2: BEE
P .01,n: NEXT n: PAUSE 500
370 CLS
400 REM draw graphics

```

to next page



```

420 FOR n=13 TO 21: PRINT AT n,
430 "1,"; AT n,15; "1"; AT 13,0; "-" ; AT
440 "13,15;" ; NEXT n
450 FOR n=16 TO 21: PRINT AT n,
460 "1,"; AT n,6; "1"; AT n,10; "1";
470 "1"; AT 16,1; "1"; AT 16,8; "1"; AT
480 "16,10;" ; AT 19,3; "-" ; AT 16,5;
490 "1"; NEXT n
500 FOR n=1 TO 21: PRINT AT n,
510 "2,"; AT 12,22; "-" ; NEXT n;
520 n=16 TO 21: PRINT AT n,24; "1";
530 "1"; AT n,30; "1"; AT 16,24; "-" ; AT 1
540 "16,30;" ; NEXT n
550 PRINT AT 16,16; "1"; AT 19,16;
560 "1"; AT 21,16; "1";
570 PRINT AT 17,16; "1"; AT 18,16; "1";
580 "1"; AT 19,16; "1"; AT 16,16; "1";
590 "1"; AT 16,16; "1";
600 INK 2
610 PRINT AT 17,12; BRIGHT 1; "1";
620 "1"; AT 18,12; BRIGHT 1; "1"; AT 16,4;
630 "1"; AT 19,4; BRIGHT 1;
640 "1";
650 PRINT AT 17,5; BRIGHT 1; "1";
660 "1"; AT 18,5; BRIGHT 1; "1"; AT 17,11;
670 "1"; AT 18,11; BRIGHT 1;
680 "1";
690 PRINT AT 14,17; BRIGHT 1; "1";
700 "1"; AT 15,17; BRIGHT 1; "1"; AT 14,1
710 "1"; BRIGHT 1; "1"; AT 15,18; BRIGHT
720 "1";
730 PRINT AT 11,22; BRIGHT 1; "1";
740 "1"; AT 12,22; BRIGHT 1; "1"; AT 15,2
750 "1"; BRIGHT 1; "1"; AT 16,25; BRIGHT
760 "1"; "1";
770 PRINT AT 5,0; "A"; AT 5,31; "A"
780 PRINT AT 8,0; "A"; AT 8,31; "A"
790
800 REM get your man moving acro
810 ss the screen
820 LET x=3
830 LET t=0
840 LET n=0
850 LET a=-.40
860 IF n>=27 THEN LET n=1
870 LET a$=INKEY$
880 IF a$="1" AND x<20 THEN LET
890 t=1
900 IF a$="0" AND x>3 THEN LET
910 t=1
920 LET n=n+a: LET x=x+t

```

```

500 LET C=INT (RND*10)
600 PRINT AT 2,n; INK 0; "C=";
BEEP .01,30
502 REM fire gun
604 IF C=5 THEN PLOT 0,104; DRAW
U 255,0; PLOT 0,104; DRAW INVERS
E 1,255,0
606 IF C=7 THEN PLOT 0,128; DRAW
U 255,0; PLOT 0,128; DRAW INVERS
E 1,255,0
608 IF C=6 AND x=8 THEN GO TO 3
000
607 IF C=7 AND x=5 THEN GO TO 3
000
608 PRINT AT 2,n; " "
610 PRINT AT x,n+2; INK 0;"A";
BEEP .01,25; PRINT AT x,n+2; INK
0;"A"; AT x,n+2; " "
615 REM check if your man has h
it the building or rescued anyone
620 IF ATTR (x+t,n+2)=49 THEN G
O TO 1000
630 IF ATTR (x+t,n+2)=114 THEN
GO TO 2000
670 GO TO 505
999 REM routine for when you h
a building
1000 CLS : FOR n=30 TO -30 STEP
-2: BEEP .02,n: BEEP .02,n-10:
1010 BORDER INT (RND*7); NEXT n
1020 FOR n=0 TO 20 STEP 2
1030 PRINT AT N,0; " "
1040 NEXT N
1050 PAUSE 100: CLS : GO TO 400
1999 REM routine for if you resc
ue a man
2000 FOR n=34 TO -34 STEP -3: BE
EP .01,N: NEXT n
2010 LET P=P+1
2020 PRINT AT 21,P;"I"; AT 20,P;"
A"
2030 PRINT AT x+1,n+2; " "; AT x+2
,n+2; " "
2099 REM routine for if you get
shot
3000 CLS
3010 PRINT AT 5,5;"you got shot
1d10t
3030 FOR n=0 TO 5
3040 FOR g=0 TO 25 STEP 4: BEEP
.01,g: NEXT g: NEXT n

```

```

3050 RUI DATA BIN 00011111,BIN 00111
8999 RUI data for graphics
9000 DATA BIN 00011111,BIN 00111
111,BIN 01111111,BIN 11111111,BI
N 11000000,BIN 11000000,BIN 0110
010,BIN 01111100
9001 DATA BIN 11111111,BIN 1111
111,BIN 00111100,BIN 11111111,BI
N 11111111,BIN 00111000,BIN 0001
1000,BIN 00011000
9002 DATA BIN 11111100,BIN 1111
111,BIN 01111111,BIN 11111111,BI
N 00000111,BIN 00000011,BIN 0110
110,BIN 00111100
9003 DATA BIN 00011000,BIN 00111
100,BIN 01011010,BIN 10011001,BI
N 11111111,BIN 01000010,BIN 0110
0110,BIN 01001000
9004 DATA BIN 00110000,BIN 00111
100,BIN 01011010,BIN 10011001,BI
N 11111111,BIN 01000010,BIN 1000
0000,BIN 00000000
9005 DATA BIN 00111000,BIN 00111
000,BIN 00111000,BIN 00010000,BI
N 11111110,BIN 10111010,BIN 1011
1010,BIN 10111010
9006 DATA BIN 01111010,BIN 00101
0000,BIN 00100000,BIN 00101000,BI
N 00101000,BIN 00101000,BIN 0110
1100,BIN 0
9007 DATA BIN 10011001,BIN 10011
001,BIN 10011001,BIN 11111111,BI
N 10011001,BIN 10011001,BIN 100
1001,BIN 11111111

```



### Snatch

by Jonathon Yeomans

on Vic-20

This is a space invader game with a difference. At any one time three invaders pass in front of you from the top of the screen (each having a different score value) and which you simply have to shoot. You can shoot the alien when it appears

anywhere in the sight.

But beware, there are six invisible black holes in front of you. You will be sucked into the black hole when the centre of the sight passes over one of these holes. Should you fall into a black hole then all accumulated scores are lost.

You have a limited amount of ammunition and a limited amount of time to shoot as many invaders as possible. At the top of

the screen the running score and elapsed time is shown.

A good average for the game is 100. The best score for the game so far is 240. All keyboard directions are shown in the instructions.

The program runs in a minimum of 6.5K and can also be used without any modification with any memory above that level. All subroutines are covered in the program listing by *Rem* statements.

```

270 PRINT"##### ■ BLACK HOLE  ■ ■"

1 REM (C) 1982
2 REM N.ECKERSLEY
3 POKE36879,40
240 PRINT"##### ■"
250 PRINT"##### ■"
260 PRINT"##### ■"
270 PRINT"##### ■ BLACK HOLE  ■"
280 PRINT"##### ■"
290 PRINT"##### ■"
300 PRINT"##### ■"
310 FORA=1TO3000:NEXT
320 PRINT"□":POKE36879,104:DIMT(20)
330 PRINT"##### INSTRUCTIONS(Y/N)";
340 GETA$
350 IFA$="Y"THEN10000
360 IFA$="N"THEN12166
370 GOTO340
380 REM INITIALISATION
381 SC=0:COD=30720:J1=7702:J2=38884:S=7910:
J3=8164:J4=8140:J5=7725:J6=7680
382 PRINT"□":IFPEEK(4096)=32THENGOSUB50000
390 POKE36879,104:PRINT"■"
391 FORLS=1TO20
392 POKEJ3+LS,102:POKEJ2+LS,7:IFLS<5THENPOKE
J2+LS,2
393 NEXTLS:VL=20
399 FORC=1TO100
400 B=INT(RND(81)*450)+J1
410 POKEB,46
411 NEXTC
420 FORD=1TO6

```

```

430 E(D)=INT(RND(1)*400)+J1
450 NEXTD
451 REM SIGHT MOVEMENT
454 TI$="000000":VAR=99.99:GOSUB470:VAR=0
455 GETMS$:POKE198,0
456 PRINT"§"TAB(12)"TIME:"MID$(TI$,4,1)".
      "RIGHT$(TI$,2)
457 IFTI$>"000200"THENWE7=1:GOTO20000
458 IFTA<1THEN490
459 IFMS$=""THEN590
460 IFMS$="K"THENGOSUB6000
461 IFOI=99.99THENY7=99.99:GOSUB7000:GOSUB468:
      Y7=0:GOTO491
462 IFMS$="I"THENGOSUB5000:S=S-22
463 IFMS$="J"THENGOSUB5000:S=S-1
464 IFMS$="L"THENGOSUB5000:S=S+1
465 IFMS$="M"THENGOSUB5000:S=S+22
466 FORD=1T06:IFS=E(D)THENWE7=2:GOTO20000
467 NEXTD
468 IFS=J4THENS=J4
469 IFS=J5THENS=J5
470 REM DRAW, SIGHT
471 POKES+1,67:POKES-1,67:POKES-22,66:
      POKES+22,66
480 POKES+23,122:POKES+21,76:POKES-23,79:
      POKES-21,80
481 IFY7=99.99THENRETURN
482 IFVAR=99.99THENRETURN
489 GOTO590
490 PRINT"§"TAB(12)"TIME:"MID$(TI$,4,1)".
      "RIGHT$(TI$,2)
491 OI=0
492 REM ALIEN MOVEMENT
493 FORXX=1T05

```

to next page



# Open Forum

from previous page

```

500 TT=INT(RND(1)*9)+1
510 IF TT<5 THEN G(X)=88:COL(X)=3
520 IF TT>5 THEN G(X)=90:COL(X)=7
530 IF TT>8 THEN G(X)=65:COL(X)=5
540 NEXT XX
551 FOR VV=1 TO 3
556 PRINT "TAB(12) TIME: MID$(TI$,4,1). RIGHT$(TI$,2)"
560 F(VV)=INT(RND(1)*462)+J1
570 POKE F(VV),G(VV):POKE COD+F(VV),COL(VV)
580 NEXT VV
590 PRINT "TAB(12) TIME: MID$(TI$,4,1). RIGHT$(TI$,2): VAR=99.99:GOSUB 468:VAR=0"
591 FOR T=1 TO 3: IF T=0 THEN F(T)=INT(RND(1)*22)+J1
600 NEXT T:GOSUB 9600
612 FOR RR=1 TO 3
613 WW=INT(RND(1)*3)+1
620 IF WW=1 THEN A(RR)=22
630 IF WW=2 THEN A(RR)=23
640 IF WW=3 THEN A(RR)=21
660 NEXT RR
680 FOR XX=1 TO 3
690 POKE F(XX),32:POKE COD+F(XX),1:F(XX)=F(XX)+A(XX):IF F(XX)>J3 THEN F(XX)=0:GOTO 590
700 POKE F(XX),G(XX):POKE COD+F(XX),COL(XX)
710 NEXT XX:TA=2:GOTO 455
1092 IF QA=88 OR QA=90 OR QA=65 THEN POKES,42:FOR QB=1 TO 100:NEXT QB:POKES,32
5000 POKES+23,32:POKES+21,32:POKES-23,32:POKES-21,32
5010 POKES+1,32:POKES-1,32:POKES-22,32:POKES+22,32
5020 RETURN
5999 REM FIRING
6000 POKE J3+VL,32:VL=VL-1:IF VL<0 THEN WE7=3:GOTO 20000
6001 FP(1)=0
6002 FP(2)=22
6003 FP(3)=23
6004 FP(4)=21
6005 FP(5)=-1
6006 FP(6)=1
6007 FP(7)=-22
6008 FP(8)=-23
6009 FP(9)=-21
6010 FOR RT=5 TO 1 STEP -1
6011 E3=S+RT
6012 E4=S-RT
6017 POKE 36878,15:POKE 36876,231:POKE 36878,0:POKEE3,67:POKE COD+E3,2
6018 POKEE4,67:POKE COD+E4,2
6019 FOR AA=1 TO 30:NEXT
6021 POKEE3,32:POKE COD+E3,1
6022 POKEE4,32:POKE COD+E4,1
6025 NEXT RT
6027 FOR RE=1 TO 3
6028 POKE F(RE),G(RE)
6029 NEXT RE
6030 FOR RF=1 TO 9
6040 QA=PEEK(S+FP(RF))
6050 IF QA=88 THEN SC=SC+10:GOTO 9000
6060 IF QA=90 THEN SC=SC+15:GOTO 9000
6070 IF QA=65 THEN SC=SC+25:GOTO 9000
6080 NEXT RF
6081 POKES,91:FOR PL=1 TO 30:POKES,42:FOR PL=1 TO 30:POKES,32
6090 RETURN
7000 FOR YU=1 TO 3
7010 POKE F(YU),32:NEXT
7020 RETURN
9000 REM EXPLOSION
9001 OI=99.99:FOR RG=1 TO 3:POKE COD+F(RG),1:NEXT RG
9002 PRINT "SCORE ";SC
9003 AB=42:GOSUB 9500:AB=81:GOSUB 9500:AB=87:GOSUB 9500
9005 AB=46:GOSUB 9500:AB=32:GOSUB 9500:F(RE)=0:NEXT RF
9500 POKE 36878,15
9511 FOR LL=220 TO 230
9512 POKE 36876,LL
9513 NEXT LL
9514 POKE 36878,0
9515 POKE 36876,0
9516 POKES,AB:POKES+1,AB:POKES-1,AB:POKES+22,AB:POKES-22,AB
9517 IFS=44>J1 THEN POKES-44,AB
9518 IFS=44<J3 THEN POKES+44,AB
9519 POKES-2,AB:POKES+2,AB:POKES-23,AB:POKES-21,AB
9520 POKES+21,AB:POKES+23,AB:RETURN
9600 B=INT(RND(1)*450)+J1:IF PEEK(B)<32 THEN 9600
9620 POKE B,46
9640 RETURN
10000 REM INSTRUCTIONS
10001 PRINT "YOU ARE THE CAPTAIN OF THE S.S. BOUNTY. YOU ARE UNDER ATTACK BY ALIENS"
10030 PRINT "YOU HAVE ONLY 20 SHOTS LEFT. THEY ARE SHOWN"
10040 PRINT "AT THE BOTTOM OF THE SCREEN."
10050 PRINT "BEWARE THERE ARE 6 INVISIBLE BLACK HOLES. IF YOUR SIGHT RUNS"
10051 PRINT "OVER ONE OF THESE THEN THAT I AM AFRAID"
10060 PRINT "IS THE END OF YOU AND YOUR SHIP"
10061 PRINT "ALSO YOUR FORCE FIELD REPORTS THAT YOU CAN ONLY LAST FOR 2 MIN. OF ATTACKS"
10070 PRINT "PRESS SPACE TO CONT."
10080 GETA$:IFA$<>" THEN 10080
10090 PRINT "SIGHT MOVEMENTS"
10100 PRINT "
10110 PRINT "UP
10120 PRINT "
10121 PRINT "I"
10123 PRINT "
10130 PRINT "LEFT J L RIGHT"
10140 PRINT "
10150 PRINT "M"
10160 PRINT "
10161 PRINT "DOWN"
10163 PRINT "PRESS 'K' TO FIRE"
10164 PRINT "PRESS SPACE TO CONT."
10165 GETA$:IFA$<>" THEN 10165
10166 PRINT "ALIEN SCORING"
10167 PRINT "
10168 READ I1:IF I1="# THEN 12166
10169 FOR WS=1 TO LEN(I1)
10170 PRINT "TAB(20) MID$(I1,WS,1)
10171 PRINT "CHR$(20):FOR DELAY=1 TO 150:NEXT
10172 NEXT WS:GOTO 10168
10173 DATA "..... -- 10 PTS..... -- 15 PTS"
10174 DATA "..... -- 25 PTS...."
10175 DATA "#"
12166 GOTO 380
20000 REM END ROUTINES
20001 IF WE7=1 THEN 20050
20010 IF WE7=2 THEN 20070
20020 IF WE7=3 THEN 20100
20050 PRINT "IT.I.M.E...O.U.T...!";
20060 PRINT "YOUR SCORE WAS "SC":GOTO 20200
20070 FOR D=1 TO 6:FOR DEL=1 TO 450:NEXT:POKE COD+E(D),1:POKEE(D),32:POKEE(D),81:NEXT D
20071 FOR DEL=1 TO 2000:NEXT:FOR SR=8 TO 15:PRINT "POKE 36878,15:POKE 36876,220:POKE 36878,0
20090 POKE 36879,SR:FOR TM=1 TO 300:NEXT:GOSUB 60000:NEXT:GOSUB 30000:GOTO 20200
20100 PRINT "OUT OF AMMUNITION"
20110 PRINT "YOUR SCORE WAS "SC":
20200 PRINT "PRESS SPACE FOR ANOTHER GAME"
20210 GETA$:IFA$<>" THEN 20210
22020 GOTO 380
30000 PRINT "YOU HAVE BEEN SUCKED INTO A BLACK HOLE":RETURN
50000 COD=33792:J1=4118:J2=38372:S=4371:J3=4580:J4=4556:J5=4141:J6=4096
50010 RETURN
60000 FORA=1 TO 10
60010 B=INT(RND(1)*506)+J6
60020 C=INT(RND(1)*255)+1
60030 POKE B,C:FOR DD=1 TO 50:NEXT:PRINT "NEXT: RETURN

```

**Black Hole**  
by Neil Eckersley



## Moon Lander

on BBC Micro

In this version of "Lunar Lander", for the Model A, you are the pilot of a descending moon shuttle, low on fuel and desperate to land. The landing pad is clearly defined

and is at the bottom of a precipitous valley. "Z" and "X" control horizontal drift and "." controls descent rate. Time, fuel and drift are displayed at the top of the screen. An added difficulty is that drift has to be less than +/-5 to avoid total annihilation on landing.

The combination of mode 5's colour and graphics is used to its full. VDU 23 ... is

used to define the space shuttle and remove the omni-present flashing cursor. VDU 5 allows text to be used in graphics mode with high resolution manoeuvrability.

This means the shuttle can move one row of pixels at a time. Sound effects are incorporated in the listing and *Rule Britannia* is played after a successful landing.

```

10 REM*****
20 REM** MOON LANDER **
30 REM** (C)P.D. 1982**
40 REM*****
50 X$="M O O N L A N D E R":MODE7:VDU23;8202;0;0;0;:PRINTTAB(7,10);CHR$
&B2;CHR$141;X$;
60 PRINTTAB(7,11);CHR$&B2;CHR$141;X$;TAB(4,16);"Z=LEFT JET; X=RIGHT JET;
:=ROCKETS"
70 PRINTTAB(3,19);"MAXIMUM VELOCITY WHEN LANDING=5";TAB(4,23);"Press the
SPACEBAR to continue";:REPEATUNTILGET=32
80 MODE5:VDU23;8202;0;0;0;:VDU5:ONERRRRUN
90 VDU19,3,6,0,0,0
100 GCOL0,3:FORX=0TO40:PLOT69,RND(1280),RND(400)+510:NEXT:GCOL0,2
110 MOVE-200,0:MOVE500,0:PLOT85,100,700:MOVE300,200:MOVE400,50:PLOT85,35
0,400:MOVE100,500:MOVE250,400:PLOT85,220,720
120 MOVE780,0:MOVE1480,0:PLOT85,1180,740:MOVE1000,0:MOVE780,0:PLOT85,900
,600
130 MOVE900,200:MOVE1280,200:PLOT85,RND(50)+550,RND(30)+560:MOVE500,0:MO
VE300,100:PLOT85,RND(100)+500,RND(35)+400
140 VDU23,255,0,0,0,0,255,255,255,255
150 VDU23,226,126,129,153,165,165,153,129,126:VDU23,227,24,60,126,126,12
6,126,90,24:VDU23,228,0,0,60,0,60,0,0,0
160 VDU23,225,60,126,90,126,255,153,18
170 VDU23,240,16,32,64,255,255,64,32,16:VDU23,241,8,4,2,255,255,2,4,8,:V
DU23,242,24,24,24,24,153,90,60,24
180 GCOL0,1:MOVE548,32:PRINTCHR$255;CHR$255;CHR$255;
190 GCOL0,3:MOVE0,910:DRAW1280,910
200 X=RND(1000):Y=RND(200)+700:FU=250
210 *FX11,1
220 *FX12,1
230 VV=0:HV=RND(20)-10
240 A$=INKEY$(0):VV=VV+1:F=0:J=0
250 VDU4:PRINTTAB(0,0);CHR$240;CHR$241;" ";TAB(10,0);CHR$242;" ";TA
B(15,0);"F=" ";TAB(0,2);"B=" ";TAB(10,2);
260 PRINT"H=" ";TAB(2,2);(-640-(X+32));TAB(12,2);Y;TAB(2,0);HV;TAB(17
,0);FU:VDU5
270 *FX15,0
280 GCOL0,0:MOVEX,Y:PRINTCHR$225;
290 IFFU<=0 FU=0:GOTO330
300 IFA$="Z" HV=HV+1:J=-1:FU=FU-1
310 IFA$="X" HV=HV-1:J=1:FU=FU-1
320 IFA$="." VV=VV-4:F=1:FU=FU-3
330 VDU4:PRINTTAB(11,0);VV;VDU
340 Y=Y-VV:X=X+HV:IFY>900 Y=900
350 IFPOINT(X,Y-32)=2 OR POINT(X+8,Y)=2 OR POINT(X+16,Y-32)=2 OR POINT(X
+24,Y-32)=2 PROCCRASH
360 IFPOINT(X+24,Y-32)=2 OR POINT(X+32,Y-32)=2 OR POINT(X+40,Y-32)=2 OR
POINT(X+48,Y)=2 OR POINT(X+56,Y-32)=2 PROCCRASH
370 IFABS(640-(X+32))<=40 AND POINT(X+32,Y-32)=1 PROCLAND
380 IFY<16 PROCCRASH
390 GCOL0,3:MOVEX,Y:PRINTCHR$225;
400 IFF=1 AND Y>80 SOUND4,-15,6,10:GCOL0,1:MOVEX,Y-32:PRINTCHR$227;
410 IFJ=1 GCOL0,1:MOVEX+64,Y:PRINTCHR$228;:SOUND4,-15,12,10
420 IFJ=-1 GCOL0,1:MOVEX-64,Y:PRINTCHR$228;:SOUND4,-15,12,10
430 IFF=1 AND Y>80 GCOL0,0:MOVEX,Y-32:PRINTCHR$227;
440 IFJ=1 GCOL0,0:MOVEX+64,Y:PRINTCHR$228;
450 IFJ=-1 GCOL0,0:MOVEX-64,Y:PRINTCHR$228;
460 GOTO240
470 DEF PROCCRASH
480 FORP=0 TO 255 STEP 7:SOUND43,-15,P,2:NEXT:SOUND4,-15,6,20

```

to next page



# Open Forum

from previous page

```

490 GCOL0,1:MOVEX,Y:PRINTCHR$226;
500 FORX=1TO6:VDU19,1,X,0,0,0:NEXT:GOTO500
510 DEF PROCLAND
520 IF VV>5 PROCCRASH
530 GCOL0,3:MOVEX,Y:PRINTCHR$225;
540 FORS=1TO11:READP,D
550 IFF=999 L=0 ELSE L=-15
560 SOUND1,L,P,D:SOUND1,0,0,3:NEXT
570 GOTO570
580 DATA97,15,97,5,101,5,101,5,999,5,97,5,101,10,97,2,89,5,81,5,77,10

```

**Moon Lander**  
by Paul Driscoll

## Patterns

on BBC Micro

This program is loosely based on the random number feature of the BBC Micro. It uses high resolution graphics as well as unique sound effects. To end this program it will be necessary to press the escape key. The patterns are built up entirely of straight lines and have a range of seven different colours.

```

10 REM *****
20 REM *****
30 REM *****
40 REM **
50 REM ** P A T T E R N S **
60 REM **
70 REM ** B Y **
80 REM **
90 REM ** M A T T H E W **
100 REM **
110 REM ** K E E L I N G **
120 REM **
130 REM *****
140 REM *****
150 REM *****

```

```

160 T = 0
170 ON ERROR GOTO 690
180 S = 0
190 MODE 7
200 PRINT :SPC(80):"TYPE IN ONE LETTER TO START THE
    PATTERN GENERATOR"
210 *FX 15,1
210 X$ = GET$
215 *FX 15,1
220 MODE 2
230 L = RND(6)
240 GCOL 0,L
250 L = 7 - L
260 VDU 19,0,0,0,0,0,19,L,0,0,0
270 LET B = 0
280 LET X = 0
290 LET C = 1280
300 LET D = 1280
310 V = RND(40)
320 LET V = V + 10
330 MOVE 1280,0
340 LET X = X + V
350 SOUND 1,-15,S,1:SOUND 2,-5,180-S,1
360 IF S < 0 T = 0
370 IF S > 180 T = 1
380 IF T = 0 S = S + 4 ELSE S = S - 4
390 LET B = B + V
400 LET C = C - (V/1000*1280)
410 LET D = D - (V/1000*1280)
420 DRAW 0,X
430 MOVE 0,0
440 DRAW 1280,B
450 MOVE 0,1000
460 DRAW 1280,C

```

```

470 MOVE 1280,1000
480 DRAW 0,0
490 IF X < 1024 GOTO 330
500 SOUND 1,-15,S,1
510 S = S + 1
520 GOTO 600
600 TIME = 0
610 REPEAT
620 SOUND 1,-15,S,1
630 IF T = 1 S = S - 1 ELSE S = S + 1
640 IF S > 180 T = 1
650 IF S < 0 T = 0
660 UNTIL TIME > 200
670 S = 0
680 GOTO 190
690 MODE 7
700 PRINTTAB(0,3)""
710 INPUT"DO YOU WANT ANOTHER GO?G$
720 IF G$ = "Y" OR G$ = "YES" GOTO 190
730 IF G$ = "N" OR G$ = "NO" GOTO 740
    ELSE GOTO 690
740 MODE 7
750 END

```

**Patterns**  
by Matthew Keeling

A GREAT NEW COMPETITION WORTH £THOUSANDS TO THE WINNER

## Whizz-Kid '82

Fancy your chances?

We're looking for a bright young thing who can out-shine all the commercial software houses and come up with a sparkling new program that can be marketed commercially.

We want you to prove you can write a selling program and if you win the competition you'll be well on the way to making big money.

The winner will receive:

1. A Dragon 32 computer.
2. Advice from *Popular Computing Weekly* on how to market and sell the winning software and how to form and finance the company to do so.
3. £2,000-worth of free advertising in *Popular Computing Weekly*.

Entries to the award scheme must be accompanied by at least four out of five of the numbered coupons published in *Popular Computing Weekly* throughout September. The closing date for the competition is October 18. The winning entry will be announced in the issue published on November 18.

### Rules

1. There is no limit on the number of entries you can send in, but each entry must be accompanied by four differently numbered competition coupons.
2. Closing date for entries is October 18, 1982.
3. The names of the winners will be announced in the November 18 issue of *Popular Computing Weekly*.
4. The Judges' decision is final.
5. No employees of Sunshine Publications Ltd, or their families, will be eligible to enter the competition.

The winner will be the author who submits the most commercially viable program together with a written outline of the author's own proposals on how he would run his software house and why he would like to do it. The judge will be *Popular Computing Weekly* editor, Brendon Gore.

If a number of equally good and commercially viable programs are submitted the decision of the overall winner will be based on the best accompanying written outline of the author's proposals for running a software house.



## Popular Computing Weekly Whizz-Kid '82 Scheme

NAME: .....  
ADDRESS: .....

.....  
.....  
.....

Fill in this coupon. When you have collected four differently numbered coupons, send them with your program to: *Popular Computing Weekly*, Whizz-Kid '82, Hobhouse Court, 19 Whitcomb Street, London WC2.





which does the translation at the same time as running the program. There are speed advantages to the NewBrain's approach, but as, unlike most compilers, this one is interactive, it means that the lay user is unlikely to be aware of any difference.

The error messages, in my view, belong to another era. They are numbers, nearly 200 of them. I have never felt that the traditional *Syntax error* was an adequate response. Many newer computers, not just the BBC's, have improved their messages to the user. I know that full error messages take up valuable memory, but *Error 21* and its relatives are hardly going to appeal to the first-time computer tyro.



The NewBrain really is a most extraordinary combination of crude and ultra-sophisticated features. So how, finally, does it compare with Acorn's BBC micro-computer? I think it is clear that it is by no stretch of the imagination suitable for the beginner. Not having colour and sound, its appeal to the home user will be limited, although games will undoubtedly be written for it.

What the NewBrain's designers have succeeded in creating is a kind of professional's ZX. The operating system's power will make it very attractive to software writers producing dedicated applications, and particularly those which require the use of advanced graphics. It will, of course, be configured to run CP/M when it gets its disc drives, and then a whole world of spreadsheets and similar packages will become available to it.

While the NewBrain is, strictly speaking, portable, its potential is somewhat diminished by the heavy separate power supply and the limited lifespan of its batteries. Its communication facilities are good, so there is a role for it as a peripatetic intelligent terminal, speaking to its host machine via a modem down the telephone lines. As a word processor, the keyboard lets it down, but as a data-capture terminal it is nearly ideal.

But for a machine of this level of sophistication, its price is remarkably low — £199 + VAT for the basic version. This in itself represents a considerable achievement on the part of its designers.

As a challenge to the enthusiast or the professional, I have no doubts about its future popularity. Who would want one? I would. There is plenty of room in the market both for machines like this one and like the one Acorn built for the BBC.

# Spectrum

In this slot various contributors explore different aspects of the ZX Spectrum

## Topping up characters by redefinition

*Geoff Wilkins presents a routine to redefine the Spectrum keyboard.*

How many user-defined characters can you create on a Spectrum? The Spectrum manual tells you how to make up to 21, using the user graphics included in the character-set, codes 144 to 164. But there are far more exciting possibilities using the system variable *Chars*, with the help of which you can redefine up to 96 characters — the whole of the keyboard between the space-character and the copyright symbol.

What you have to do is: 1) copy the data for characters in the Rom into an area of Ram; 2) alter *Chars* so that, instead of pointing to the Rom character-set, it points to the copy in Ram; 3) redefine the data of the Ram set as and how you like.

The following program copies the character-set, which starts at address 15616 in the Rom, to an area above Ramtop in the Ram starting at address 31744. It then pokes a new value, 123, into address 23607 (the second byte of *Chars*), thus giving *Chars* the value of 31488 (123 times 256) instead of the usual 15360 (60 times 256) — this being 256 less than the beginning of the character-set. Next, the program redefines whichever character-key you input, using eight numbers per character precisely as the manual describes redefinition of user graphics:

```
10 CLEAR 31743 : FOR A=15616 TO 16383 : POKE
  A+16128, PEEK A : NEXT A
20 POKE 23607,123
30 CLS : INPUT "CHARACTER-KEY TO BE REDEFIN-
  ED", K$ : IF K$<" " OR K$>"@" THEN GO
  TO 30
40 LET P=31744+(CODE K$-32)*8
50 FOR N=0 TO 7 : INPUT "BINARY-DATA NUM-
  BER FOR LINE", (N+1), B : POKE P+N, B : NEXT
  N
60 PRINT "NEW CHARACTER: "; K$ "PRESS
  SPACE-KEY TO REDEFINE" : "ANOTHER
  CHARACTER, ANY OTHER" " KEY TO BREAK"
70 IF INKEY$<>" " THEN GO TO 70
80 PAUSE 0 : IF INKEY$=" " THEN GO TO 30
90 CLS
```

Try running this, inputting capital "P" for

the character to be redefined, and the numbers 1, 3, 7, 15, 31, 63, 127, 255, for the data for the new character's eight lines. You will find that capital "P" has been redefined into a triangular graphic, even when it occurs in keywords like *Print* and *Poke*. The effect on some keywords after you have redefined a number of capitals can be quite bizarre, so you may prefer to stick to lower-case characters, but the keywords continue to work as normal, whatever their appearance.

Anyway, you can always return to the normal Rom character-set by the command: *Poke 23607,60* — and *Poke 23607,123* will take you back again to the new Ram set.

You can have a lot of fun just playing around with this program. Chapter 14 of the Spectrum manual explains the effect of different numbers on the new character's eight lines. You can enter them in the form BIN 01000111 or as decimal-notation numbers.

You can use the program to create a new keyboard for, say, the Greek alphabet, including accents and breathings, or Punjabi characters, or whatever. The new character-set is easily saved onto tape by:

SAVE "CHARS" CODE 31744,768

and loaded again by:

CLEAR 31743 : LOAD "CHARS" CODE 31744 :  
POKE 23607,123

Do not forget, every time you run the program from line 10 you will wipe out any newly defined characters by copying the normal Spectrum set back into the Ram again. You can avoid this by running from line 20 or 30.

## Ant Hurriion shows you how to play a little night music.

This little program enables you to use the Spectrum as a synthesiser, playing notes as you enter them using keys 0 to 9. Hook your machine up to the amplifier of your Hi-fi and pretend you are Depeche Mode or the Human League.

The program first asks you to enter your note length — try starting with 0.05. You can change line 40 to play in different octaves if you wish. See you in the Top 10.

### LIST

```
5 REM SYNTHESISER*****ANT HU
  RRION
10 PRINT "NOTE LENGTH ?": INPUT
  L:CLS
20 IF INKEY$ = " " THEN GOTO 20
30 LET N = (CODE INKEY$) - 48: REM
  N IS THEN MIDDLE C
40 BEEPL,N + 24: REM THE NUMBER
  ADDED TO N DETERMINES OUR OC
  TAVE, TRY N+12,N+36,ETC
50 GOTO 20
```



## New solution for line deletion

*Jeremy Ruston explains how to insert and delete lines on screen.*

Recently I wrote an elementary word-processing program for the BBC computer. Part of the program offered on screen text editing, for which I needed routines to insert and delete characters and lines on the screen. The simplest way to insert and delete characters is to reprint the line on which the change is to be made. However, my solution to the problem of inserting and deleting whole lines from the display has considerably wider application.

This program demonstrates the procedures "insert" and "delete" by printing a screenful of coloured letters and then alternately opening up and deleting a line which contains the words "Happy Christmas".

Both procedures are called with three parameters. The first specifies which line of the screen is to be deleted, or where a line is to be inserted. The next parameter is one less than the number of lines per screen in the current mode and the last parameter is the number of characters per line in the current mode.

Lines 250 and 260 save the current cursor co-ordinates in X% and Y% so that the cursor can be restored at the end of the operation. Line 270 sets up a text window to stretch from the line that is to be inserted to the bottom of the screen. Line 280 moves the cursor to the top left of this window and line 290 moves the cursor one line up.

Since the cursor is already at the top of the current window, the operating system scrolls the window down, creating a blank line at the point where the insertion is required. Line 300 then destroys the window.

Line 310 increments the cursor's Y co-ordinate to ensure that the cursor is in the correct position in relation to the text on the screen. Line 320 moves the cursor to the required position before line 330 exits the procedure.

PROCdelete operates in the same manner, except that the window is scrolled up, by positioning the cursor on the bottom line of the window and printing a line feed code.

Both these routines may have to be altered to fit your application. For example, it may be better for you to move all the text above a deletion down a line, rather than vice-versa. It is also possible to run all the VDU statements in the routines into one very long statement. If you do not need to restore the cursor to its old position, you could cram each routine into a single line, dispensing with the procedures altogether.

### LIST

```
10 REM -----
20 REM   Insert and delete line
30 REM   Copyright (C) 1982
40 REM   Jeremy Ruston
50 REM -----
60 MODE 7
70 VDU 23;8202;0;0;0;
80 FOR T%=0 TO 23
90 VDU 31,0,T%
100 PRINT CHR$(128+RND(5));STRING$(38,
CHR$(65+T%))
110 NEXT T%
120 REPEAT
130 TIME=0
140 REPEAT UNTIL TIME>30
150 PROCinsert(10,39,24)
160 PRINT TAB(0,10);" Happy Christmas"
170 TIME=0
180 REPEAT UNTIL TIME>30
190 PROCdelete(10,39,24)
200 UNTIL FALSE
210 END
220 REM -----
230 DEF PROCinsert(L%,R%,B%)
240 LOCAL X%,Y%
250 X%=POS
260 Y%=VPOS
270 VDU 28,0,B%,R%,L%;REM text window
280 VDU 30          :REM home cursor
290 VDU 11          :REM cursor up
300 VDU 26          :REM no windows
310 IF Y%>L% THEN Y%=Y%+1
320 VDU 31,X%,Y%    :REM cursor move
330 ENDPROC
340 REM -----
350 DEF PROCdelete(L%,R%,B%)
360 LOCAL X%,Y%
370 X%=POS
380 Y%=VPOS
390 VDU 28,0,B%,R%,L%;REM text window
400 VDU 31,0,B%-L%   :REM cursor move
410 VDU 10          :REM cursor down
420 VDU 26          :REM no windows
430 IF Y%>L% THEN Y%=Y%-1
440 VDU 31,X%,Y%    :REM cursor move
450 ENDPROC
460 REM -----
```



# Machine Code

Ian Stewart and Robin Jones present a new series for beginners

## Plus or minus? That is the question

Now that we've seen something about manipulating binary numbers let's return to looking at the way they are handled inside the machine. Usually, a number is held in a fixed number of bits, often 16 or 24 or 32, depending on the machine design. This number of bits is called the *word size* for the machine.

Let's examine what numbers could be held in a 4-bit word:

4-bit pattern	Decimal value
0000	0
0001	1
0010	2
0011	3
0100	4
0101	5
0110	6
0111	7
1000	8
1001	9
1010	10
1011	11
1100	12
1101	13
1110	14
1111	15

It's obvious why bigger word sizes are chosen in practice — a machine which can only represent the numbers 0 to 15 is unlikely to be adequate. But, there are two other problems. The notation can't represent fractional values (7.14, for instance) and it can't represent negative numbers.

We'll ignore the fractions problem, because most machine code routines only use integers, but the way in which negative numbers are dealt with is more pressing.

The technique is simple. If you've got the binary representation of a positive number and you want to create its negative equivalent you do two things:

1. Change all the 0s to 1s and all the 1s to 0s (this is rather picturesquely called "flipping the bits").
2. Add 1 to the result.

For instance, suppose you want -3:

3=0011 in a 4-bit word  
Flipping the bits gives: 1100  
Now add 1:  $\begin{array}{r} 1100 \\ +1 \\ \hline 1101 \end{array}$

So 1101 represents -3. It's called the *2's complement* of 0011.

We are not going to explain exactly why this works, but you can prove to yourself that it does in any particular case like this:

If you add 3 to -3 (or 5 to -5 or anything to minus itself) you should get zero. So:

$$\begin{array}{r} 0011 \quad (=3) \\ + 1101 \quad (= -3) \\ \hline \end{array}$$

= 10000

111 (Don't forget that 1+1=0 carry 1 in binary)

So we *don't* get 0000 at all. But the junior 4 bits are zero, and if you are working in a 4-bit word the senior bit will just drop off the end. (For a convenient analogy, think about a car trip-meter with 3 digits — if it reads 999 and you drive an extra mile, it reads 000 and a "1" has "dropped off" the left-hand end.)

In other words we should have seen it like this:

$$\begin{array}{r} 0011 \\ + 1100 \\ \hline 0000 \\ 1 \end{array}$$

This always works, provided that the number of bits is fixed throughout. Don't forget to include leading zeroes to make up the number of bits to this standard length, *before* taking the 2's complement.

Let's rewrite the 4-bit table of values, now including negatives:

Decimal	Binary	2's complement	Decimal
0	0000	0000	0
1	0001	1111	-1
2	0010	1110	-2
3	0011	1101	-3
4	0100	1100	-4
5	0101	1011	-5
6	0110	1010	-6
7	0111	1001	-7
8	1000	1000	-8
9	1001	0111	-9
10	1010	0110	-10
11	1011	0101	-11
12	1100	0100	-12
13	1101	0011	-13
14	1110	0010	-14
15	1111	0001	-15

Straight away you can see that there's a problem. Every bit-pattern occurs twice so that, for instance, 1001 could mean 9 or -7. So we'll have to restrict the range of values still further.

We have drawn a dotted line around the region we actually choose to represent. If you look at the senior (leftmost) bit in each of the patterns you'll notice that it's "0" if the number is positive and "1" if the number is negative. This is obviously a very convenient distinction.

So the range of numbers we can get into a 4-bit word is -8 to +7. For 5 bits it would be -16 to +15. For 6 bits it will be -32 to +31 and so on. A 16 bit word (which is important so far as the Z80 is concerned) holds the range -32768 to +32767.

We have now dealt with positive and negative numbers. Next week we will look at how the machine crunches them. To do this, we need to understand the internal structure of the processor — its *architecture*.

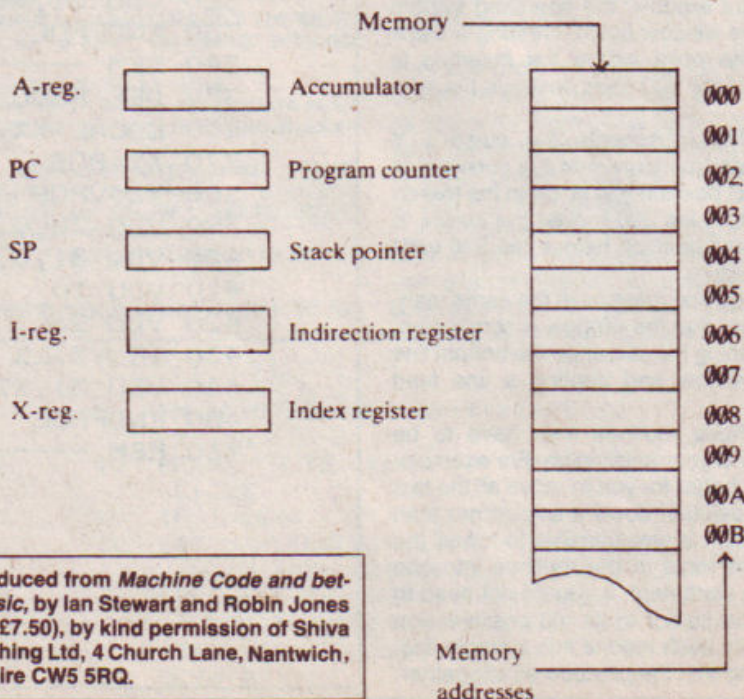
The Z80 processor is the product of some 25 years of computer development and is a fairly sophisticated beast. So it's not really a good place for the beginner to start. What we are going to do, then, is describe a simple processor, just to introduce the important concepts which are relevant to virtually all current devices.

We will suppose that our imaginary machine has a memory of 16-bit words and a number of 16-bit special-purpose registers as shown below:

### Machine Architecture

Let's look at the memory first. In Basic we could have called each of those memory locations anything we fancied, but the naked machine isn't so friendly. It insists on numbering every location in an absolutely fixed way, starting at zero. These numbers are called the *memory address*. We have numbered them in hex, although you should always bear in mind that, ultimately, the coding will be in binary.

To be continued next week.



Reproduced from *Machine Code and better Basic*, by Ian Stewart and Robin Jones (Price £7.50), by kind permission of Shiva Publishing Ltd, 4 Church Lane, Nantwich, Cheshire CW5 5RQ.



# Peek & poke

Peek your problems to our address. Ian Beardsmore will poke back an answer.

## STACKING THE DECKS HIGH

S Wilkinson of Holcroft Road, Kingswinford, East Midlands, writes:

**Q** I ordered a ZX Spectrum about six weeks ago. While I am waiting, I would like to try writing a program, or at least re-write a program, for it. I want to do D K Allen's pontoon program, but I have a problem. Could you please give me the configuration for Hearts, Clubs, Diamonds and Spades. Please put them in binary form.

**A** This in fact is simple to do. All you need is an 8 x 8 grid. A nought is used for the spaces, and a one for the shaded areas. I have given their decimal numbers as well.

(Hearts)		(Clubs)	
00100010	34	00001000	8
01110111	119	00011100	28
01111111	127	00101010	42
01111111	127	01111111	127
00111110	62	00101010	42
00011100	28	00001000	8
00001000	8	00011100	28
00000000	0	00000000	0
(Diamonds)		(Spades)	
00001000	8	00001000	8
00011100	28	00011100	28
00111110	62	00111110	62
01111111	127	01111111	127
00111110	62	00111110	62
00011100	28	00001000	8
00001000	8	00011100	28
00000000	0	00000000	0

Throughout the program I have kept the first column, and the last line, at nought. This is to give space between characters on the screen.

## RAISING HIGH THE ROOFBEAM

M Ellick of 3 Burrington Close, Nailsea, Bristol, Avon, writes:

**Q** On several occasions your magazine has printed letters from readers complaining of long delivery times. What about yourselves?

On July 7 I sent a query to Peek & poke asking if the new Microdrive to be released by Sinclair would be usable with the ZX81. I put in a SAE for reply and as yet have had none. Even a "don't know" would be better than nothing.

**A** As I have said before, I cannot answer every letter personally. There are simply too many of them.

Instead, I try and pick let-

ters that reflect questions asked by a number of different readers. Your letter, which appeared in Peek & poke September 9, was similar to a number of other letters I received on the same subject. Rather than answer each letter individually, I picked one to stand for the rest.

There are two reasons for a delay in publishing letters. One is lack of space. The other is the time needed to research each query.

## A PRINTER'S PRICE

Richard Jones of Avon Crescent, Pelsall, Walsall, writes:

**Q** Could you please tell me how a ZX printer can be used with a Vic20 computer? Also could you give me a rough idea of how much it will cost. I have seen the July 1 issue of *Popular Computing Weekly* and I saw the Amber 2400 printer advertised. Could you tell me which would be more suited to the Vic?

**A** Several people have asked this, and though I have mentioned it before, a repeat will probably be useful for some readers. The company you want is 'Microtanic Software' of 235 Friern Road, Dulwich, London SE22. They do interfaces for several computers, including the Vic, BBC, AIM65 and Atom.

The printerface costs £29.95 plus 50p postage and packing. You will, of course, have to buy a ZX printer. With postage and packing you are talking of a little under £95.

The address of Amber was given in that same issue of PCW, but if you missed it here it is again: Amber Controls, Central Way, Walworth Industrial Estate, Andover, Hants.

As to which of the two is more suited to the Vic, it is more a question of which is more suited to your pocket and your taste. The Amber will be about £20 cheaper. The paper is a standard product, unlike Sinclair's which is only available from one independent source. However, I doubt if the inked ribbon for the Amber will be available from an independent source.

From my post bag there seem to be a few problems

with the Sinclair printer, particularly with very light printing. The size of the printout on the Amber is smaller, but as long as you keep a good inking ribbon in, it will probably be clearer.

## LAWING NOT ALLOWED

Ian Morrison of Pent-y-dwr, Three Crosses, Swansea, writes:

**Q** Please could you answer some queries for me about the law on software copyright. I am thinking of starting a software library for the ZX81. I have a store of 500 programs, about 50 of which were written by myself. Could you please tell me how the law stands on lending cassettes, where:

- A) Software is on the original cassette.
- B) Software is not on the original cassette.
- C) Software is copied from a book.
- D) Software is copied from a magazine.

Could you tell me if it is illegal to sell programs taken from listings in magazines, if you credit the magazine concerned?

I am also hoping to start a service whereby people send in programs to a software pool. If a program is accepted, the author will be given access to other programs in the pool. This may sound a little ambitious, but I feel that there is not enough exchange of information between computer enthusiasts.

**A** These questions do not just concern the ZX81. They concern the whole software business. Now that a recent government green paper has 'passed the buck' back into the lap of the computer industry, it is a situation that we must sort out for ourselves, and the sooner the better.

I must point out at the start that I am not a lawyer. I will attempt to give a guide to the law as it stands at the moment, but I must stress that this is just a guide.

A lot depends on whether a software cassette is regarded as a music or video tape. The Mechanical Copyright Protection Society told me that it is not illegal to use music cassettes in a library, providing you

use the original tapes. But, the Video Copyright Protection Society told me that it is illegal to use a video tape for hire, without the manufacturer's consent.

David Paterson of Silversoft said in an interview in *Popular Computing Weekly*, September 2, that there was not much that could be done about cassette libraries. I have spoken to him since then, and he told me that he was not aware of the law concerning video cassettes. The crucial question is whether software is to be regarded as music or video. Unfortunately, the courts have yet to rule on this point.

The second two points that you raise are more easily covered. Look at the front of any book and you will most likely see the following:

'All rights reserved. No part of this publication may be reproduced, stored in any retrieval system or transmitted in any form or by any means, electronic, mechanical, or photocopying, without prior permission of the copyright owner.'

Strictly speaking, this means that you are not allowed to store computer programs found in a book on a computer. This will not apply to tapes made for your own use, but it does mean that you cannot use these programs in a library without permission: this also applies to magazines.

If you feel that you want to go ahead with your library, you should start by approaching the software manufacturers. They might agree to some sort of royalty deal, but I doubt if they would let you reproduce their programs for free.

Perhaps you might try contacting one of the other libraries that has grown up. One was apparently 'represented' at the recent Microfair, though most people I talked to did not seem to have noticed it.

Whatever happens in the next few months will need to be watched very carefully, as it will effect everyone who sells or buys software, especially games software.

Send your questions to Peek & poke, Popular Computing Weekly, Hobhouse Court, 19 Whitcomb Street, London WC2 7HF.



# Classified



## NEW GENERATION SOFTWARE

from the author of  
**3D MONSTER MAZE**  
and **3D DEFENDER**

for the ZX81 comes a game for the 16K  
**SPECTRUM**

**ESCAPE** — Can you escape from the maze inhabited by five dinosaurs including a TRICERATOPS, who hides behind the hedges and a PTERANODON, who soars over the maze to swoop down on you?

Please send £4.95 to:  
**NEW GENERATION SOFTWARE (Dept PCW)**  
FREEPOST (no stamp required)  
OLDLAND COMMON, BRISTOL BS15 6BR

**ZX81**, 16K and matched recorder with printer, tapes and paper rolls for printer, 9 months old, £100. Tel: 643 2947.

**VIC SCRAMBLE** with 3 phases and 52 redefined characters, m/c gives fast, compulsive game, £5. A Broadbent, 85 Birch Road, Huddersfield HD4 7LP.

**ACORN/ATOM/BBC**, ROM module, perfect, 4 weeks only, not now required, accept £40 + postage. Tel: 061 865 5809.

**ZX81 16K** mind games. Six compulsive puzzles on each cassette for £6. Send to Enigma, 24 Main Road, Little Hale, Sleaford, Lincs.

**ZX81 1K**, 12 superb games, including Breakout and Invaders, original games, original graphics, no quibble money back guarantee, £5 on quality cassette. Living Software, 3 Woodstock Close, Wordsley, Stourbridge, West Midlands DY8 5HZ.

## SPECMAN £3.00 ONLY

For the 16K and 48K Spectrum. The world's best selling arcade game in full colour and sound.

The monsters chase you through the maze with intent to eat you. Features include energy cells, bonus and neutralize monsters. Guaranteed for 12 months and orders sent by return. Send £3.00 cheque/PO to

**Arcade Age 184 Market Street, Hyde, Cheshire.**

**ACORN ATOM**, fully expanded, new colour board, 3A 5V supply, books, software, utility ROMs, leads, V.I.A. chip, offers around £300. Tel: 0294 65446.

**"VIC-QUIZ"**, fantastic, exciting new game for Vic (3.5K), only £3.95!! R. Harris, 63 Stanhope Road, Willsbridge, Bristol.

**16K ZX81 FROGGER**, original arcade style, dual carriageways and rivers, £2.50. A Foster, 96 Worth Road, Pound Hill, Crawley, W. Sussex.

**VIC20 GAMES**, graphics/sound/colour: Dragon, Helicopter, Venus Flytrap, Alien Pilot, Hunter 2, Bets 21, Card-Eyes, Hunter 1 (+ 3K) = £8. C. P. White, 27 Northfield Road, West Ealing, London W13 9SY.

**ZX81 16K TOOLKIT**, 17 m/c routines, including autolist, free memory, renumber, clear part screen, borders, etc, cassette plus instructions £3. K. Francis, 15 Northwick Road, Ketton, Stamford.

**BBC "BILLIARDS"**. A game of skill and cunning. Key in the direction, pace and backspin on your cue ball and watch the result. The computer does the rest. Model B only. £8.50 inc cheques/PO/Transcash no. 61 413 1707. H & H Software, Dept W, 53 Holloway, Run-corn, Cheshire.

**VIC20** with extra 3K, plus cassette deck, games including Pacman, Alien, £250 ono. Ring James 348 4454.

**VIC20** with cassette, hi-res cartridge, £60 software, four months old, £240. Bristol 621385.

**VIC20**, cassette unit, 3K RAM cartridge, magazines, software, perfect condition, five months old, £235 including postage. Phone Preston (0772) 744439 ask for Stephen.

**BBC SOFTWARE**, send SAE for leaflet. S.R.L. Software, 80 Gravesend Road, Strood, Kent.

**EXPANDED TANGERINE COMPUTER** for sale. Excellent condition, hardly used, programs included. Tel: Bordon 372517 6 pm—8 pm.

**DUST COVERS** for all computers, printers, disk drives, monitors, etc: Vic/BBC/Atom £2.95; Sharp MZ 80K/MZ 80/A £5.50; Genie/TRS80 £3.95. Please ring for other prices. Trade enquiries welcome. Access/Barclaycard/cheque. Sherborne Designs, 9 Leighton Home Farm Court, Wellmead Lane, Westbury, Wilts. Tel: 823764 — 24 hour service.

## SPECTRUM M CODE SUBROUTINES

Very fast easy to use in Basic, programs, speed up, moving graphics, etc. Stores up to five screens (displays). (48K) including attributes. Instantly recall exchange, merge screens, recall attributes change colour ink, flash bright on existing display, and more. State 16K or 48K. **Cassette £4.90 inc instructions.**

**J. SCARBOROUGH, W. HOUSE SKELLINGTHORPE, LINCOLN**

**BBC MODEL B**, including manual, leads, etc. £330. Tel: 045 552087.

**48K SPECTRUM PROGRAMMES**. "Text Pro" Word Processor. On-screen text entry, insert, delete, word-wrap, justification, save load, print. Foreign alphabet option. Cassette and instructions, £5.95. "Gobbler", colourful, fast-action arcade game. Advanced graphics, very addictive!!! £3.95. Patrick Vessey, The Hope, Fiskerton Road, Reepham, Lincoln LN3 4EF.

**SPECTRUM RENUMBER**, instantly rennumbers all or part of program. All Gotos, Gosubs, etc, included. The first and probably the best in m/c for only £3.95. David Webb, Southolme, 9 Park Road, Woking, Surrey.

**ZX81, SINCLAIR 16K RAM**, manual, leads etc, for sale at £65. Ring Mark Chidlow on Wakefield (0924) 250286.

**BBC MICRO COMPUTER**, Model B, only £385. Tel. Cumbernauld 33142. 1 Pine Crescent, Abbronn Hill, Cumbernauld, Scotland.

**NASCOM 2, 16K RAM**, Microcomputer mounted in Verofram case. For further details phone Wrentham (050275) 614 evenings.

## COMPUTER SWAP

# 01-930 3266

Do you want to buy or sell a microcomputer? You can do it **FREE** in Computer Swap, a new regular service for *Popular Computing Weekly* readers.

All you have to do is phone Computer Swap on 01-930 3266 and give us details of your computer, the price you want for it, your name, address and telephone number.

Computer Swap entries are limited to a maximum of 30 words. They will be published in the first available issue.

POPULAR  
**Computing**  
WEEKLY

## CLASSIFIED ADVERTISING

Computer Swap — Free/Private reader — 10p a word/Trade Advertisement — 20p a word/Semi-display — £5 a single column centimetre, minimum two-column centimetres.

**Computer Swap** — buy or sell your computer for free through Computer Swap. See box on left for details.

**Private readers** — other advertisements from private readers cost 10p a word.

**Trade advertisements** — cost 20p a word.

**Semi-display** — why not make your advertisement more substantial by choosing the semi-display rate. It is only £5 a single column centimetre.

Send your classified entries to Classified Department, *Popular Computing Weekly*, Hobhouse Court, 19 Whitcomb Street, London WC2. For semi-display enquiries call Alastair Macintosh on 01-930 3840.

## Here's my classified ad.


Please continue on a separate sheet of paper

I make this ..... words, at ..... per word so I owe you £ .....

Name .....

Address .....

Telephone .....



**20% OFF.** Almost new Vic, cassette deck, games, magazines, memory expanders, utilities and books. Quick sale, moving abroad. Tel: 01-882 0083 (after 5 pm and weekends).

**TRS 80 MODEL 1 LEVEL 2 16K, UHF** Modulator, PSU, four heads, manuals, editor, assembler etc, £300. Tel. Maidenhead 27854.

**8K COMPUKIT UK101 6502.** Machine Code. Case plus games. Any offers, ring David at Harlow 37629.

**SHARP PC 1211** with cassette interface CE 121. £55. Tel. 01-863 1876 (Harrow) evenings.

**VIC20.** Cassette Player and 3K hires, £190 ono. Mr Winch. Tel. 0732 456115, ext 20 business hours.

**PHILLIPS G7000,** Video Pac Computer, colour sound keyboard for your progs, brand new, only £65. Tel. (0629) 56771.

**ZX81 16K + SOUND BOARD.** Software includes chess and Galaxian, £95. Tel. 01-527 3902 (London).

**ZX81 16K BATTLESHIPS.** Play computer or partner, cassette £2.50. David Heath, 12 Bagley Close, Kennington, Oxford.

**VIC20 WITH 8K,** Machine Language Monitor and Adventure Cartridges also Vic revealed and software, £210. Pagham 2028.

**ZX81 16K KEYBOARD** in one box, software, accessories, books, £85. Tel. 01-992 8249.

**SEIKOSHA GP80A PRINTER** for sale, as new, £125 ono. Tel. 01-997 3804 evenings.

**TANDY QUICKPRINTER,** very good condition, 2 rolls paper, owner going to college, £100 ono. Tel. Towcester 0327 52191.

**HOW LONG WILL YOU LIVE?** Life expectancy program for ZX81 6.5K, will give your projected age, £3.95. J. Bender, 2 Felton Close, Petts Wood, Kent BR5 1AD.

**ZX81 1K,** £30. Contact Mr M. L. Caldon. Tel. (0493) 720774.

**VIC20** light pen £12. Temperature probe £9.50. Control motors, external devices etc with plug in six channel I/O boards. Mini board £12. Master board with relays £22. All above supplied with demonstration program. SAE for details. Cheques to C. Lowe, 30 Homestead Road, Bromley, Kent.

## Computer Swap

**TRS80,** 16K, level 2, £200 ono plus £300 worth of software plus lower case. Mr Satnam 0922 30283.

**ZX81,** 16K RAM for sale plus software/manuals/tapes. Telephone Kilbanchan 2288.

**ZX81** with 16K RAM plus £100 of software, £60. Tel: Harpenden 69152.

**SHARP PC1121** with printer, manuals, etc, £95. Tel: 0908 679101 (ext 371).

**BBC MODEL B,** unused, £399. Telephone Mr G. A Quick 0428 723635.

**UK101** — 8K Ram and Mono 2, up-rated PSU and tape deck, unboxed, £100 ono. Tel: (04252) 3301.

**ZX81 16K** plus software, magazines and books, £60. Phone after 7 pm, 01-455 9372.

**UK101** — 17K Ram and power supply, metal case with software, £200 ono. Phone Harlow 26383, Mr. Gill.

**19K VIC20** for sale, £200. Tel: Ipswich 715984.



## ZX - PANDA

**16K-byte EXPANDABLE RAM FOR ZX81**

**FEATURES INCLUDE:**  
CONTOURED TO ZX81 FOR STABILITY  
'POWER ON' LED. NEAT, COMPACT  
CUSTOM CASE. EXPANDABLE  
INTERNALLY TO 32K BY USING EXPAN-  
SION MODULE, SIMPLY PLUGS IN. NO  
EXTRA POWER REQUIRED. FULLY  
ASSEMBLED, TESTED AND GUARAN-  
TEED. FULLY INCLUSIVE PRICES:

**ZX PANDA 16K RAM £25.00**  
**ZX PANDA 16K EXPANSION £19.95**  
**(the two together) 32K £39.95**

*Allow 28 days delivery*

*Send now to:*

**STONECHIP ELECTRONICS**  
**UNIT 4, HOSKINS PLACE, WATCHETTS ROAD**  
**CAMBERLEY, SURREY. TEL: (0276) 681131**

**MAKE CHEQUES OR POs PAYABLE TO:**  
**STONECHIP LTD**

## ENTER THE DRAGON

### HARDWARE SPECIFICATION

•6809E Microprocessor, a great advance on the original 6502 — still used by PET, Apple, Atom, Atari 400, BBC Micro, VIC20.

•32K RAM memory as standard — At least twice as powerful as other computers at the same price, expandable to 64K.  
— 26K user available after 4 pages of high resolution graphics.

•DRAGON 32, unlike most units, gives EXTENDED MICROSOFT COLOUR BASIC as standard.  
— Microsoft basic has become the industry standard (e.g. IBM, Apple, Commodore, Tandy, Atari).

### THIS HAS:

— Advanced graphics features — set, line, draw, circle, paint, print using.  
— Advanced sound feature.  
— Automatic control of cassette recorder.  
— Full editing features — insert, delete, change.

### •DISPLAY:

— 9 Colours.  
— 5 Different resolutions from 512 points of text (16x32) to 49152 points (256x192) at high resolution.  
— Home UHF TV set and/or colour monitor.

### •KEYBOARD:

— Professional quality keyboard to the standard on data entry terminals.  
— Typewriter layout and feel.  
— Guaranteed for 20 million key depressions.

### •SIMPLE PLUG-IN CONNECTION FOR:

— Joystick controllers.  
— Audio cassette recorder (inc. Stop/Start).  
— Printer (Centronics parallel).  
— Games cartridges.

•160 page "BASIC" training manual — FREE.

To: JADE COMPUTERS, MAIL ORDER DIVISION, COOMBEND, RADSTOCK, BATH BA3 3AN. TELEPHONE (0761) 32570 FOR MORE DETAILS.

Please send me:

Enter quantity in box

Dragon 32K Colour Computer ☐... £195

### CARTRIDGES

Ghost Attack ☐... £24.95

Berserk ☐... £19.95

Cosmic Invaders ☐... £19.95

Meteoroids ☐... £19.95

Joysticks ☐... £19.95

Cassette Recorder ☐... £39.95

I enclose cheque/PO number ☐ for £..... made payable to

JADE COMPUTERS LIMITED (plus £4.50 P&P for Great Britain + Northern Ireland).

Name.....

Address.....



### SOFTWARE AVAILABLE NOW!

#### CARTRIDGES

Ghost Attack — A Pacman type game for one or two players, fifteen skill levels.

Berserk — A challenging shooting game for one or two players.

Cosmic Invaders — The infamous game on your own set — 15 levels, 1/2 players.

Meteoroids — Pick your way through the treacherous asteroid belt.

#### CASSETTES

Compendium of Games — A broad range of games to illustrate the abilities of Dragon 32.

Compendium of Applications — A selection of routines to get the most from your Dragon.

Quest — An adventure game — defeat the dreaded morlock.

Madness and the Minotaur — An adult strategy game in real time.

Computavoice — Allow you to instruct Dragon 32 how to speak using phonetic sounds.

Graphic Animator — Create simple animated colour cartoons on the screen.



## VIC-20 OWNERS

*Fully Assembled, Cased and Guaranteed*

### MASSIVE

### 16K RAM

### MEMORY EXPANSION

PLUGS DIRECTLY INTO YOUR VIC-20 OR MOTHERBOARD

**FULLY INCLUSIVE PRICE**

**£39.95** *Allow 28 days delivery*

## Tandem EXPANDABLE EXPANSION UNIT

PLUGS DIRECTLY INTO YOUR VIC-20  
GIVES 3+1 EXPANSION SLOTS  
AND ADDITIONAL ROM SOCKET  
CAN BE FURTHER EXPANDED

**FULLY INCLUSIVE PRICE**

**£34.95** *Allow 28 days delivery*

*Send now to:*

**STONECHIP ELECTRONICS**  
**UNIT 4, HOSKINS PLACE**  
**WATCHETTS ROAD, CAMBERLEY**  
**SURREY. TEL: (0276) 681131**

**MAKE CHEQUES OR POs PAYABLE TO:**  
**STONECHIP LTD**



# ANCIENT ALGORITHMS

PUZZLE NO24

by Tony Roberts



1. TAKE an alligator jawbone ... and a stone for the first tooth .....

2. IF there are no more teeth in the jawbone ... STOP.

3. FIND an extra stone for each stone you hold

4. IF the next tooth is missing ... Go to 2. otherwise pick up a new stone, add it to the others and return to 2.

Q. WHAT ARE YOU CALCULATING?

## Solution to Puzzle No 20

In the first of the Ancient Algorithms the cavewoman has been calculating the highest common factor (or as one entrant had it — highest cairn factor) of the number of stones in the original heaps via an iterative loop. In Basic the process would be represented by:

```
10 INPUT A, B
20 IF A > B THEN A = A - B ELSE B = B + A
30 IF A * B > 0 THEN 20
```

40 PRINT A + B

This algorithm is known as a Euclidean algorithm for greatest common divisor by repeated subtraction. No prizes to the entrant who solved the puzzle using a packet of Opal Fruits!

## Winner of Puzzle No 20

The winners are: Heather and Michael Devine, 12 Greenhaven Rise, Llandough, Penarth, S. Glamorgan, who receive £10.

## Rules

The winner of the puzzle will be the reader who, in the opinion of *Popular Computing Weekly*, has submitted the best solution. Preference will be given to solutions which show how the entrant arrived at the correct answer. Envelopes containing entries should be clearly marked 'PUZZLE'. The closing date for the competition is Tuesday October 5. The judges' decision is final.

VIN AUTOMATIQUE

# A.R.T.H.U.R.

Lawrence Lerner & James Macdonald  
PUBLISHED BY THE WINDHAM PRESS, 16, SHIP ST.,  
BRIGHTON. TEL: 01273 723031. 9.2-15.


BEAUTOLAIS? FORTY-NINE? SOUTH SIDE? FIRST HARVEST?  
CERTAINLY SIR. OR MEDOC, SIXTY-THREE?  
I SET THE DIALS; I KNOW THE RECIPE;  
I BLEND AND FILTER, RACK AND CLARIFY,  
AND CHOOSE THE LABEL.

- THE LABEL IS A LIE.

THE LABEL'S YOUR EXPERIENCE. DRINK, AND TRY.  
IT WILL NOT TASTE OF METAL; ITS BOUQUET  
MEASURED, MATURED, CONTROLLED, SAYS 'BEAUTOLAIS'.  
WHAT TASTES LIKE TRUTH CAN HARDLY BE A LIE.

AND NOW IT DOESN'T MATTER IF IT POURS  
ALL SPRING AND SUMMER. NO MORE ALMANACKS,  
PRAYING FOR SUN, WATCHING THE CLOUDS FOR CRACKS.  
OUR SERVANTS WILL DO THAT FOR US.

HERE'S YOURS!





## Spectrum MONITOR

### MACHINE CODE DEBUG/DISASSEMBLER

- Enter, Run, Debug machine code programs
- Compatible with Basic
- Breakpoints & Register Display
- Disassembly to Screen and/or ZX Printer
- Number converter — Hex/Dec/Hex
- 16K and 48K versions on one cassette + 30-page Manual

**£7.50**

EDITOR/ASSEMBLER available soon — please send SAE for details

## ZX81

### SCREEN KIT 1 MORE POWER TO YOUR SCREEN

in all your BASIC Programs

4K to 64K

**£5.70**

880 bytes machine code for INSTANT RESPONSE. Becomes part of Basic Program

**BORDERS** any size, anywhere on screen. **SCROLL** in all 4 directions. **CLEAR** and **REVERSE PART OF SCREEN**. **FLASHING CURSOR** anywhere on screen — simulates INPUT. **DATA FILES SAVE & LOAD** Basic variables: Double Speed.

### ZX-MC MACHINE CODE DEBUG/MONITOR

COMPLETE FREEDOM FROM BASIC for machine code programmers

4K to 64K

**£7.50**

**ENTER, RUN, DEBUG** machine code. **SAVE, LOAD, VERIFY** at double speed. **BREAKPOINTS** and **REGISTERS DISPLAY**. Self-contained — cannot be used with Basic. Cassette plus 36-page Manual.

### RELOAD MACHINE CODE ENTRY/DEBUG

16K to 64K

**£6.95**

Version of ZX-MC without the Save/Load/Verify facility. **ENTER, RUN, DEBUG** machine code. Instantly **CREATE A REM LINE** of any length. Compatible with Basic. Switch between Program & **RELOAD** Screen displays. Breakpoints and Registers displays.

6 CORKSCREW HILL  
WEST WICKHAM, KENT

Mail order only  
14 days delivery

SAE for more details  
Cheques/POs to PICTURESQUE



# GEMINI SOFTWARE

## ZX81 (16K) SPECTRUM (48K) STARTREK

Features an 8 x 8 Galaxy, Klingons and Starbases, short and long range scans, Torpedoes and Phasers, Computer etc.

**PLUS** Normal or Hyperdrive: choose your speed but watch the energy level.

**Galaxy Map:** keep track on where you have been. Also, shows whether any Klingons remain there, and where the starbases are.

**Visual display of Enterprise's position and movement.**

**Visual display of photon torpedo.**

**Messages from crew members.**

**5 levels of play. And much more.**

Cassette plus full instructions.

ZX81 £4.95

Spectrum £5.95 (colour and sound too)

SAE for other programs.

## GEMINI SOFTWARE

36 BADMINTON ROAD, LEICESTER LE4 7RQ

TEL: (0533) 64915

## PSS

PERSONAL SOFTWARE SERVICES  
112 OLIVER STREET, COVENTRY CV6 5FE

## ZX-81 OWNERS — YOU CAN NOW LOAD/SAVE 16K IN 29 SECS

WITH THE INCREDIBLE QSAVE PACKAGE FROM PSS

\*Verify successful saving of programs \*Compatible with your existing recorder \*No hardware modifications needed \*No extra power supply necessary \*No more wasted time waiting for programs to load or save

QSAVE comes in two parts:

**A HARDWARE** — simply plug the QSAVE amplifier/filter between your existing tape reader and the ZX81 (all leads supplied).

**B SOFTWARE** — Load the QSAVE cassette before you load a tape or key in a program. You can then save & reload a full 16K (including RAMTOP) in only 29 seconds. i.e. a data transfer rate of 4000 + BAUD compared with only 250 on the standard ZX81. QSAVE also gives your ZX81 a verify function just like the Spectrum which allows you to check that your programs have saved properly.

REVOLUTIONISE YOUR PROGRAMMING NOW FOR THE  
ALL INCLUSIVE PRICE OF £15.95

Make cheques, POs payable to PSS. Full money back guarantee. Normal delivery within 7-14 days.

### \* AVAILABLE NOW — 64K QSAVE \*

RESIDENT IN THE 8K AREA ALLOWING SAVING AND LOADING OF THE FULL 48K BASIC AREA UNDER 1-2 MINUTES. THIS INVALUABLE TIME SAVER COSTS ONLY £17.95 AND IS OF COURSE SUBJECT TO OUR MONEY BACK GUARANTEE.

## NEWSOFT PRODUCTS

12 Whitebroom Road, Hemel Hempstead, Herts HP1 3PU

### ZX81 AND SPECTRUM SOFTWARE

NEW! 3-D SPECTRAL MAZE SPECTRUM ONLY £4.95

Specially commissioned three-dimensional maze. Fast action. Superb plot and draw routines. You must see this one in action! Explore the maze, find the keys to freedom! Beware of pitfalls!

SECRET VALLEY ZX81 AND SPECTRUM £4.95

Fast moving all-action adventure with superb graphics. Search the secret valley for spellstones, the sword of power and the crown of life. Promotion from monster fodder to master of destiny is achieved only by defeating the many monsters that inhabit the secret valley. Beware, the coward does not live long. Spectrum version has full colour and sound.

TIME BANDITS ZX81 AND SPECTRUM £4.95

Two programs for the price of one! Side A of this cassette contains five new games accessed from a menu. Use this side to practice or you won't have a chance in the adventure! On side B the games are combined to form a unique adventure in time and space. Kidnapped by the time bandits you must help them to steal the treasures of the universe until you can defeat the prince of ultimate evil and find your way home.

THE GREAT WESTERN ZX81 AND SPECTRUM £4.95

Can you survive the challenge of guiding a waggon train across North America on the Oregon Trail? Contains three new fast-moving games: Shoot The Moose, Dig For Gold, and Indians! ZX81 program uses picturesque's screen kit 1 for dramatic screen effects. Spectrum version has full colour, sound and user-defined graphics.

RAMPAGE ZX81 AND SPECTRUM £4.95

A logical chase around your memory map! Bug, poke or crash rival home computers, peek locations and poke yourself to them. ZX81 version uses picturesque's screen kit 1. Spectrum program has full colour and sound effects.

ROULETTE ZX81 AND SPECTRUM £4.95

The first successful implementation for a microcomputer. Allows all legal bets. Multiple, mixed bets on each spin of the wheel. ZX81 program. Allows one or two players to play against the banker. Spectrum version enhanced with colour and sound effects. Excellent graphics show table layout and growing (?) piles of chips.

Coming soon for the Spectrum — 48K adventure The Tower of London.

All current programs require 16K minimum Ram. Please state Spectrum or ZX81 versions required. Cassettes £4.95 each or £8 any two. Prices include p & p.



# CHROMASONIC electronics

48 JUNCTION ROAD, ARCHWAY, LONDON N19 5RD TEL 01-263 9493 263 9495 TELEX 22568

THE HOME COMPUTER SPECIALISTS

## VIC20



### VIC20 COMPUTER

NEW LOW PRICE

**£147.75**

FREE games cartridge supplied  
with every VIC20 purchased

### VIC CASSETTE DECK

**£34.00**

Free cassette with  
6 programs supplied

### VIC PRINTER

**£185.00**

80 Characters per line, 30  
Characters per sec., Trac-  
tor Feed Dot matrix printer.

### VIC SINGLE FLOPPY DISK

OUR PRICE **£335.00**

174K Byte Storage Direct  
Interface to VIC Direct  
Compatibility with printer

### ACCESSORIES FOR YOUR VIC20

Super Expander High Resolution Cartridge **£27.50**

Programmers Aid Cartridge **£27.50**

Machine code Monitor Cartridge **£25.00**

8K RAM Cartridge **£34.00**

16K RAM Cartridge **£59.00**

### TONS OF SOFTWARE

For a copy of our VIC list containing everything you need for the VIC  
computer, just send us your name and address.

## DRAGON 32



IT'S  
BRITISH

- ★ 9 Colours ★ 32K RAM memory as  
standard, expandable to 64K
- ★ Extended Microsoft colour  
basic as standard ★ Type-  
writer Keyboard ★ 6809E  
CPU ★ Advanced sound  
feature ★ 32 Columns  
x 16 Lines

FREE 'Basic' training  
manual supplied

OUR PRICE


**£173**

SPECIAL OFFER  
GENIE I OR II  
**£249.00**  
+ VAT

## COLOUR GENIE

### EG 2000

PAL VERSION



- ★ 8 Colours ★ 16K RAM standard, expand-  
able to 32K ★ Extended Microsoft  
colour basic standard ★ Typewriter  
Keyboard ★ CPU: Z80A/2.2MHZ
- ★ 3 Sound Channels
- ★ 40 Columns x 24 Lines
- ★ Serial and Parallel  
I/O Ports

OUR PRICE

**£173**

CUT HERE  
I am interested in a home computer, please  
send me further details  
☐ VIC20 ☐ Dragon ☐ Colour  
Name .....  
Address .....  
W



TERMS OF BUSINESS: Please add 15% VAT to all prices. Delivery charged at Cost  
Prices valid for cover date of this magazine Access and Barclaycard orders welcome

