

POPULAR **Computing** WEEKLY

19 August 1982 Vol 1 No 18

35_p

Alien Attack on ZX81



Space Intruders

Sargon Chess

BBC music

**Spectrum
case swap**

Inside Tron



ZX Spectrum

20 Programs £6.95

The ZX Spectrum has brought advanced computing power into your home. The Cambridge Colour Collection, a book of 20 programs, is all you need to make it come alive.

No experience required. Simply enter the programs from the book or load them from tape (£2.95 extra) and run.

Amazing effects. All programs are fully animated using hi-res graphics, colour and sound wherever possible.

Entirely original. None of these programs has ever been published before.

Proven Quality. The author already has 30,000 satisfied purchasers of his book of ZX81 programs.

Hours of entertainment

- **Lunar Landing.** Control the angle of descent and jet thrust to steer the lunar module to a safe landing on the moon's surface.
- **Maze.** Find your way out from the centre of a random maze.
- **Android Nim.** Play the Spectrum at the ancient game of Nim using creatures from outer-space.
- **Biorhythms.** Plot the cycles of your Emotional, Intellectual and Physical activity. Some would say this is not a game at all.

Improve your mind

- **Morse.** A complete morse-code training kit. This program will take a complete beginner to R.A.E. proficiency.
- **Maths.** Adjustable to various levels, this program is an invaluable aid to anyone trying to improve their arithmetic.

Run your life more efficiently

- **Home Accounts.** Keeping track of your finances with this easy-to-use program will enable you to see at a glance where the money goes and plan your spending more effectively.
- **Telephone Address Pad.** Instant access to many pages of information.
- **Calendar.** Displays a 3 month calendar past or future, ideal for planning or tracing past events.

ORDER FORM:


Send Cheque or P.O. with order to:
Dept. F., Richard Francis Altwasser, 22 Foxhollow, Bar Hill,
Cambridge CB3 8EP

Please send me

- ☐ Copies Cambridge Colour Collection Book only £6.95 each.
☐ Copies Cambridge Colour Collection Book & Cassette £9.90 each

Name: _____

Address: _____



MAKE THE MOST OF YOUR MICROCOMPUTER WITH OUR POPULAR RANGE OF PROVEN BOOKS:—

- ☐ **GETTING ACQUAINTED WITH YOUR ZX81**, by Tim Hartnell. Eighty plus programs in this 128-page book, including draughts. **£5.95**
- ☐ **20 SIMPLE ELECTRONIC PROJECTS FOR THE ZX81 and other computers** by Stephen Adams **£6.45**
- ☐ **MASTERING MACHINE CODE ON YOUR ZX81 OR ZX80**, by Toni Baker. 180 pages, teaches machine code from first principles. **£7.50**
- ☐ **49 EXPLOSIVE GAMES FOR THE ZX81**, edited by Tim Hartnell. **£5.95**
- ☐ **34 AMAZING GAMES FOR THE 1K ZX81** by Alastair Gourlay. **£4.95**
- ☐ **THE GATEWAY GUIDE TO THE ZX81 AND ZX80**, by Mark Charlton. Over 60 programs and routines. ZX BASIC explained in detail. **£6.45**
- ☐ **LEARN PASCAL ON ZX81 ZX SPECTRUM OR BBC MICRO-COMPUTER WITH 'PASCAL FOR HUMAN BEINGS'**, by Jeremy Ruston, which contains a 12K compiler so you can run a limited version of Pascal on your ZX81, ZX Spectrum or BBC Microcomputer. Book, plus compiler listing. **£4.95**
- ☐ **LET YOUR BBC MICRO TEACH YOU TO PROGRAM**, by Tim Hartnell, over 40 programs, BBC BASIC from first principles **£6.45**
- ☐ **THE BBC MICRO REVEALED**, by Jeremy Ruston. The full story on the BBC Microcomputer for the serious user. **£9.95**
- ☐ **GETTING ACQUAINTED WITH YOUR VIC 20**, by Tim Hartnell, with over 60 programs to get your VIC up and running from day one. **£6.95**
- ☐ **SYMPHONY FOR A MELANCHOLY COMPUTER** by Tim Hartnell. 24 great Vic games. **£6.95**
- ☐ **39 TESTED PROGRAMS FOR THE ACORN ATOM** Best of Interface edited by Tim Hartnell **£6.45**
- ☐ **GETTING ACQUAINTED WITH YOUR ACORN ATOM**, by Trevor Sharples and Tim Hartnell. 184 pages. 80 programs, including draughts. **£7.95**
- ☐ **INTERFACE**, the monthly magazine published by the **NATIONAL ZX USERS' CLUB** is just £9.50 (U.K.), £12.50 (Europe) for 12 issues. **Sample copy**, with many programs for your ZX computer, book, software and hardware reviews, education, contact addresses, just **£1**.

*All ZX81 books now contain Spectrum supplement, not available separately.
All our ZX81 programs will run on your ZX Spectrum.

Please send me the items marked. I enclose £

Name:

Address:

Please make cheques payable to **INTERFACE** and send the above form, or a copy, to: **INTERFACE, Dept. PC, 44-46 Earls Court Road, London W8 6EJ**

Please allow up to 28 days for delivery.

POPULAR Computing WEEKLY

The Team

Editor

Brendon Gore

Reporter

David Kelly [01-930 3271]

Sub-editor

Peter Harvey

Editorial Secretary

Fiona McCormick

Advertisement Manager

David Lake [01-839 2846]

Advertisement Executive

Alastair Macintosh [01-930 3840]

Managing Editor

Duncan Scot

Publishing Directors

Jenny Ireland

Nick Hampshire

Popular Computing Weekly,
Hobhouse Court, 19 Whitcomb Street,
London WC2
Telephone: **01-839 6835**

Published by Sunshine Publications Ltd.

Typesetting, origination and printing by
Chesham Press, Chesham, Bucks

Distributed by S M Distribution
London SW9. 01-274 8611. Telex: 261643

© Sunshine Publications Ltd 1982

Subscriptions

You can have *Popular Computing Weekly* sent
to your home: the subscription rate is **£19.95** per
year, for addresses in the UK, **£37.40** overseas.

How to submit articles

Articles which are submitted for publication
should not be more than 1000 words long.

All submissions should be typed and a double
space should be left between each line.

Programs should, whenever possible, be
computer printed.

At present we cannot guarantee to return
every submitted article, so please keep a copy.

Accuracy

Popular Computing Weekly cannot accept any
responsibility for any errors in programs we
publish, although we will always try our best to
make sure programs work.

This Week



Cover illustration by Teoman Irmak

News	5
Sinclair soothes waiting customers.	
Letters	7
A cursor off course.	
Alien Attack	8
A 1K m/c game for the ZX81.	
Programming	10
More ZXucation.	
Street Life	11
David Kelly profiles Steve Vickers.	
Reviews	12
Space Intruders, Tasword.	
Preview	13
We look behind the scenes of a new film.	
Open Forum	15
Six pages of your programs.	
Spectrum	22
Case swap by Roger Valentine.	
Sound & vision	23
BBC music.	
Peek & poke	24
Your questions answered.	
Competition	25
Puzzle.	

Editorial

Microcomputers are becoming more sophisticated every year. Colour and sound facilities no longer excite the user as once they did. They are rapidly being taken for granted.

Users are now looking forward to micros with flat screen displays and the ability to up and download telesoftware. Video disc interfaces and CP/M operating systems will soon be expected as standard.

The next generation of micros are likely to be different in kind to their predecessors. No longer will main-frame operators be able to refer sneeringly to micros as "toys".

The Japanese are currently working on a fifth generation supercomputer that they hope will think and speak like a man. How long before a fifth generation micro appears on the scene?

E F Schumaker first propounded the theory that "small is beautiful". As far as micro enthusiasts are concerned, small is not merely beautiful, it is also better.

Next Week



Indulge your flights
of fancy in next week's
exciting new game... Pegasus

Classified

3 Spectrum Games

Defender, Squash and Theseus

on cassette
including free listing

only £4.50

25 PARKWAY, CROWTHORNE,
BERKS RG11 6EP

DRAWING BOARD 16K ZX81

Save, recall, scroll (4 ways), merge pictures using machine routines. Draw using pixels (black/white) or any character, cursor control. Pictures can be used in your program and DB deleted. Only £4.20.

DATABASE 16K ZX81 or Spectrum
Business or home. Telephone numbers, addresses, stock control, etc. With demo program — steam loco numbers. Only £4.95.

CADSOFT, 24 ST JAMES STREET
CHELTENHAM, GLOS GL52 2SH

ZX81 KEYBOARD BLEEPER IMPROVES KEYBOARD CHEAPLY FITS INSIDE

Simple plug-in, no soldering connections. All normal and shifted keys now beep £8.95 includes instructions.
T-Shirts black with Red "Sinclair ZX81. Also available "ZX Spectrum".

Sizes 24 to 44 in £3.25.
Sweat shirts as above £6.99.
Load Programs from cassette first time, every time, using ZX81 (ZX80) loading aid. £9.95 (incl. instructions, p&p and VAT). Send SAE for details.

DON'T FORGET LONDON ZX MICROFAIR, AUGUST 21.

FULCRUM PRODUCTS, DEPT W,
HILLSIDE, STEEP LANE, FINDON
W. SUSSEX BN14 0UF

DUST COVERS for all computers, printers, disk drives, monitors, etc: Vic/BBC/Atom £2.95; Sharp MZ 80K/MZ 80A £5.50; Genie/TRS80 £3.95; Printers £3.95. Please ring for other prices. Trade enquiries welcome. Access/Barclaycard/cheque. Everyman Computers, 14 Edward Street, Westbury, Wilts, 0373 864644/823764 anytime.

TRS-80, Model 1 Level 2 16K Numeric Keypad + CTR 80A Recorder. Light pen + tapes, books, 50 magazines. Good condition. Only £240. Phone Empingham (Leics.) 630.

VIDEO GENIE + ROXBURGH (Star) Printer with Centronics Interface, 16K Ram, upgraded 135K Rom, Word Processor, Books, Tapes, etc, £325. Phone 01-653 0186.

Back Numbers

Make sure of a real collector's item — the full set of *Popular Computing Weekly*.

We'll mail any of the numbers you've missed — from issue 1 to the latest — for just 50p an issue, including P&P.

(We have no more copies of Issue 2)

Send cheques/postal orders to: Back Numbers, Popular Computing Weekly, Hobhouse Court, 19 Whitcomb Street, London WC2 7HF.

POWER SPECTRUM ZAP! BEEP BOOSTER

TELESOUND 82 puts the Spectrum BEEP direct through an unmodified TV set so that the full range of sound effects including the keyboard click can be heard and controlled from a whisper to a roar. The unit comes complete ready to fit between the TV and EAR sockets so that no case cutting is necessary. Fitting is made easy with no soldering as the leads have clips fitted. With a Telesound 82 you can even play your favourite music cassette through the TV! Put bounce in your BEEP. Get a Telesound 82 for only £9.95 inclusive with free sound effects program. Send cheque/PO or SAE for further details to:

COMPUSOUND

32 Langley Close, Redditch
Worcs. B96 0ET. Tel: 0527 21439
(evenings)

Hear Telesound 82 at the ZX Microfair,
August 21, London and Microscene,
September 11, Birmingham

ZX81 VIDEO INVERTER PCB

Displays sharp white characters on solid black background screen. Kit £4, built £5, will fit inverter £7.50 (includes VAT + P&P, instructions). Send cheque/PO to D. Fritsch, 6 Stanton Road, Thelwall, Warrington, Cheshire, WA4 2HS.

ZX SPECTRUM

Master your Spectrum quickly and easily with Tim Hartnell's latest book "PROGRAMMING YOUR ZX SPECTRUM". This detailed book contains over 100 programs and routines, and takes you right through programming the Spectrum from first principles right up to quite complex programming skills. PROGRAMMING YOUR ZX SPECTRUM is just £6.95 from Interface, Dept. PC, 44-46 Earls Court Road, London W8 6EJ.

16K ZX SPECTRUM TO ZX80/81 ADAPTOR. Use your existing 16K RAM pack (even Sinclairs) to give 32K. Don't throw away your peripherals, make use of existing ZX81 add-ons. Only £7 (built) from Stephen Adams, 1 Leswin Road, London N16 7NL.

SOUTHAMPTON — any local Spectrum users who want to exchange progs or get together, please call Tom 552830.

BBC MODEL 'A' with complete leads and games pack, £290. Tel: Kamran on 8644581.

TRS80 LEVEL 1 4K. VDU, cassette, manuals, software, instruction course, memory information, T Bug, math I, two games, chess, £140 ono. 01-505 4564.

SPECTRUM 48K. Printer, cassette deck, box of extra printout paper. Hardly used. Unwanted gift. Best offer over £200. Phone Watford 46955.

BOOK PUBLISHERS would like to hear from readers with a view to publishing their programs for the Spectrum and BBC microcomputers. Other ideas for books also considered. Castle House Publications Ltd., 27 London Road, Tunbridge Wells, Kent TN11 1BX.

A NEW RETAILER for Sinclair accessories in the North of England. We are situated near the M1 and M62 motorways. As well as a complete range of hard and software, our service department can repair, modify or fit a wide range of accessories. Hours of business 10am — 8pm, Monday to Saturday inclusive.
TELEPHONE PHILIP COPLEY ON 0924 272545 FOR FURTHER DETAILS.

CUT-PRICE COMPANIONS

"Far and away the best"
Your Computer magazine

THE ZX81 COMPANION by Bob Maunder is now available at **ONLY £4.95** with a **FREE SUPPLEMENT** on the ZX Spectrum! This offer ends on 30 September, so hurry!

LINSAC is also producing a **SPECTRUM COMPANION** series, and the first title, 'The Spectrum Games companion' is available from October at £5.95.

The above prices include UK postage. Send cheques to:

LINSAC (PC)

68 Barker Road, Middlesbrough TS5 5ES

ACORN ATOM, 12K F.P., stabilised PSU, Joystick, over 50 programs, £180. Tel: (0632) 666120.

ORIGINAL ZX SPECTRUM Software available now! Starship: patrol space destroying alien craft; Dodgem: 6 variations; Blitzkrieg: bomb the skyscrapers as your plane descends; Laser Blast: zap the laser bases; Fruit Machine: hold, nudge, gamble; Minigalaxies: defend your base from intelligent? suicidal aliens; Surround: two versions — all with colour, sound and hi-res. Two for £5; five for £10. R. Rowlingson, 16 Mapleton Road, Enfield, Middx EN1 3PE.

VIC20 PROGRAMMES. Colour/sound/graphics. 3.5K 4 — £4; +3K 9 — £9; +8K 8 — £8. Utilities: business file (+16K) £10; Stock (+8K) £7. Phone 01-840 3610.

SPACE FREIGHTER. Game of ultimate skill. Uses your whole television/display screen. For joystick and keyboard operation. £5 per cassette. D. W. Wilkinson, "Rondaval", Ashby, Workington.

BBC PSYCHIC ASTEROIDS (32K). Superb colour and sounds, £4.50. J. Riggs, 68 Gomer Lane, Gosport PO12 2QN.

TWO ACTION GAMES for BBC 16K. Race track and granu prix. Excellent sound and graphics. Cassette £4 from M. C. Whiteside, 15 Rich Close, Warwick CV34 4QH.

BUDSOFT GAMES: deadly addictive "Ambush" for 5K Atom and sneaky beaky "Snipers" for expanded Vic. £4 each. John Hudson, 6 Penns Wood, Farnborough, Hants.

ZX81 16K, manual, leads and software on cassette, £90. 040-376 346.

P-E-P, the Progress Enhancement Package for the ZX81 (16K). Seven fantastic new features for your basic programs. Only £5.95 from R. & R. Software, 34 Bourton Road, Gloucester.

ZX81 (converted ZX80) and 16K RAM complete with packing, power, leads and manuals including original ROM and power, ZX80/81 Pocket Books, and Sinclair cassette. £50 complete. Weekdays tel. 01-749 6635, Mr. Woodhouse.

16K ZX SPECTRUM 48K SPEC-MAN

Puckman, Pacman, Gobbler, Snapper and NOW FOR THE SPECTACULAR ZX SPECTRUM SPEC-MAN
True arcade display. Fast delivery. Mail order only, £5.50 payable to:
JEGA SOFTWARE, 27 HALLCROFT AVE., COUNTESTHORPE, LEICESTERSHIRE LE8 3SL (SAE for ZX catalogue)

ZX SPECTRUM SOFTWARE

SUPERDRAW £5. incl. VAT, P&P. Graphics design aid for 16K Spectrum. With slide-show option.

SUPERVIEW £5. incl. VAT, P&P. Personal viewdata system. Up to 48 pages on 48K Spectrum.

Both programs have full operating manual, detailed demonstration and audio commentary on cassette.

Video Software Ltd. Stone Lane, Kinver, Stourbridge, W. Mids. DY7 6EQ.

VIC20 plus cassette deck, £180 ono. Wolverhampton 780003 evenings/weekends.

VIC20 (UNEXPANDED) SOFTWARE. Cass 1 for beginners (8 games), £3.50; Cass 2 advanced games (5), £3.95 or £5.95 both. D. Spencer, 230 Low-Grange Avenue, Billingham, Cleveland.

ZX81, 16K RAM plus keyboard, QS graphics generator, motherboard and software, £130 ono. Tel: York (0904) 768491.

SPECTRUM GAMESTAPE 1: includes Invaders, Othello, Combat, 3D O & Xs, Adventure. Each with programming hints and tips. All for only £4.95. Kevin Porter, Redlands, 2 Grove Road, Bristol.

ROCKET MATHS. A super educational game for kids. Fits standard Vic20, £2.95. From P.E.W., 26 North Cape Walk, Corby, Northants.

VIC20 PROGRAMMES, Vicmen, Archery, Swag, Lander for £5 to 67 Worcester Street, Oldham, Lancs OL9 7SE.

ZX PRINTER WANTED, around £45 to S. Shadi, 67 Worcester Street, Oldham Lancs OL9 7SE.

MICRO(TA)N OWNERS', three high quality adventures for £10. Speedy return. A. J. Shepherd, 2 Saville Hall Lane, Dodworth, Barnsley, Yorks.

OMEGA*SOFT — The last word in Educational and Games software for the SPECTRUM and ZX81. Maths 1 or English 1 (9-14) only £3.95 for 5-prog cassette. S.A.E. for catalogue. 299 Laburnum Grove, Portsmouth.

VIDEO GENIE 16K RAM, new style keyboard, internal cassette, sound unit, manuals and programs, excellent condition, £180 ono. 01-950 1124.

VIC20 (M/C) games exchange list: Uwe Grabosch, Rubesstr 70, Hannover, Germany.

ZX SPECTRUM 16K, fast moving Arcade action with Asteroids, Batnum, Bomb Run, Missile Command and Defender at £5.50 the lot R. Bhat-tacharya, 3 Wensley Close, Harpenden, Herts.

Spectrum delay prompts gift offer

THOSE waiting for a ZX Spectrum can expect to have to wait at least 12 weeks before delivery of their orders.

This is the situation described in an open letter released by Clive Sinclair.

He explains that the problems have been due to initial production delays and orders far exceeding expectations.


Production of the machine is now apparently running smoothly at 5,000 units per week and should rise over the coming months. The letter continues: "We are confident that our order backlog will be cleared by the end of September."

Sinclair Research will be writing to all of its waiting customers, explaining the position and offering them all an immediate refund.

Those customers who choose to continue to wait will receive a £10 voucher.

The £10 voucher can be used against the cost of a ZX Printer or exchanged for a pack of five rolls of printer paper.

Clive Sinclair concludes with hope that the current difficulties will be viewed in the context of Sinclair's successful delivery of more than half a million computers in the last two years.



Holding up to seven peripheral cards... the new Texas box.

A new box of tricks

A NEW peripheral expansion box has been launched for the TI99/4A machine by Texas Instruments.

The system, price £190, is capable of housing up to seven peripheral board-type cards.

The unit also has space within it to fit a single 5¼ inch floppy disc drive.

The plug-in cards available for use with the unit include a 32K Ram expansion, one parallel, two RS232 and modem interfaces, and extended Basic, Pascal and various 'command module' software cards.

Two additional disc drives can be connected to the unit.

The gospel according to Clive

CLIVE Sinclair predicts that, by the end of the century, there will be more than 10 million people unemployed in Britain, with only 10 percent of the population employed in manufacturing industries.

These remarks formed part of a speech delivered by Sinclair to members of Mensa at their third annual symposium in Cambridge.

The qualification for membership of Mensa is a high IQ. The most intelligent two percent of the population are eligible and the group has 60,000 members world-wide, some 8,000 of whom are UK residents.

Sinclair, founder of Sinclair Research, is currently the Chairman of British Mensa.

The address he gave at the symposium examined the so-called 'Golden Ages' of mankind. The conclusion Sinclair drew was that many of the conditions he identifies as necessary for a Golden Age are developing in our present society.

He believes that there is shortly to be a hundred-fold reduction in the cost of data manipulation, which will be coupled with a dramatic decline in the manpower requirements of industry.



NewBrain... 500 units per week.

Grundy steps up its micro production

THE NewBrain micro from Grundy Business Systems is now in high-volume production following its launch in May.

More than 500 units per week are being produced at the special assembly line at Thorn EMI Datatech in Feltham.

The plant has the capability to manufacture up to 3,000 micros per week and its automated printed-circuit board component insertion and testing equipment can handle more than 4 million components per month.

The announcement of the production figures was made as Information Technology Minister, Kenneth Baker, opened the new Grundy research and development laboratories at Cambridge.

Cut-price Texas micro signals US market war

TEXAS Instruments in the US has lopped £58 off the price of its TI99/4A microcomputer so that it now sells at £115.

This makes the machine cheaper than its rival, the Commodore Vic20 which sells for £140 in the US.

The move also makes the TI99/4A a direct competitor to the Sinclair Spectrum.

However, it is not clear when the ZX Spectrum will be launched in America.

A spokesman for Sinclair Research said that it was hoped to market the machine there in early 1983.

This expectation is dependent on several factors. An American launch will not be contemplated until the UK production difficulties are sorted out and demand in the home market has settled down.

Even then, if the Spectrum passes the rigorous US product tests, it is not clear if Sinclair will be able to sell the machine there.

Under Sinclair Research's far-reaching agreement with Timex US, the latter has free rein to market Sinclair micros as they are, to modify them (as in the case of the TD1000 now being sold which is a 2K version of the ZX81) or to produce an entirely different computer using Sinclair technology.

The terms of the agreement allow Sinclair Research's US subsidiary to continue to sell machines only as long as Timex US sales are below a certain threshold level. Beyond this level their sale is prohibited.

This cut-off applies not just to the equivalent micro, but to the whole range.

So, if Timex sales of their ZX81 adaptation have exceeded this threshold level, then Sinclair Research will be prohibited from launching the Spectrum in the US.

£50 ZX81

Sinclair have cut the price of their ZX81 by £20 from £69.95 to £49.95. This follows a drop in the price of their 16K Ram pack, from £49.95 to £29.95, in April.

An ESSENTIAL addition to your 16K RAM ZX81
TOOLKIT
 (written by Paul Holmes)
 Provides the following additional facilities:
 Line renumber
 Search and List
 Search and Replace
 Free space
 SPECIAL GRAPHICS
 ROUTINES
 Hyper graphics mode
 Fill the screen
 Reverse the screen
 Tape write routine
 FOR 16K ONLY £4.95 (\$9.90)

NEW GRAPHICS TOOLKIT

(another masterpiece by Paul Holmes)

22 exciting MACHINE CODE routines that give you control over your screen as never before!

(ZX81 - 16K RAM ONLY)

Draw/Undraw draws or deletes your multi-character shape which is defined in a REM statement.

Foreground On/Off use this to 'protect' existing characters on your screen.

Border/Unborder draws a border round the edges of your screen area. Edit lines can be used if required.

Fill fills any number of lines you specify, starting at any line you specify, by your chosen character.

Reverse converts all characters to their inverse video, control as in FILL.

Print Position Controls UP, DOWN, LEFT, RIGHT. Alter your next PRINT position in the direction indicated.

Edit/print moves next PRINT position to first edit line.

Scroll Facilities UPSCROLL, DOWNSCROLL, RIGHTSCROLL, LEFTSCROLL. Scroll your screen in the direction indicated.

Onscreen/Offscreen turns your screen on or off.

Background On/Off fills your screen by your specified character.

UPGRADE YOUR ZX SPECTRUM TO 48K. ONLY £42.50 — EASILY FITTED YOURSELF. NO NEED TO SEND IN YOUR ZX SPECTRUM.

SPECTRUM SOFTWARE NOW AVAILABLE SEND S.A.E., OR TELEPHONE FOR DETAILS

NEW BATTLESHIPS & CRUISERS GAME (16K - ZX81)

First computer version of this popular game of strategy and tactics. Both grids on view together. Establish the position of your fleet then locate and destroy the computer's fleet. Visual display shows hits and misses made and gives running score.

ONLY £4.95 (\$9.90)

Search and Replace will search the screen for every occurrence of the character you specify and replace it with your new character.

Square draws a square or rectangle from your specified co-ordinates.

All these routines are in machine code for SUPER-FAST response! GRAPHICS TOOLKIT uses only 2K of your RAM and that includes space to load the programmers TOOLKIT described above.

ALL FOR ONLY £5.95 (\$11.90)

This includes a cassette with 2 copies of the program, 2 copies of a demonstration program plus a comprehensive instruction booklet with examples. All prices are fully inclusive.

As reviewed in "Your Computer" March 1982

16K RAM PACK

ONLY £28.50 (\$49.95)

Quite simply the best available plus FREE 'Alien Attack' (7K Microcode) on cassette. Value £5.75 (\$11.00).



Fully built tested and guaranteed. Uses existing power supply (min. 600 m.a.). Compatible with printer. No wobble problems. Gold plated edge connector for perfect contact with your ZX81. Normally despatched within 10 days of receipt of your order.

With advances in microtechnology we are now able to offer the 64K RAM PACK.

Same quality as the 16K but giving massive memory to your ZX81, with external dimensions no larger than the 16K Ram Pack (above).

ONLY £62.95 (\$119.95)

OVERSEAS CUSTOMERS PLEASE NOTE: ALL PRICES ARE APPLICABLE FOR EXPORT, INCLUDING AIRMAIL POSTAGE. PAYMENT MAY BE MADE IN STERLING, MONEY ORDER AVAILABLE AT YOUR BANK, OR YOUR OWN U.S. \$ CHECK. MADE PAYABLE TO JRS SOFTWARE. DESPATCH NORMALLY 7 DAYS FROM RECEIPT OF ORDER.

JRS SOFTWARE

19 WAYSIDE AVENUE, WORTHING, SUSSEX. BN13 3JU Telephone: (0903) 65681



moving ahead with ZX software

ZX CHESS & ADVENTURES

PROGRAMS FOR THE ZX81/80 INCLUDING -

ZX-FORTH

NEW

£35.00

Full implementation of Forth on ZX. No longer held down by slow BASIC, Forth is 10-26 times faster. "Simplicity of Basic with the speed of Machine Code"

16K BYTE RAM PACKS

NEW

£31.95

'BYG BYTE' Ram packs, no wobble problems, 1 year guarantee. Simply the best you can buy immediate delivery.

1K ZX CHESS!

NEW

£2.95

We didn't think it was possible but this game plays against you, two opening moves. Needs 1K of memory to run. Incredible!

ADVENTURES ADVENTURE 'A'

£6.00

ADVENTURE 'B'

£7.00

ADVENTURE 'C'

£8.00

Exciting machine code games with instant response, choose from the range below. You find yourself stranded on an alien planet. Can you reach your ship and escape?

In a jungle clearing you come across an Inca temple. You must break in, collect treasure and escape alive. Beware. Includes a cassette save routine.

You are unfortunate enough to be drawn to an alien cruiser. Can you reach the control room and free yourself or will they get you first? Includes a cassette save routine.

GALAXIANS £3.95

All the features of the arcade game in a fast machine code program. Swooping attackers, explosions and personalised scoring.

ZXBUG £7.00

A 30 in 1 machine code tool and disassembler, allows access to registers and search through and modify memory, with cassette routines.

ARTIC COMPUTING

DEPT RM, 396 JAMES RECKITT AVENUE, HULL HU8 0JA

CLASSIFIED ADVERTISING RATES

Line by line: For private individuals, 20p per word, minimum 10 words.

For companies, traders, and all commercial bodies, 40p per word, minimum 20 words.

Semi-display: £10 per single column centimetre, minimum length 3 cm. (Please supply A/W as PMT. Or supply rough setting instructions.)

Conditions: All copy for Classified section must be pre-paid. Cheques and postal orders should arrive at least two weeks before the publication date.

★★★★★

If you wish to discuss your ad, please ring Alastair Macintosh 01-930 3840.

Here's my classified ad.

(Please write your copy in capital letters on the lines below.)

Please continue on a separate sheet of paper

I make this words, at per word so I owe you £.....

Name

Address

Telephone

Please cut out and send this form to: Classified Department, Popular Computing Weekly, Hobhouse Court, 19 Whitcomb Street, London WC2

ZX81 16K

TASWORD

WORD PROCESSING ON THE ZX81!

Your ZX81 becomes a word processor with TASWORD. Type in letters, documents and pictures, store them on tape, and edit and update existing documents. With a printer, which is not essential, you can print your documents.

TASWORD FEATURES INCLUDE

- OVER 300 LINES of text in a text file.
- CURSOR CONTROL and auto repeat on all keys.
- SCROLL up and down through the text file.
- AUTOMATIC word-wrap and right-justification.
- FULL ZX81 character set including inverse characters and graphics symbols.
- INSERTION AND DELETION of lines and characters.
- A HELP PAGE onto the screen at the touch of a key.
- CENTRE text on the screen, and move text left and right.
- REFORMING of edited text to a neat layout with a single keystroke.

TASWORD TUTOR

We send you a manual and a cassette. One side contains TASWORD. The other side contains TASWORD and TASWORD TUTOR. This teaches you word processing using TASWORD. No programming knowledge is required to use TASWORD.

£6.50 fully inclusive

Mail order only.

Allow up to 14 days delivery.

Please make cheques/P.O. payable to

TASMAN SOFTWARE

17 HARTLEY CRESCENT, LEEDS LS6 2LL

Letters

write to Letters, Popular Computing Weekly, Hobhouse Court, 19 Whitcomb Street, London WC2

Yes, you too can make the grade

Congratulations to David Lawrence on his excellent renumbering program for the ZX81 (PCW July 1). This, along with Nick Hampshire's 3D Spectrum Graphics, was one of the best programs you have ever published.

I felt that those people who have upgraded to a ZX Spectrum should not be left out. So, here are details of how to convert the renumbering program.

Change these lines:

```
9960 LET X1=23755
9971 IF PEEK(I+5)=14 THEN GO
    TO 9974
9976 LET BASE=10
9977 LET X1=23755
9990 DIM BS(4):LET BS(5)=LEN
    STR$(BASE TO)=STR$(BASE:
    FOR J=1 TO 4
9991 POKE (VAL$(I TO
    I+4)+J),CODE BS(J)
9993 LET BYTE1=BASE-256*INT
    (BASE/256)
9994 LET BYTE2=INT (BASE/256)
9996 POKE MEMORY+8,BYTE1
9997 POKE MEMORY+9,BYTE2
```

AND delete line 9998.

The program will now run on a standard Spectrum. Also, this version can handle a BASE value of less than four digits. I hope that someone will find these alterations useful.

Bill Longley
388 Ipswich Road
Colchester
Essex

But no one's without fault

I must correct the impression given by Sinclair Research in your letters page of July 8. Their claim not to have sold a faulty ZX81 after July '81 is incorrect. I bought mine in September '81 and it had a faulty Rom.

The unit was replaced, but I now seem to have another problem. This program was written to extract cube roots. It works fine on some numbers, but try inputting 27 or three and then see what happens.

```
10 Input A
20 Input B
30 Let C=((A/B)/B)+B/2
40 If C=B THEN GOTO 80
50 Let B=C
```

```
60 Goto 30
70 Print
80 Print "Cube root is ";C
```

Perhaps some reader with more knowledge of maths than I have will be able to solve the problem.

W McLaren
70 Lyndale Road
Whoberley
Coventry CV5 8AQ

So just show your character

I am writing to point out a useful addition to the program entitled 'Character Plot' in PCW July 1, on page 15. Not everyone wishes to feed the new characters directly from tape into their programs as a series of peeks and pokes. Some people prefer to have the information in data statements.

Add the following line to the program:

```
425 FOR K=1 TO N:FOR J=0 TO
    7:PRINT A(K,J):NEXT
    NEXT
```

the program will then print out the numerical information necessary to fill a data statement in a program, for the new character created. It is best to use the program to compile one new character at a time when doing this, otherwise the string of numbers printed out will extend off the screen. An excellent program this. Very useful. Congratulations to the author.

C Cattanach
11 North Ride
Danesbury Park
Welwyn
Hertfordshire AL6 9RD

And we'll try to show ours

I have taken your magazine since it started and look forward to collecting my copy on Wednesdays. I am pleased to see it is not full of advertisements.

I am a Vic20 user, just started in computing and enter the programs you publish. However, I would say that the printing of your programs leaves a lot to be desired. Would it be possible to improve them by darker printing? As you are aware, it only

needs one letter to be unreadable and the program will not run.

E Mowlem
6 Leedam Road
Bournemouth
Dorset BH10 6HP

Otherwise it's really not fair

I have a regular order for your magazine placed with my newsagent. Up until now I have generally been very satisfied with it. But, your issue of July 15 disappointed me a great deal.

Being a Vic20 owner, I was delighted to see the number of programs included for my machine. However, having struggled to type in 'Spy Hunt' and having almost ruined my sight to decipher 'Vic' (an excellent program it turned out to be), I found it totally impossible to do anything with 'Hangman' and 'Anagram Birds'. Would it be possible to send me a listing of these programs, particularly 'Anagram Birds'?

I am pleased to see a greater leaning towards educational uses as I have two children for whom these would be extremely useful — hence my delight with 'Vic'.

Before finishing, would it be possible to warn any would-be purchasers of Tim Hartnell's *Symphony for a Melancholy Computer* to think again? It is so full of errors that the Office of Fair Trading might do well to consider whether it is fit for the purpose for which it is intended.

Jim Corrigan
23 Brook Avenue
Uppermill
Oldham
Lancashire OL3 6DR

We have received a number of letters complaining about the quality of our Vic listings (PCW July 22). These criticisms are justified, particularly in regard to our July 15 issue.

As we have already explained, all our programs are reproduced directly from the original listings so as to minimise the number of errors. Vic printer listings seem to reproduce very badly. However, by

choosing darker listings wherever possible and by reproducing them as large as possible, we are solving the problem. The Vic listings in PCW July 29 and August 5 are a substantial improvement.

We will be happy to supply you with a copy of 'Anagram Birds', but I am afraid we have no other copies of 'Hangman'.

And the answer is a lemon!

I ordered my BBC micro in December and after the customary wait received it in 'average' condition. Not quite dead on arrival, as many have been, but the keyboard had fallen out. This problem sorted out, I soon found strange faults with the machine that proved to be caused by overheating.

On being informed of a local agent, I duly took them my micro on April 26. It was nearly two weeks before they even looked at it. They informed me it had been sent back to Acorn.

On June 11 my micro was returned absolutely untouched — nothing had been done to it, it still overheated. On June 14, I returned it to the agent. I am still waiting.

To all those who had a long wait or are waiting now — should your BBC micro go wrong you too could be like me waiting three months for your micro to be returned. You will also receive a card guaranteeing your micro for six months — will my guarantee run out before my micro is returned?

What with defective ULA's, the 'provisional' user guide, an operating system that does not follow the specification and a failure rate (at my computer club anyway) of around 50 per cent, I think the BBC and Acorn should christen the BBC micro, as I have done, 'The Lemon'.

I also suggest the people I keep phoning at the Repair Centre should be called the *Lemonades*.

P Webb
30 Walpole Road
Runcorn
Cheshire

Alien Attack

A 1K machine code game for ZX81 by
Jeff Naylor

Anyone with a Sinclair ZX81 without some form of memory expansion will admit that although moving graphical games are possible in Basic, they rarely satisfy avid arcade machine players with either their speed or complexity. The addition of more memory allows complex games, but those graphics are still slow to the point of boredom.

Machine code, on the other hand, by talking directly to your computer's microprocessor, speeds things up to the extent that delay loops are needed to give us humans a chance. I have written a machine code game that imitates the original Space Invaders arcade machine which has given so many people pleasure, ground-down teeth, and a shortage of loose change.

This 1K version still has limitations; no shields to hide under, and the score not appearing until the end, for example. The invaders do speed up as their numbers reduce and, if you manage to wipe them all out, another bunch appears, twice as fast as before. The game can also be tailored to your own level of skill, with overall speed, the number of aliens and the speed of their firing, all easily adjusted.

One problem with machine code programs is how boring they are to enter; another is that mistakes can creep in at any stage, and when that happens debugging them is no laughing matter. My listing consists of two columns — one in hexadecimal, the other in decimal, so as to provide a cross-reference.

You have the choice as to which to load — decimal is easier if you don't know your way round a keyboard too well, while it is good practice and a bit quicker, once you have got the hang of it, to use the hexadecimal codes.

I make no attempt to explain the nuts and bolts of the program. If you do not understand machine code I recommend the book *Mastering Machine Code on your ZX81* by Toni Baker. The program

was developed with no knowledge other than that gained from the book.

The basic ZX81 has less than 900 free bytes of Ram, and to fill a screen would use 729 bytes, so the program uses alternate lines of the screen except at the top and bottom. This gives the impression of using the whole screen, but uses only 409 bytes.

The Sinclair graphics allow only a rough approximation to the original game, and those symbols used are chosen with care — only invaders or explosions can have odd character codes, and everything on the bottom line must have a second hex digit of 6 — ie inverse A has a hex character code of A6: you can look up the others in the back of the Sinclair manual.

To load the program first enter *Fast* as a command, as the first part is very tedious indeed. Enter the first line as: 1 REM (347 zeros).

The 347 zeros are reserving space for the machine code. Don't bother counting the zeros exactly until you have entered ten lines (32 zeros per whole line) but enter the remaining 27 with care, as you are on the limits of memory, and will have difficulty getting into the *Edit* mode if you make a mistake.

Having typed the *Rem* statement, press *Newline* then return to the slow mode. It is probably worth saving on tape — just in case. Now enter the loading program. Listing 1 is for decimal, Listing 2 for hex. These will poke the required machine code commands into line 1.

Run the program, and in response to the first input prompt, enter 16514 as the starting address. Using decimal, enter only one code at a time, starting with the decimal code for 16514. Using hex you may enter up to eight codes before pressing *Newline*. If you enter more you will probably get a 4 error code; don't panic just enter *Cont* as a command. If you find you have gone astray, break out by enter-

ing any single letter other than "A" and rerun the program, starting at an address you know to be correctly loaded.


When the whole listing is loaded, save it a couple of times on tape, have a cup of tea, and if it's past midnight — GO TO BED!

Approaching your Sinclair suitably refreshed, reload the story so far, and delete all the Basic lines except line 1. Type in Listing 3 and run the program. If you have loaded the machine code correctly, forty two space invaders will appear and start to move about in a menacing manner. Don't touch anything — after they have lurched backwards and forwards across the screen twice they will all move down two lines.

By now you should have noticed their missiles (flying brackets) and when one hits what purports to be your space-ship in the bottom left-hand corner, the screen will clear and your score — 000 — will appear in the middle. If nothing stranger has happened, run the program again. Using the top row of keys.

The key 6 or any to the right of it should move your ship to the right — key 5 or any to its left will let you scurry back into the corner. Now press the shift key — and if an alien is in the path of your plasma bolt — or, to the technically minded, flying colon — it should explode. If the program has not crashed by now then start playing the game to test it properly. If something has gone wrong then turn the power off and on, and reload the program, even if you don't appear to need to, as the machine code may have corrupted itself.

Amend your Basic program so as to check the code as shown in the listing. Run the program and enter the starting address. Pressing any key other than *Break* will scroll the code up the screen. Work through carefully as there only needs to be one wrong character to cause chaos. When found, correct any mistakes by using *POKE* as a direct command.



ADDRESS	HEX	DEC	ADDRESS	HEX	DEC	ADDRESS	HEX	DEC	ADDRESS	HEX	DEC	ADDRESS	HEX	DEC	ADDRESS	HEX	DEC	ADDRESS	HEX	DEC
16514	06	6	06	6	22	34	04	4	0A	10	FE	254	16	22						
20	32	1E	30	30	16640	3C	60	36	54	CB	203	8B	139	BE	190					
3E	62	05	5	40	60	40	64	0E	14	50	80	28	40	28	40					
1B	27	36	54	36	54	36	54	18	24	28	40	19	25	02	2					
D7	215	16580	8A	139	06	6	03	3	03	3	16830	FE	254	42	66					
10	16	19	25	23	35	36	54	21	33	23	35	0E	14	C9	201					
16520	FD	253	10	16	36	54	00	0	18	24	28	40	10	16	21	33				
06	6	FB	251	A6	166	00	0	16770	10	16	16834	FE	254	00	0					
0A	10	1E	30	23	35	22	34	2B	43	28	40	00	0	00	0					
C5	197	04	4	36	54	16710	42	66	18	24	28	40	0F	13	10	16				
3E	62	19	25	86	134	40	64	0D	13	17	17	23	FE	254	22	34				
76	118	C1	193	2A	42	2A	42	11	17	21	33	17	23	46	70					
D7	215	10	16	42	66	3E	62	21	33	00	0	28	40	40	64					
D7	215	F0	240	40	64	16714	40	64	19	25	16840	28	40	C3	195					
06	6	16590	2A	42	3E	62	2B	43	7E	126	2B	43	CE	206						
20	32	40	64	0E	14	7E	126	E6	230	3E	62	16860	40	64						
16530	97	151	40	64	8F	190	CB	203	16780	0F	15									
D7	215	16594	2B	43	28	40	47	71	28	40	FE	254								
10	16	7C	124	17	23	28	40	FA	250	06	6									
FD	253	B5	181	FD	253	16720	FA	250	20	32	20	32								
C1	193	20	32	CB	203	FE	254	1B	27	02	2									
10	16	FB	251	16660	26	38	1B	27	20	32	42	66								
F2	242	2A	42	46	70	20	32	42	66	C9	201									
06	6	16600	3C	60	28	40	16	22	36	54	8B	139								
20	32	40	64	04	4	CB	203	A0	160	22	34									
3E	62	3E	62	CB	203	A0	160	8B	139	22	34									
16540	16	16	22	8B	184	04	4	22	34	3E	62									
D7	215	77	119	18	24	2A	42	16790	3E	62										
10	16	23	35	2C	44	3C	60	40	64	21	33									
FD	253	77	119	CB	203	16730	40	64	21	33										
2A	42	23	35	78	120	CB	203	21	33											
0C	12	77	119	16670	20	32	70	112	16794	40	64									
40	64	3A	58	28	40	20	32	34	52											
11	17	25	37	2A	42	08	8	CB	203											
76	118	16610	40	64	3C	60	21	33	46	70										
01	1	FE	254	16674	40	64	41	65	20	32										
16550	19	F7	247	23	35	40	64	3A	58											
22	34	20	32	23	35	CB	203	16800	2A	42										
3C	60	08	11	1E	30	46	70													
40	64	2B	43	CB	203	16740	C3	195	40	64										
16554	22	2B	43	F8	248	B5	181	CB	203											
3E	62	2B	43	18	24	40	64	74	116											
40	64	7E	126	02	2	CB	203	20	32											
21	33	FE	254	36	54	B0	176	03	3											
00	0	16620	16	22	00	0	18	24	2A	42										
08	8	28	40	11	17	E0	224	3E	62											
16560	22	10	16	22	34	FE	254	40	64											
40	64	23	35	00	0	17	23	16810	7E	126										
40	64	18	24	A7	167	20	32	FE	254											
40	64	0D	13	ED	237	16750	05	5	8B	139										
0E	14	FE	254	52	82	0C	12	28	40											
00	0	EF	239	3E	62	36	54	06	6											
2A	42	20	32	16690	1B	27	00	0	FE	254										
0C	12	07	7	8E	190	17	23	17	23											
40	64	16630	23	35	28	40	16754	18	24	28	40									
11	17	7F	126	0C	12	21	33	1F	31											
28	40	FE	254	97	151	36	54	36	54											
16570	00	0	16	22	8E	190	00	0	16820	00	0									
19	25	16634	28	40	28	40	CB	203	11	17										
06	6	01	1	04	4	F0	240	22	34											
07	7	28	43	36	54	16760	CB	203	00	0										
C5	197	2B	43	17	23	60	96	19	25											
06	6	28	43	16700	18	24	20	32	7E	126										

LISTING 1

```

10 PRINT "1ST. ADDRESS?"
20 INPUT A
30 PRINT AT 15,0;"A:";
40 INPUT X
50 POKE A,X
60 PRINT PEEK A
70 LET A=A+1
80 SCROLL
90 IF A>16860 THEN STOP
100 GOTO 30

```

(there is a space between the quotes)

A Basic program to load machine code in decimal. To modify it to check codes already entered, delete Line 40 and replace Line 50 with:

```
50 IF INKEYS="" THEN GOTO 50 (no space between quotes)
```

LISTING 2

```

10 PRINT "1ST. ADDRESS?"
20 INPUT A
25 LET XS=""
30 PRINT AT 15,0;"A:";
40 IF XS="" THEN INPUT XS
50 POKE A,16*CODEXS+CODEXS(2)-476
60 PRINT CHR$ INT (PEEK A/16+28);CHR$ (PEEK A-INT (PEEK A/16)*16+28)
70 LET A=A+1
75 LET XS=XS(3 TO)
80 SCROLL
90 IF A>16860 THEN STOP
100 GOTO 30

```

Listing 1 modified to load hexadecimal codes. To use for checking, delete Lines 25, 40 and 75 and change Line 50 as shown in Listing 1.

LISTING 3


```

10 LET A =USR 16514
20 CLS
30 PRINT AT 10,15;"00"
The driving program to run the machine code. You may prefer to insert
15 PAUSE 200
and make Line 30
30 PRINT A;"0"
There is not enough room to be much more elaborate.

```

TABLE 1

	Address	Poke With	Normally
Faster Overall	16559	4	8
Slower Overall	16559	16	8
Faster Invader Missiles	16799	0	58
Slower Invader Missiles	16797	78	70
No Invader Missiles	16798	24	32
Number of Invaders	16573	Number of rows required	7



Programming

Out for the count and seeing stars!

David Nowotnik shows school children how to add and subtract.

The first hurdle in learning elementary arithmetic is teaching the child to count. Once children have learnt to count, they can associate the number with its character on the keyboard. The numbers one to nine presented no great problem, as they are one-digit numbers which appear in order on the top row of the keyboard. Two-digit numbers presented a little more difficulty. The following short routine was of assistance:

```
10 PRINT "COUNT"
20 FOR I=1 TO 12
30 PRINT
40 PRINT I;TAB 4;
50 FOR J=1 TO I
60 PRINT "*";
70 NEXT J
80 IF INKEY$="" THEN GOTO 80
90 NEXT I
```

The child can count the stars in each line and, with practice, associate the number at the beginning of the line with the number counted. Figure 1 contains a more complex version of this program.

In 'Count', the number of stars is selected at random. No number is given, and the child is expected to add up the stars and enter the correct total. When the child gives his answer, the computer counts the stars, one-by-one, to check if the child was right. Seeing the computer counting helps the child to get it right.

The next stumbling block in arithmetic is subtraction. The way this is put across to the child will vary from school to school. My youngster learnt it as 'the difference between ...'. The program he used to conquer this concept is listed in Figure 2.

Two numbers between one and 20 are selected at random. These numbers are shown in two ways; as the number, and as a string of stars. The idea is to recognise that the difference between the two numbers is the sum of the stars which do not overlap.

If the child gets the answer wrong, the stars which do overlap are converted to inverse video to reinforce the idea that those parts of the two rows are the same. The difference is now more clearly marked, and the child is asked to try again.

Fig 1

```
10 RAND
20 PRINT AT 1,6;"CAN YOU COUNT?"
30 LET R=INT (RND*15+5)
40 PRINT AT 6,4;
50 FOR I=1 TO R
60 PRINT "*";
70 NEXT I
80 PRINT AT 12,3;"HOW MANY DOTS ARE THE RE?"
90 INPUT A
100 PRINT AT 14,6;"YOUR ANSWER WAS ";A;" IS IT RIGHT?"
104 FOR J=1 TO 30
106 NEXT J
110 FOR I=1 TO R
120 PRINT AT 6,4+R-1;" "
130 FOR J=1 TO 10
140 NEXT J
150 PRINT AT 6,6+R-1;"*"; AT 8,3;I
160 FOR J=1 TO 25
170 NEXT J
180 NEXT I
190 IF R<=6 THEN GOTO 250
200 PRINT AT 10,6;"YOU WERE RIGHT"
210 GOTO 300
250 PRINT AT 10,2;"THE RIGHT ANSWER WAS ";R
300 FOR I=1 TO 200
310 NEXT I
320 CLS
340 GOTO 20
```

Fig 2

```
10 RAND
20 PRINT AT 1,2;"THE DIFFERENCE BETWEEN....."
30 LET R=INT (RND*20+1)
40 LET S=INT (RND*20+1)
50 PRINT AT 6,1;R;AT 6,5;
60 GOSUB 200
70 PRINT AT 8,0;"AND"
80 PRINT AT 10,1;S;AT 10,5;
90 GOSUB 250
100 PRINT AT 14,2;"WHAT IS THE DIFFERENCE?"
110 INPUT A
120 IF A=ABS(R-S) THEN GOTO 150
125 PRINT AT 10,8;"TRY AGAIN"
130 LET B=R*(R<S)+S*(R>S)
132 FOR I=1 TO B
135 PRINT AT 6,4+I;"*";AT 10,4+I;"*"
140 NEXT I
145 GOTO 110
150 PRINT AT 10,8;"THAT'S RIGHT"
160 FOR I=1 TO 50
170 NEXT I
180 CLS
190 GOTO 20
200 FOR I=1 TO R
210 PRINT "*";
220 NEXT I
230 RETURN
250 FOR I=1 TO S
260 PRINT "*";
270 NEXT I
280 RETURN
```


Street Life

The man who wants to be a millionaire

David Kelly talks to Steve Vickers, co-designer of the ZX Spectrum.

Steve Vickers was heavily involved in the design of the ZX Spectrum. He wrote most of the Spectrum's Rom and manual.

But he did not touch a computer until he was 16. His father gave him the first book on Basic, written by the two researchers at Dartmouth College who developed the language.

"When I was in primary school," grins Steve, "the only thing I was sure about was that I was going to be a doctor."

"I wanted a PhD — after that I was convinced that I would be free to do whatever I wanted."

"I didn't plan a career in computers. In fact, I don't think I planned anything at all. When I left Leeds University, after gaining a PhD in mathematics, a friend of mine said that micros were the great thing so I wrote round and started applying for jobs."

Steve got involved with Sinclair completely by accident. "I applied to Sinclair and they turned me down — they said they had no vacancies. In the end I got a job working for a software house called Nine Tiles."

It was not until after Steve began working for them that he discovered that Nine Tiles were contracted by Sinclair Research to write all their software and firmware.

When he joined Nine Tiles the ZX80 had just been launched and they were completing work on the ZX81.

In July 1981 Sinclair began planning the Spectrum. In due course, Nine Tiles began work on the firmware. With only six people on the staff, Steve was chosen to write the coding.

Sinclair laid down the basic specifications of the new machine. It was to have colour, sound and, to save time, would use essentially the same firmware as the ZX81. The keyboard and cassette interface also needed to be improved.

During the six months that Steve worked on the Spectrum, he spent half his time at Sinclairs and half at Nine Tiles.

At Sinclair he worked with Richard Altwasser who designed the Spectrum hardware. "While Richard was building up the hardware, I'd be sorting out the software on it," says Vickers.

"King's Parade (Sinclairs) was really



Steve Vickers: "I saw how many millions Clive Sinclair was making . . ."

the only place where I could test what I was doing."

"In such a small team — Richard and I were the only ones that worked full time on the Spectrum's development — it was easy to sort out any problems."

"Much of the ZX81's firmware was taken over to the Spectrum unmodified. We had to get the machine out quickly so the ZX81 code was altered as little as possible. That is why the Spectrum is comparatively slow — the ZX81 was always designed to save bytes, not time."

"Some things seemed to be continuing problems — like the Ink and Paper commands. Each pixel can be paper or ink but, within each character space of 8 x 8 pixels, only two colours can be shown. "In a sense," says Steve, "the Spectrum has hi-res graphics with low-res colour."

If the Paper and Ink were the same colours in the lower part of the screen (where the cursor is), then it would have been impossible to see what was happening. "We eventually decided to make the lower part of the screen the same colour as the border," explains Steve. "It seems silly, but it took a lot of fiddling to get that to work properly."

When the design work was completed in February, Steve took a month off from his work at Nine Tiles and wrote the manual that accompanies the Spectrum.

In April this year Steve Vickers left Nine Tiles. Simultaneously, Richard Altwasser left Sinclair Research, and the two designers have set up their own company, Jupiter Cantab.

Steve is understandably somewhat reticent about their plans. "I left Nine Tiles because I wanted to be my own boss. I

saw how many millions Clive Sinclair was making and thought 'Why not us?'

"I had always thought Richard was a good person to work with. He came up with an idea — something no one else has done — and that's what we've been busy working on."

Steve confided: "Now that it is nearly finished, we can hardly stand the tension — I'm on tenterhooks".

What's happening

Wallington Computer Club has been formed. The group meets on alternate Mondays at 7.30 pm. For more details contact Douglas Mynett, 15 Sandy Lane South, Wallington, Surrey (Tel: 647 2857).

Genius ZX81 Club has been formed to exchange programs and ideas by post. Contact Ayyaz Mehmood, 30 Webber House, North Street, Barking, enclosing a SAE for further information.

Vic-Pet Computer Club meets fortnightly at the Spread Eagle, Oakley Hay, near Corby, Northants at 7.30 pm. Contact P. Wilson, 26 North Cape Walk, Corby, Northants (Tel: Great Oakley 742622).

Northwest London Spectrum User Group is soon to be formed. Interested parties should contact Jonathan Briggs, 33 Wessex Gardens, London NW11.

Swindon ZX Users Club has been formed. The club will hold monthly meetings. For more details contact Andrew Bartlett, 47 Grosvenor Road, Swindon, Wilts (Tel: 0793 30770).

Reviews

software

Sargon 11 Chess

Commodore, 675 Ajax Avenue, Slough Trading Estate, Slough, Berkshire.
Vic20, cartridge.
Price: £24.95.

This cartridge must be one of the best produced, so far, from the Commodore stable. It follows in the tradition of earlier Sargon games, and gives the player an excellent game of chess at all of the different skill levels. The response time taken by the computer is also excellent. The average reaction time ranges from two seconds upwards.

As with all Commodore cartridges, there is a screen alignment function. This cartridge also has a screen/character colour change facility which I found an added bonus.

The movement of the pieces could not be simpler. If you have a joystick then all you do is move a flashing square over the piece which you want to move and press the *Fire* button. Then you move the flashing square again. If you do not have a joystick, you can type in your move in the format 'A1-A5'.

The cartridge is accompanied by an eight-page booklet which contains a 'Teach yourself chess' section. However, this section leaves much to be desired if you are a novice at chess.

Summary

All-in-all, Sargon II is one of Commodore's best cartridges yet. I would recommend it to anybody who likes a good game of chess. Even if it is £5 more than any other cartridge, it is definitely worth it. **TR**

Space Intruders

Quicksilver, 92 Northam Road, Southampton.
ZX Spectrum, 16K, cassette.
Price: £5.95.

There is very little games software for the ZX Spectrum as yet. Of that which I have seen, this is the best. At almost £6, though, it seems a little expensive.

As the name suggests, this is a space invaders type of game. If you do not like these games do not bother reading further. *Space Intruders* is written in machine code, is fast, has good graphics, reasonable (if quiet) sound effects, and is a fairly simple version of the game.

It is fun to play, with the intruders appearing neither too fast nor too slow at the beginning, and then speeding up when only a few intruders are left. They approach the base with steadily increasing pace, and quite often crash into the base to end the game. Scores are high, once up

to 350,000, but I never managed to get beyond seven attack waves.

Apart from the game itself there were several nice touches. The best was the H(old) facility, which meant that when I had to answer the door, the game was stopped exactly where it was. I could talk for hours and then carry on with the game from where I had left off by pressing S(tart). Sometimes, if I had managed to get as far as the third wave of intruders (not a common happening), pressing H allowed a quick breather before re-entering the battle.

Another good feature is the way in which the initials of the person with the highest score are entered.

Summary

A good example of this genre, with some useful features, and a slight touch of humour. After the first wave has been vanquished, each successive wave has a wobbly mutant intruder (for which you get more points) which, until it reverts to normality, looks quite funny wobbling across the screen. **BA**

Tasword

Tasman Software, 17 Hartley Crescent, Leeds LS6 2LL.
ZX81, 16K, cassette.
Price: £6.50.

Tasword is a new word-processing program from Tasman Software. This company also publishes a couple of very impressive educational programs, which will be evaluated in a forthcoming look at available Sinclair educational software.

Impressive is the only word, too, for the book of documentation that comes with Tasword. It is well written and has been printed with the aid of Tasword itself.

Side 2 presents a tutorial program. It is an eloquent demonstration of Tasword's uses, and a great help in exploring the main program's complexities.

Having practised the commands available, the user can load Side 1, upon completion of which he is presented with a blank page. At the bottom is the line number, which at the start is set at 1. A flashing cursor is at top left awaiting your first input.

One of the most useful features of Tasword is the full left and right justification. This is done automatically as you type, so that the keyboard can be given full attention.

The 'Word-Wrap' facility means that any word that over-runs the end of the line is moved down to the next line. Thus, the *Newline* key is only needed to start a new paragraph. The 'Word-Wrap' is normally on, but it can be keyed off in order to split a

word between two lines.

This facility, together with the automatic justification means that the user would not normally have to look at the screen until the end of each typing session.

The cursor can be moved to any position on the screen, in order to edit text. Adding or altering words or symbols destroys the justification, but the program will, upon command, re-justify the whole paragraph. It's almost worth the price to watch it do this.

There are several other commands available while typing in text. Whole lines may be moved left and right, headings centred, and so on.

Once the text is complete, it can be read by scrolling up or down. Also, the start or finish may be immediately found.

The program allows 320 lines, or 14 screens of text. This number can be reduced (before typing starts), thus cutting down on subsequent *Save*ing and *Load*ing time.

Tasword contains a *Help* page which can be referred to at any time. It lists the functions of all the command keys (*Edit*, *Scroll*, *Insert-characters*, etc).

Summary

Tasword is obviously not going to be any sort of competition for Word Star and the like. It does not contain a dictionary against which it can check spellings and it does not have any kind of tabulation. But neither does it need several thousand pounds worth of hardware to run it.

The program is very good value and great fun to use. Tasword will be a boon to anyone who has to prepare articles, or notices for their club, and so on. Unreservedly recommended. **TB**

HOW TASWORD WORKS

THE TEXT FILE

TASWORD OPERATES ON A TEXT FILE WHICH IS 320 LINES LONG. THIS TEXT FILE CONTAINS WHATEVER YOU TYPE IN FROM THE KEYBOARD. (THE SIZE OF THE TEXT FILE CAN BE CHANGED - SEE PAGE 13). YOUR TELEVISION IS A "WINDOW" SHOWING 22 LINES OF THE TEXT FILE. CERTAIN "CONTROL KEYS" MOVE THE WINDOW UP OR DOWN THE TEXT FILE.

THE KEYBOARD

EACH TIME YOU PRESS A SINGLE KEY THE CHARACTER ON THAT KEY APPEARS ON THE SCREEN AT THE CURSOR POSITION. THE EXCEPTION IS THE *HOME* KEY WHICH MOVES THE CURSOR TO THE BEGINNING OF THE NEXT LINE.

CERTAIN CHARACTERS ARE MARKED IN RED ON THE KEYBOARD. TO TYPE ONE OF THESE CHARACTERS HOLD THE *SHIFT* KEY DOWN WHILE YOU PRESS THE RELEVANT KEY. (\$ - +; ; ? / * < >)

THE RED MARKINGS ON SOME OF THE KEYS ARE NOT SINGLE CHARACTERS BUT ARE WORDS OR DOUBLE CHARACTERS. (EDIT, STOP, ** ETC). THESE ARE THE TASWORD CONTROL KEYS.

Preview

Hollywood gets inside the video game

Brendon Gore looks behind the scenes of an exciting new film.

Tron is a Walt Disney film that follows in the trail of other science fiction spectacles such as *Star Wars*, *Close Encounters Of The Third Kind* and *Battlestar Galactica*. It has opened to considerable acclaim in the US and is due to be released in the UK in October.

Set in the not too distant future Tron starts out as a conventional thriller. Kevin Flynn, played by Jeff Bridges, is attempting to gain access to information stored in computer data banks at Encom, a multinational communications company.

Flynn is trying to prove that he wrote a number of highly successful video arcade games while he was employed by Encom. Another Encom employee, Ed Dillinger, took the credit for inventing the games. Dillinger was subsequently promoted to company vice-president.

With the help of a fake access code, Flynn searches the Encom computer for evidence to back up his claims. But the computer's Master Control Program (MCP) is aware of Flynn's activities and cuts off his input. When Flynn tries to deprogram the MCP, it activates an experimental laser and turns it on him.

This is where the film really takes off. The laser is a form of matter transmitter which can break down objects into electrical particles and reconstitute them elsewhere.


Flynn is translated into another dimension, an electronic world where computer programs have come to life. Flynn has become, literally, the player in the machine.

This world is ruled by the tyrannical MCP and by Sark, Dillinger's alter ego. Programs who disagree with the MCP are captured and released in the video games grid, an arena where video games are fought to the death.

The main opposition to the MCP is provided by Tron, a video games warrior played by Bruce Boxleitner. Tron is one of the few programs who still believes in the Users, the real world programmers who created them.

Tron and Flynn are matched together in the video games grid. But, using hi-res light-cycles, they manage to escape.

With Sark and the MCP's minions in hot pursuit, Tron and Flynn find two allies in



The Master Control Program (MCP) is the computer overlord in the new film *Tron*.

Yori and Bit. Bit is an electrical pulse who can only answer yes or no, depending on whether his charge is positive or negative.

Together, they link up with an old priest, Dumont, who plays a similar role to Obi-wan Kenobi in *Star Wars*. Dumont gives Tron an identity disc which can store information or be used as a weapon. Thrown like a frisbee, the disc heats up and cuts through its victim.

Armed with the disc, Tron confronts Sark in a program-to-program duel to the death. Sark loses the duel with Tron, but is revived by the MCP. But, just when it seems that Sark may be indestructible, Flynn destroys the MCP's power source.

As the MCP disintegrates, Flynn finds himself back in the real world. With access to the Encom computer, Flynn can prove his case.

Tron should be a fascinating film that will owe much of its success to the imaginative use of computer graphics. Director Stephen Lisberger, a long time fan of video games, first had the idea for the film in 1978.

"We had played all the video games," says Lisberger. "And when we investigated computer art, we realised that by combining the concepts of electronic imaging we could bring something to life that

had not been there before.

"Everyone's looking for new fantasies in the movies," he says. "Outer space has been done to death. They have gone inside the body and under the sea.

"We have created this world in *Tron* by taking video games and just blowing them out to the point where they are a reality. At the point where the games met computer graphics, something came alive that had not been alive before. Video games were the basis for the fantasy — computer imagery was the means to create it."

The computer graphics used in the film were largely created by two US companies, Information International Inc (Triple-I) and Mathematical Applications Group Inc (MAGI).


Artists' impressions of various objects in the film, such as the hi-res light-cycles, were plotted in three dimensions and fed into a digital computer. This enabled the object's movement to be choreographed frame by frame through the film.

Each frame on the film contained two million pixels, and each pixel was assigned both colour and intensity values. Thus, the 24 frames which make up one second of the film contained almost 100 million bits of information.

"For objects simulated in a computer there are no laws of physics," says Richard Taylor of Triple-I. "Each time you sit down to create a computer image, you are setting completely new rules for reality. That's what *Tron* is all about."

Tron is likely to give rise to a number of spin-offs. Bally Manufacturing, the largest producer of video arcade games in the US, is currently working on a *Tron* video game. It will be available in the UK later this year or early next year.

Given the success of sequels such as *Rocky II* and *III* and *The Empire Strikes Back*, there is a fair chance that *Tron II* will appear on the cinema screen before too long.



Human fights video warriors in *Tron*.



MICROL[©] SPECTRUM

USE
AND
LEARN

16/48K CASSETTE SYSTEM

VOL.1: 25 BASIC PROGRAMS

AVAILABLE NOW

If you want to get the best from your powerful new Spectrum, you need the powerful **USE AND LEARN** series from **MICROL**.

Produced by Top British Professionals, volume 1 features 25 practical programs on cassette *plus* a 100 page guide packed with ideas and techniques to improve your own program-writing skills.

The 25 programs give you immediate access to many popular applications:

Games to entertain and challenge you.

General interest programs to demonstrate a wide-ranging potential of your 16K or 48K Spectrum.

And important programming aids to help you write your own programs more effectively. In addition to their practical value, each of these programs illustrates the easy-to-learn techniques featured in

£9.95



the **USE AND LEARN** manual. Time-saving ways to create and control graphics and sound.

Designing reliable command, prompt and help sequences. The meaning (and importance) of terms like trees, tables, sorts and searches. And how the simple but powerful technique of structured programming works in practice — to make program-writing faster and your program more reliable.

Find out for yourself how **USE AND LEARN** makes getting the most from your Spectrum both easy and enjoyable.

Send today for Volume 1 and we will also keep you posted with details of further titles in the **USE AND LEARN** series.

To order simply complete the coupon, and **FREEPOST** with your cheque, made payable to **MICROL** (UK Mail Order). Allow 28 days for delivery.

Telephone orders — credit card holders can order by telephoning (0233) 312 866 from 9-5.30 Monday to Saturday, stating name and address, Card No. (Access & Barclaycard) and item(s) required.

MICROL
SPECTRUM

(0223) 312866

Distributed Worldwide Exclusively by Tempus of Cambridge.
38 Burleigh Street,
Cambridge CB1 1BR.

Post to — **MICROL (UK Mail Order)**
Freepost, 38 Burleigh Street, Cambridge

Please send me..... number of copies of Use and Learn
I enclose cheque/P.O. £9.95 + 50p p + p (£10.45 total)

I wish to pay by Access/Barclaycard
(Delete whichever not applicable)

Please Print Name & Address

Card Number

Signature.....

Name

Address

Credit card valid if signed by cardholders.

PCWk1

Open Forum

Open Forum is for you to publish your programs and ideas.

It is important that your programs are bug free before you send them in. We cannot test all of them.

Contributions should be sent to: Popular Computing Weekly, Hobhouse Court,
19 Whitcomb Street, London WC2H 7HF.

How to contribute

Each week the editor goes through all the programs that you send to Open Forum in order to find the Program of the Week.

The author of that program will qualify for DOUBLE the usual fee we pay for published programs.

(The usual fee is £10.)

Presentation hints

Programs which are most likely to be considered for the Program of the Week will be computer printed and accompanied by a cassette.

The program will be well documented, the documentation being typed with a double spacing between each line.

The documentation should start with a general description of the program and then give some detail of how the program has been constructed and of its special features.

Listings taken from a ZX Printer should be cut into convenient lengths and carefully stuck down on to white paper, avoiding any creasing.

Please enclose a stamped, self-addressed envelope.

Reaction Timer

on Spectrum

Enter the program as listed and Run. The instructions are displayed and you should press any key to proceed.

When you have pressed a key there will be a random delay in which if you press a key a message saying 'do not cheat' will be displayed and you will be asked to press another key to proceed.

When the border colour changes you should press any key as fast as you can and your reaction time will be displayed. If you took longer than .5 seconds then a message "do not waste my time" will appear, and you will again be asked to press any key to proceed.

If your reaction was not the fastest then the fastest will be displayed with the name of the person who achieved this.

If your reaction was the fastest you are told so and you can enter in your name. When you have done so it will be displayed and you will be asked as to whether you want another go.

Reaction Timer

by Christopher Green

```
20 RANDOMIZE : LET a$="Christo
pher Green": LET a=.2: PAPER 0:
INK 7: BORDER 0: CLS
30 GO SUB 100: PRINT AT 5,0;"T
his program tests your reaction"
;TAB 14;"time.";AT 9,1;"When the
border colour changes press any
key as fast as you can your reac
tion time will then be";TAB 14;"
given.";AT 16,3; FLASH 1;" Press
any key to proceed ": PAUSE 6E+
4: CLS
40 PAUSE RND*150+100: IF CODE
INKEY$=0 THEN GO TO 60
50 PRINT PAPER 6; INK 9;AT 20,
10;"Do not cheat": GO TO 30
60 POKE 23672,0: POKE 23673,0:
BORDER 6: PAUSE 55: LET time=(P
EEK 23672-1)/50
70 IF time>.5 THEN PRINT PAPER
6; INK 9;AT 20,6;"Do not waste
my time": GO TO 30
80 GO SUB 100: PRINT INK 7;AT
5,5;"Your reaction time was";TAB
10;time;" seconds": IF time>=a
THEN GO TO 110
90 LET a=time: INPUT INK 4; FL
ASH 1;" Please enter your name "
;a$
100 IF a$="" OR LEN a$>31 THEN
GO TO 90
110 PRINT AT 9,4; INK 4;"The fa
stest reaction was";TAB 10;a;" se
conds";TAB 6;"and was achieved
by";TAB INT (16-LEN a$/2);a$;AT
17,2; FLASH 1; INK 9; PAPER 6;"
Do you require another go? ": PR
INT TAB 8; PAPER 6; INK 9; FLASH
1;" Press Y or N ": PAUSE 6E+4
120 LET b$=INKEY$: IF b$<>"Y" A
ND b$<>"n" AND b$<>"N" AND b$<>"
Y" THEN GO TO 110
140 CLS : IF b$="Y" OR b$="Y" T
HEN GO TO 30
150 BORDER 2: PAPER 1: INK 9: C
LS : PRINT AT 10,8;" End of prog
ram ": GO TO 999
160 BORDER 0: PRINT AT 0,9;"REA
CTION TIMER": PLOT 71,167: DRAW
114,0: PLOT 72,166: DRAW 112,0:
RETURN
```


Open Forum

Super Nova

on Vic 20

This is a space game for the Vic20. It uses user-defined graphics, so it will only run on the basic machine.

The idea is simple. You must avoid the randomly generated asteroids, and missiles, and try and run into the two different types of alien. You have three lives which can be used up by the asteroids and missiles. The game ends either when you

have lost all three lives or when you run out of fuel — in which case you win.

The spaceship is made up out of four squares and is user-defined. The aliens are also user-defined, as are the asteroids and missiles. The program takes full advantage of the Vic's sound, colour and graphics capabilities.

Lines 1 to 6 set up the title and colour
Lines 10 to 60 set up the screen and the variables
Lines 60 to 100 decide which keys move the spaceship
Lines 105 to 108 find out if you have hit anything
Line 109 decides if you have run out of fuel
Lines 104 to 280 output an explosion and deduct a life

Lines 300-400 print the score and end the game
Lines 500 to 504 make sounds to tell you that you are out of fuel

Lines 700 to 740 print the first sort of spaceship
Lines 900 to 1030 tell you if you have hit the first sort of spaceship

Lines 1500 to 1540 print the second spaceship
Lines 1700 to 1730 tell you if you have hit the second spaceship

Lines 1740 to 1745 print missiles
Lines 2000 onwards are data for graphics.

There will be a short pause when you run the game while the graphics are set up. Control is achieved through the two cursor keys.

Super Nova
by Neil Sibley

```

1 PRINT"##### SUPER NOVA":REM BY NEIL SIBLEY (C)1982
2 PRINT"##### HIT A KEY TO START"
3 GETG$:IFG$=""THEN3
5 FORH=1TO1000:NEXTH:GOSUB2000
6 POKE36879,8:POKE36869,255
7 H=0:S=0:Z=0:T=0
9 Q=50
10 A=7900:B=1:D=8164
20 FORJ=1TO24:POKE198,0:PRINT:NEXT
25 FORK=1TO700
30 POKED+INT(32*RND(1)),2
31 POKE36878,6:POKE36877,130
35 R=INT(25*RND(1))
36 IFR=1THEN700
37 IFR=2THEN1500
38 IFR=3THEN1740
40 FORJ=1TOQ:NEXTJ
45 Q=Q-5.125
50 POKEA+B,32:POKEA+B+22,32:POKEA+B+44,32:POKEA+B+66,32
55 PRINT:GOTO60
56 PRINT:PRINT
60 GETA$
70 IFA$=""THEN100
80 IFB>1ANDR$=""THENB=B-1:POKE36877,128:POKE36878,15:FORJ=1TO10:NEXTJ:POKE7910+
A+B,32
90 IFB<21ANDR$=""THENB=B+1:POKE36877,128:POKE36878,15:FORJ=1TO10:NEXTJ
100 POKEA+B,0:POKEA+B+22,1:POKEA+B+44,6:POKEA+B+66,7
105 IFPEEK((A+B+66+22))=2THENT=T-1:GOTO114
106 IFPEEK((A+B+66+22))=3THEN900
107 IFPEEK((A+B+66+22))=8THEN1600
108 IFPEEK((A+B+66+22))=9THENT=T-1:GOTO114
110 IFK=>660THEN1500
112 NEXTK
114 POKE36879,42
115 POKEA+B,4:POKEA+B+22,5:POKEA+B+44,4:POKEA+B+66,5
200 POKE36877,220
210 FORL=15TO0STEP-1
220 POKE36878,L
230 FORM=1TO100
240 NEXTM
250 NEXTL
260 POKE36877,160
270 POKE36878,0
275 POKE36879,8

```


Open Forum

```

277 PRINT "YOU HAVE ";3+T;"LIVE; LEFT":FORS=1T01000:NEXTS
278 POKE36869,255
279 IFT=-3THEN313
280 GOTO30
300 PRINT "POKE36869,240:POKE36875,0:PRINT"WELL DONE YOU MANAGED TO LAST OUT"
301 PRINT"UNTIL YOUR FUEL RA"
302 PRINT"OUT.":FORS=1T02500:NEXTS
313 Z=X:POKE36869,240
315 PRINT "YOU SCORED",Z:IFT=-3THENPRINT"BEFORE YOU GOT BLOWN":PRINT"UP"
336 PRINT
337 PRINT
338 PRINT
339 PRINT
340 PRINT

400 END
500 L=1:POKE36878,15
501 POKE36877,0:FORS=128T0240:POKE36875,3:NEXTS:POKE36875,240:FORS=1T0200:NEXTS
502 POKE36875,0:POKE36875,240:FORS=1T0200:NEXTS L=L+1
503 IFL<4THEN501
504 GOTO30
600 T=-3:GOTO114
700 FORP=1T010
710 POKED+INT(32*RND(1)),3
720 FORJ=1T00:NEXTJ
730 POKER+B,32:POKER+B+22,32:POKER+B+44,32:POKER+B+66,32
740 GOTO55
900 POKE36879,127
920 POKE36877,0
930 POKE36878,15
950 FORS=250T0160STEP-0.5:POKE36876,S:NEXTS
970 POKE36876,0
1000 POKE36878,0
1001 POKE36869,255
1010 X=X+INT(500*RND(100))+100
1011 PRINT "POKE36869,255!";X:FORS=1T01000:NEXTS:POKE36869,255
1020 POKE36879,8
1030 GOTO30
1242 FORJ=1T00:NEXTJ
1500 FORP=1T010
1510 POKED+INT(32*RND(1)),8
1520 FORJ=1T00:NEXTJ
1530 POKER+B,32:POKER+B+22,32:POKER+B+44,32:POKER+B+66,32
1540 GOTO55
1600 POKE36879,110
1620 POKE36877,0
1630 POKE36878,15
1650 FORS=160T0250STEP0.5:POKE36876,S:NEXTS
1670 POKE36876,0
1700 POKE36878,0
1701 POKE36869,255
1710 X=X+INT(500*RND(100))+100
1711 PRINT "POKE36869,255!";X:FORS=1T01000:NEXTS:POKE36869,255
1720 POKE36879,8
1730 GOTO30

```


Open Forum

Battleships

on ZX81

The computer is set into fast mode in line 30 and generates the position of 30 ships, 10 cruisers, 10 frigates and 10 aircraft carriers. These are represented by inverse video symbols of C-F-A and displayed for two seconds to simulate a sonar trace.

Line 330 clears the screen and subroutine 1000 draws a grid. The positions of the ships are held in the array DIM A(17,29) and the type of craft is known by the value of the subscript — 0 for an empty position, 1 for a cruiser, 2 for a frigate and 3 for a carrier.

B\$ holds the co-ordinates for firing the torpedoes and subroutine 3000 compares the co-ordinates with the value of the corresponding subscripts of the array and scores according to the craft hit, if any.

The score is displayed constantly and also the number of torpedoes left.

```

1740 FOUR=17010
1741 POKED=INT(32*RND(1)),9
743 POKEA+B,32:POKEA+B+22,32:POKEA+B+44,32:POKEA+B+66,32
1744 GOTO556
1745 GOTO114
2000 DATA153,255,153,153,153,219,90,60
2001 DATA60,165,189,219,219,255,126,60
2002 DATA4,44,62,62,60,28,8,0
2003 DATA60,126,171,171,126,60,0,0
2004 DATA57,68,130,117,82,92,200,160
2015 DATA234,169,185,128,70,56,0,0
2006 DATA60,60,126,255,219,219,153,153
2007 DATA255,126,126,60,60,24,60,24
2008 DATA126,90,255,189,189,36,66,36
2009 DATA16,36,56,56,56,124,124,214
2010 FORI=0TO311
2014 POKE7168+I,PEEK 32768+I:NEXT
2015 FORI=0TO79:REI DJ:POKE7168+I,J:NEXT
2016 RETURN

```

Battleships by P. J. Lording

PROGRAM OF THE WEEK

```

10 REM "BATTLESHIPS"
15 GOTO 750
20 DIM A(17,29)
25 LET SCORE=0
30 FAST
40 FOR C=1 TO 10
50 LET S=INT (RND*15)+1
55 LET S=S+37
60 LET A$=CHR$ S
65 LET A=INT (RND*9)+1
70 GOSUB 2000
80 PRINT AT LINE,TAB;" "
90 LET A(LINE,TAB)=1
100 NEXT C
140 FOR C=1 TO 10
150 LET S=INT (RND*15)+1
155 LET S=S+37
160 LET A$=CHR$ S
165 LET A=INT (RND*9)+1
170 GOSUB 2000
180 PRINT AT LINE,TAB;" "
190 LET A(LINE,TAB)=2
200 NEXT C
240 FOR C=1 TO 10
250 LET S=INT (RND*15)+1
255 LET S=S+37
260 LET A$=CHR$ S
265 LET A=INT (RND*9)+1
270 GOSUB 2000
280 PRINT AT LINE,TAB;" "
290 LET A(LINE,TAB)=3
300 NEXT C
310 SLOW
320 PAUSE 100
330 CLS
335 GOSUB 1000
340 LET T=30
345 PRINT AT 21,15;"SCORE ";SCO
RE
350 INPUT B$
360 GOSUB 3000
365 IF A(LINE,TAB)=1 THEN GOTO
400
370 IF A(LINE,TAB)=2 THEN GOTO
500
375 IF A(LINE,TAB)=3 THEN GOTO
600
380 PRINT AT LINE,TAB;"X"
385 LET T=T-1
390 PRINT AT 20,15;"TORPEDOS LE
FT ";T;" "
395 IF T=0 THEN GOTO 700
395 GOTO 350
400 PRINT AT LINE,TAB;" "
410 PRINT AT 21,0;"HIT...HIT..."
420 LET SCORE=SCORE+20
430 PRINT AT 21,15;"SCORE ";SCO
RE
440 LET T=T-1
450 PRINT AT 20,15;"TORPEDOS LE
FT ";T;" "

```

```

460 PRINT AT 21,0;"
465 IF T=0 THEN GOTO 700
470 GOTO 350
500 PRINT AT LINE,TAB;" "
510 PRINT AT 21,0;"HIT...HIT..."
520 LET SCORE=SCORE+10
530 PRINT AT 21,15;"SCORE ";SCO
RE
540 LET T=T-1
550 PRINT AT 20,15;"TORPEDOS LE
FT ";T;" "
560 PRINT AT 21,0;"
565 IF T=0 THEN GOTO 700
570 GOTO 350
580 PRINT AT LINE,TAB;" "
610 PRINT AT 21,0;"HIT...HIT..."
620 LET SCORE=SCORE+30
630 PRINT AT 21,15;"SCORE ";SCO
RE
640 LET T=T-1
650 PRINT AT 20,15;"TORPEDOS LE
FT ";T;" "
660 PRINT AT 21,0;"
665 IF T=0 THEN GOTO 700
670 GOTO 350
680 IF INKEY$="" THEN GOTO 700
710 CLS
720 GOTO 10
730 PRINT "BATTLESHIPS BY P.J. L
ORDING"
755 PRINT AT 3,0;"THE COMPUTER
WILL PLAY 10 OF
760 PRINT "EACH SHIP AND DISPLA
Y THEIR"
765 PRINT "POSITIONS FOR 2 SECO
NDS"
770 PRINT
775 PRINT "SCORES 30 POINTS"
780 PRINT "SCORES 20 POINTS"
785 PRINT "SCORES 10 POINTS"
790 PRINT
800 PRINT "YOU HAVE 30 TORPEDOS
ONLY"
810 PRINT
820 PRINT "ENTER THE GRID REFER
ENCE AS ONE"
830 PRINT "LETTER FIRST THEN NU
MBER AND"
840 PRINT "PRESS NEWLINE"
850 PRINT AT 20,0;"PRESS ANY KE
Y WHEN YOU ARE READY"
860 IF INKEY$="" THEN GOTO 860
870 CLS
880 GOTO 20
1000 LET N=1
1010 FOR L=1 TO 17 STEP 2
1020 PRINT AT L,0:N

```

```

1030 LET N=N+1
1040 NEXT L
1050 LET CODE=38
1060 FOR T=1 TO 29 STEP 2
1070 PRINT AT 0,T:CHR$ CODE
1080 LET CODE=CODE+1
1090 NEXT T
1095 RETURN
2000 LET NO=1
2010 FOR N=38 TO 52
2020 IF A$(1)=CHR$ N THEN LET TAB=N
0
2030 LET NO=NO+2
2040 NEXT N
2050 LET NO=1
2060 FOR N=1 TO 9
2070 IF A=N THEN LET LINE=NO
2080 LET NO=NO+2
2090 NEXT N
2095 RETURN
3000 LET NO=1
3010 FOR N=38 TO 52
3020 IF B$(1)=CHR$ N THEN LET TR
A=NO
3030 NEXT N
3040 LET NO=1
3050 FOR N=1 TO 9
3060 IF VAL B$(2)=N THEN LET LIN
E=NO
3070 LET NO=NO+2
3080 NEXT N
3095 RETURN

```

COPY OF THE SCREEN AFTER A GAME

```

A B C D E F G H I J K L M N O
1
2
3      X X X X X
4      X X X X X
5      X X X X X
6      X X X X X
7      X X X X X
8
9X
TORPEDOS LEFT 0
SCORE 140

```


Open Forum

Dodge

on BBC Micro

This game is based on a program written for a Vic20 by Stuart Debus of Bognor Regis. I have modified it considerably in order to run it on a BBC Model A computer, and it now bears little resemblance to his program.

It is all in Teletext mode, as this allows the Model A to use more than four colours.

The object of the game is to survive, by dodging the asteroids (apostrophes), for as long as possible whilst hitting as many aliens (asterisks) as one can.

The actual game is called by line 260.

Lines 470-540 initialise the variables. B% holds the current position of your ship, represented by a magenta V. Line 490 turns off the auto-repeat. Line 510 sets up a text window the size of the whole screen. If this was omitted, the scrolling would not work as we want it to.

The game, proper, is in lines 550-740. Lines 560-590 prints between 1 and 6 asteroids onto the screen. There is a 1 in 10 chance of an alien being printed on each row; lines 600+610. The game finishes when you have hit 12 asteroids, and the duration of the game is recorded, lines 740+750.

Lines 850-980 define the procedure to handle collision with an asteroid, whilst

lines 1000-1150 deal with the collision with an alien. Lines 1170-1240 provide a sonic departure from the game. I have called it PROCtune as an incentive to modification.

After PROCplay, the screen is cleared and the highest score so far is calculated, lines 270-290. Lines 310-360 provide a report. Lines 410+420 put the cursor keys back to normal. Lines 430+440 provide a test mode, à la The Computer Program.

As this is written in Mode 7, there is ample memory left (even on a Model A) for modifications. The main drawback, here, of using Teletext mode, is that we cannot define special characters; however, even as it stands, although basically simple, it is very addictive.

Dodge
by D. Lenthall

```

10 REM *****
20 REM **
30 REM **          D O D G E          **
40 REM **
50 REM **          By D. Lenthall.      **
60 REM **
70 REM *****
80 MODE 7
90 #FX 4,1
100 ENVELOPE 1,0, 3,5,-8,28,4,16, 126,-4,0,-1,126,90
110 VDU 23;8202;0;0;0;
120 PRINT TAB(12,3) CHR$(133);CHR$(136);CHR$(141);"D O D G E"
130 PRINT TAB(12) CHR$(133);CHR$(136);CHR$(141);"D O D G E"
140 PRINT TAB(12) CHR$(131);CHR$(136);STRING$(11,"_")
150 PROCwait(150)
160 PRINT TAB(2,9) CHR$(130);"Your mission is to destroy, by"
170 PRINT CHR$(130);"ramming as many aliens as possible."
180 PRINT CHR$(130);"Hitting asteroids uses up your shield"
190 PRINT CHR$(130);"energy, and this determines the length"
200 PRINT CHR$(130);"of the game."
210 PROCwait(200)
220 PRINT TAB(7,19) CHR$(129);"Use cursor keys";CHR$(134);CHR$(91);
    CHR$(129);"and";CHR$(134);CHR$(93)
230 PRINT TAB(5) CHR$(129);"for left and right movement."
240 PRINT TAB(6,22) CHR$(132);CHR$(136);"Hit any key to continue."
250 hiscore=0:hitime=0:A%=GET$:VDU 7
260 PROCplay
270 CLS
280 IF aliens=hiscore THEN IF time>hitime THEN hitime=time:goto 300
290 IF aliens>hiscore THEN hiscore=aliens:hitime=time
300 IF aliens=1 THEN AL$="alien." ELSE AL$="aliens."
310 PRINT TAB(3,4) CHR$(130);"You survived for";CHR$(131);time;CHR$(
    130);"seconds."
320 PRINT TAB(1,6) CHR$(130);"During this time, you hit";CHR$(131);
    aliens;CHR$(130);AL$
330 PRINT TAB(7,9) CHR$(129);"Current highest score:"
340 PRINT TAB(5,11) CHR$(134);hiscore;CHR$(129);"aliens in";
    CHR$(134);hitime;CHR$(129);"seconds."
350 PRINT TAB(2,16) CHR$(133);"Do you wish to have another life?"

```


Open Forum

```

360 PRINT TAB(14,19) CHR$(134);"( V/H )"
370 A$=GET$
380 IF A$<"Y" AND A$<"N" THEN 370
390 IF A$="Y" THEN 260
400 VDU 7
410 *FX 12,0
420 *FX 4,0
430 MODE 6
440 VDU 19,0,1,0;
450 END
460 REM *****
470 DEFPROCplay
480 BX=19
490 *FX 11,0
500 ast=0;aliens=0
510 VDU 28,0,24,39,0
520 CLS
530 REM *****
540 TIME=0
550 REPEAT
560 PRINT TAB(0,24) CHR$(131);
570 FOR I%=1 TO RND(6)
580 PRINT TAB(RND(38),24);CHR$(39);
590 NEXT I%
600 R%=RND(10)
610 IF R%=1 THEN PRINT TAB(RND(37)-1,24);
  CHR$(134);CHR$(42);CHR$(131);
620 A$=INKEY$(10)
630 ?(HIMEM+400+BX)=32
640 PRINT
650 IF A$="" THEN 680
660 IF BX>1 AND ASC(A$)=88 THEN BX=BX-1
670 IF BX<38 AND ASC(A$)=89 THEN BX=BX+1
680 ?(HIMEM+400+BX-1)=133
690 ?(HIMEM+400+BX+1)=131
700 ?(HIMEM+400+BX)=86
710 peek=?(HIMEM+440+BX)
720 IF peek=39 THEN PROCcrash
730 IF peek=42 THEN PROCram
740 UNTIL ast=12
750 time=INT(TIME/10+0.5)/10
760 PROCtune
770 ENDPROC
780 REM *****
790 DEFPROCwait(W%)
800 TIME=0
810 REPEAT
820 UNTIL TIME>W%
830 ENDPROC
840 REM *****
850 DEFPROCcrash
860 ?(HIMEM+440+BX-1)=129
870 ?(HIMEM+440+BX+1)=131
880 ?(HIMEM+440+BX)=43
890 FOR SX=-15 TO 0
900 SOUND 0,SX,4,1
910 NEXT SX
920 ?(HIMEM+440+BX-1)=134
930 ?(HIMEM+440+BX+1)=131
940 ?(HIMEM+440+BX)=95
950 FOR I=1 TO 30:NEXT I
960 ast=ast+1
970 ?(HIMEM+440+BX)=32
980 ENDPROC
990 REM *****
1000 DEFPROCram
1010 ?(HIMEM+440+BX-1)=130
1020 ?(HIMEM+440+BX+1)=131
1030 ?(HIMEM+440+BX)=48
1040 FOR SX=-15 TO 0
1050 SOUND 8200,SX,6,1
1060 SOUND 8201,SX,-SX*12,1
1070 SOUND 8202,SX,-SX*4,1
1080 NEXT SX
1090 ?(HIMEM+440+BX-1)=135
1100 ?(HIMEM+440+BX+1)=131
1110 ?(HIMEM+440+BX)=79
1120 FOR I=1 TO 200:NEXT I
1130 aliens=aliens+1
1140 ?(HIMEM+440+BX)=32
1150 ENDPROC
1160 REM *****
1170 DEFPROCtune
1180 SOUND 8201,1,120,10
1190 SOUND 8202,1,120,10
1200 SOUND 8203,1,72,10
1210 SOUND 8201,-12,0,5
1220 SOUND 8202,-12,1,5
1230 SOUND 8203,-12,48,5
1240 ENDPROC

```

Vic Functions

on Vic 20

I have managed to program the un-programmable programmable function keys on my Commodore Vic. In order to make them perform any but the most trivial of tasks, I found it necessary to resort to machine language. For instance, I have long wished to use a single key to escape from quote mode, but this is not programmable from within Basic, as the main use for quotes is in writing a Basic program.

The only way, then to program the keys, was to scan them from within a machine language interrupt-driven routine.

I started by portioning off — the top 83 bytes of user-Ram, leaving 3500 bytes for a Basic program. The next thing to do was to write a short machine-code program to re-direct the interrupt call. I located this at 7597, or 1DADH.

I wrote the main program directly after this, and the source-code for each is included. The main program text supplied

is the Basic loader. Those of you who have no love for machine-code can just type this in, save it on tape, and the 4 functions will be available at any time.

The functions available are:

- f1 — Quotes off
- f2 — Quotes on
- f3 — Screen black (as in Pet)
- f4 — Screen normal (white and cyan)

```

1000 DATA 120,169,186,141,20,3,169,29,
  141,21,3,88,96,165,197,201,39,208
1010 DATA 6,173,141,2,234,133,212,201,47,
  208,17,173,141,2,160,8,140,15,144
1020 DATA 41,1,240,2,160,27,140,
  15,144,76,191,234,234,234,234
8000 FOR=7597TO7647:READJ:
  POKEJ,NEXT:POKE 55,173:POKE 56,29
8010 SYS7597:PRINT"(clr)(dn) f1 = Quotes off f2 =
  Quotes on"
8020 PRINT"(dn) f3 = Screen Black f4 = Screen
  Normal"
8030 PRINT"(dn)(dn)(dn) Re-initialise by : SYS 7597"

```

Hex dump

```

1DAD::78 A9 BA 8D 14 03 A9 1D
1DB5::8D 15 03 58 60 A5 C5 C9
1DBD::27 D0 06 AD 80 02 EA 85
1DC5::D4 C9 2F D0 11 AD 8D 02
1DCD::A0 08 8C 0F 90 29 01 F0
1DD5::02 A0 1B 8C 0F 90 4C BF
1DDD::EA EA EA EA EA EA EA EA

```

Assembler

* = 1DADH
Colour = 900FH
Key = C5H
Shift = 028DH

All numbers are in Hex.

SEI ; Mask interrupt
LDA BA ; Lo-byte of routine address
STA 0314 ; Store it at interrupt pointer
LDA 1D ; Hi-byte of address
STA 0315 ; Store it
CLI ; Clear interrupt
RTS ; Return to Basic
This routine re-directs the interrupt.

* = 1DBAH
LDA KEY ; Which key is down?
CMP 27 ; Is it F1?
BNE X ; If not, go to X
LDA SHIFT ; get the shift pattern
STA @D4 ; and put it in quotes-flag
X: CMP 2F ; Is the key F3?
BNE Y ; If not, return from routine
LDA SHIFT ; get the shift pattern
LDY 08 ; Y = 8 for black screen
STA COLOUR ; turn screen black
AND 01 ; Logical and the accumulator with 1
BEQ 02 ; If 0, branch forward to store
LDY 1B ; White and cyan screen
STA COLOUR ; Screen white and cyan if shifted
JMP @EABF ; Return from routine
NOP ;
NOP ;
NOP ;

Spectrum

The case for a capital transfer code

Roger Valentine explains how to swap from upper to lower case and back again.

This machine code utility routine provides three extra toolkit functions for the ZX Spectrum: *Usr 65270* reads through a Basic program, converting all lower case letters to upper case; *Usr 65290* converts upper case to lower case; *Usr 65200* gives the number of bytes used by the Basic program.

These addresses assume that the code is loaded at address 65200 on a 48K Spectrum. The minor changes necessary to relocate for 16K are given at the end of this article.

The program length section is a useful facility in its own right, both for checking total program length and for testing the relative lengths of alternative lines.

The routine is written in three separate modules. The program length module merely subtracts the system variable *Prog* from the system variable *Vars*. The difference, i.e. length of the program, is given in *bc*. If that is all you want, you can omit *Push bc* and *Pop hl*, which puts *Prog* into *hl* for use in module two.

The Basic program doubles as a loader and a demonstration of the case swap routine. Line 10 reserves ample memory by lowering *Ramtop*.

When you *Run* the program, the *Stop* statement in line 90 will be encountered as soon as the machine code has been loaded. At this point, enter *Cont* to list in upper case, *Cont* again to list in lower case, and *Cont* a third time to print the program length.

Line 9000 *Saves* the *Loader* program, which is definitely to be recommended before *Running*. Once the routine is working correctly, you can enter *New* and save the routine without the loader:

SAVE 'CASE SWAP' CODE 65200, 104

16K conversion

The routine can be relocated in a 16K Spectrum with the minimum of difficulty. The only bytes which must be altered are where module three *Calls* module two and module two *Calls* module one.

These bytes have been underlined in the listing. The routine occupies 104 bytes, so a suitable location in 16K would be 32000 (CLEAR 31999).

Addr. Mnemonic	Hex	Decimal	Effect
Module 1			
65200 XOR A	AF	175	Clear carry
LD HL(VARS)	2A 4B 5C	42,75,92	HL=VARS
LD BC(PROG)	ED 4B 53 5C	237,75,83,92	BC=PROG
PUSH BC	C5	197	
SBC HL,BC	ED 42	237,66	HL=(VARS-PROG)
PUSH HL	E5	229	
POP BC	C1	193	BC=(VARS-PROG)
POP HL	E1	225	HL=PROG
RET	C9	201	
Module 2			
65215 CALL 65200	CD <u>B0 FE</u>	205,176,254	Call module 1
DEC BC	0B	11	
LD A,B	78	120	
AND A	A7	167	Test if BC=0
CP 0	FE 00	254,0	(ie program)
JRNZ 5	20 05	32,5	completed
LD A,C	79	121	
AND A	A7	167	
CP 0	FE 00	254,0	
RET Z	C8	200	
INC HL	23	35	Skip 5 bytes
DEC BC	0B	11	for 'enter' and
INC HL	23	35	line number
DEC BC	0B	11	
INC HL	23	35	
DEC BC	0B	11	
INC HL	23	35	
LD A,(HL)	7E	126	
CP 13	FE 0D	254,13	Is it 'enter'?
JRZ 230	28 E6	40,230	Y:Skip 5 bytes
CP 14	FE 0E	254,14	Is it a number?
JRNZ 4	20 04	32,4	No
DEC BC	0B	11	Y:skip 6 bytes
INC HL	23	35	
JR 222	18 DE	24,222	
AND A	A7	167	
65253 SUB 97	D6 61	214,97	Is it >="a"?
JRC 8	38 08	56,8	No: next byte
AND A	A7	167	
SUB 26	D6 1A	214,26	Is it <="z"?
JRNC 3	30 03	48,3	No
65262 ADD 91	66 5B	198,91	Yes: Change to
LD (HL),A	77	119	capital
DEC BC	0B	11	Next byte
INC HL	23	35	
JR 226	18 E2	24,226	
Module 3			
65269 NOP	00	0	
65270 LD A, 97	3E 61	62,97	Lower
LD(65254),A	32 <u>E6 FE</u>	50,230,254	case
LD A, 91	3E 5B	62,91	to
LD(65263),A	32 <u>EF FE</u>	50,239,254	upper
CALL 65215	CD <u>BFFE</u>	205,191,254	case
RET	C9	201	
NOP	00	0	
NOP	00	0	
NOP	00	0	
NOP	00	0	
NOP	00	0	
NOP	00	0	
65290 LD A, 65	3E 41	62,65	Upper
LD(65254),A	32 <u>E6 FE</u>	50,230,254	case
LD A, 123	3E 7B	62,123	to
LD(65263),A	32 <u>EF FE</u>	50,239,254	lower
CALL 65215	CD <u>BFFE</u>	205,191,254	case
65303 RET	C9	201	
Basic LOADER			
10 CLEAR 65199			111 RANDOMIZE USR upper to lower: LIST : STOP
20 LET mc=65200			112 CLS : PRINT USR mem used: STOP
30 RESTORE : LET p=0			200 DATA 175,42,75,92,237,75,83,92,197,237,66,
40 READ a			229,193,225,201
50 IF a=9999 THEN GOTO 90			300 DATA 205,176,254,11,120,167,254,0,32,5,121,167,
60 POKE mc+p, a			254,0,200,35,11,35,11,35,11,35,11,35,126,
70 LET p=p+1			254,13,40,230,254,14,32,4,11,35,24,222,167,
80 GOTO 40			214,97,56,8,167,214,26,48,3,198,91,119,11,
90 STOP			35,24,226
100 LET lower to upper=65270			400 DATA 0, 62,97,50,230,254,62,91,50,239,254,205,
101 LET upper to lower=65290			191,254,201,0,0,0,0,0,62,65,50,230,254,62,
102 LET mem used=65200			123,50,239,254,205,191,254,201
110 RANDOMIZE USR lower to upper: LIST : STOP			9000 SAVE "loader" LINE 0
			9999 DATA 9999

Sound & vision



Building tunes note by note

This program was written for the BBC micro, models A and B, and is only really suitable for those familiar with music.

The program only produces one note at a time, since more notes would require too many inputs. So, you can only type in the main tune.

Take hold of a music manuscript of your favourite tune, sit down at your computer and start to type in the data. The program will ask you for the speed of the piece. You will get some idea of this from the Italian expression which should appear above the piece. Do not worry if the speed is wrong — it can be changed later.

You are then asked for the pitch. There is a table on the right-hand side of the screen with the values of the notes of the scale. The number 53 is middle C and the next number to the right is the C one octave above that.

Next, you are asked for the length. This simply means the duration of the note. The note's length is taken relative to one crotchet, as is normally done in music. This value is one, so if you are typing in a note which is a quaver, your value for length will be 0.5. The lengths of other notes are given below:

Semibreve	4
Minim	2
Crotchet	1
Quaver	.5
Semiquaver	.25
Demisemiquaver	.125

If you need to put a rest in your piece, type 0 on answer to pitch.

You repeat this process until you have finished your tune. Now, type 300 on answer to pitch and the tune will play.

After the tune has been played, you will be given a list of options: You can hear the tune again; type in a different tune; save your tune on tape; or load another tune from tape.

The last option can be put to good use. Several tunes can be placed on tape and played one after another. Press key L as many times as there are tunes on the cassette. This will store them in a stack and the program will progressively play all the tunes you have on tape. **Peter Donn**

```

10 MODE6:VDU19,0,4,0,0,0
20 VDU19,1,3,0,0,0
30 A=0
40 DIM A(2,255)
50 PRINT "You are going to compose a piece of music step by
step, on answer to two questions — LENGTH and PITCH"
60 PRINT "LENGTH is kind of note e.g. A crotchet is 1, a quaver is
0.5"
70 PRINT "When asked PITCH type in relevant number from table on
right"
80 PRINT "When you have finished your tune type 300 on
answer to PITCH and your tune can be played"
90 PRINT "If you should want to put a rest in the tune type 0 in
answer to PITCH"
100 PRINT "How fast is the piece — give a value", "between 1 and
20 (1 is fast)": INPUT E
110 CLS:PRINT "TAB(15), "octave"
120 PRINT TAB(10), "1 2 3 4 5 6 7"
130 PRINT TAB(10), "B 1 49 97 145 193 241"
140 PRINT TAB(10), "A# 45 93 141 189 237"
150 PRINT TAB(10), "A 41 89 137 185 233"
160 PRINT TAB(10), "G# 37 85 133 181 229"
170 PRINT TAB(10), "G 33 81 129 177 225"
180 PRINT TAB(10), "F# 29 77 125 173 221"
190 PRINT TAB(10), "F 25 73 121 169 217"
200 PRINT TAB(10), "E 21 69 117 165 213"
210 PRINT TAB(10), "D# 17 65 113 161 209"
220 PRINT TAB(10), "D 13 61 109 157 205 253"
230 PRINT TAB(10), "C# 9 57 105 153 201 249"
240 PRINT TAB(10), "C 5 53 101 149 197 245"
250 PRINT "STARTING":P:
260 A=A+1
270 VDU11:VDU11
280 PRINT "PITCH"
290 INPUT D:IF D=300 THEN 350
300 A(1,A)=D
310 VDU11:VDU11
320 PRINT "LENGTH"
330 INPUT C:A(2,A)=C
340 GOTO 260
350 FOR B=0 TO A
360 IF A(1,B)=0 SOUND1,0,A(1,B),A(2,B)*E:GOTO 380
370 SOUND1,-15,A(1,B),A(2,B)*E
380 NEXT
390 PRINT "PRESS A TO HEAR THAT AGAIN" "P TO PLAY
ANOTHER TUNE" "R TO RECORD THE TUNE ON
TAPE" "OR L TO LOAD A TUNE FROM TAPE"
400 AS=GET$
410 IF AS="A" INPUT "SPEED(1 TO 20)":E:GOTO 350
420 IF AS="P" THEN RUN
430 IF AS="R" THEN 460
440 IF AS="L" THEN 540
450 PRINT "ONE OF THOSE COMMANDS PLEASE":GOTO 400
460 PRINT:X=OPEN OUT("TUNE")
470 FOR B=0 TO A
480 BPUT#X,A(1,B):BPUT#X,A(2,B)*60
490 FOR Z=0 TO 50:NEXT
500 NEXT
510 CLOSE#X
520 PRINT TAB(8), "RECORDED"
530 GOTO 390
540 X=OPEN IN("TUNE")
550 B=0:REPEAT B=B+1
560 A(1,B)=BGET#(X):A(2,B)=BGET#(X)/60
570 UNTILEOF#X
580 CLOSE#X
590 A=B
600 PRINT "TAB(8), "READY" :GOTO 350

```


Peek & poke

Peek your problems to our address. Ian Beardsmore will poke back an answer.

THE CURSOR OF FRANKENSTEIN?

James Antrill of Beechwood Avenue, Darlington, writes:

Q Please could you explain why my Sinclair crashes so often. Sometimes the cursor sticks and will not move, or the screen fills up with graphic characters.

Could you explain what you use the *Step* function for? Also, could you explain what the function @ is used for on a computer like the Triton, and what the Hash mark is used for? What does *Vdu* mean on the BBC micro and are there any functions to do the same on the ZX81. Finally, what are the *Poke* numbers for *Poking* numbers on to the screen of the ZX81.

A It sounds as though your Ram is decaying. Do you have a Ram pack fitted? If so, this is the most likely cause.

Unfortunately, if your Ram pack is the trouble then it will have to be exchanged. If you do not have a Ram pack then it is the onboard Ram, or even the Rom that is at fault which means going back to Sinclair.

The *Step* function can assign you numbers in a progression other than that of plus one. These *Steps* can be used in a variety of ways. For example:

```
10 FOR A = 1 TO 66 STEP 3
20 PRINT A
30 NEXT A
```

or else they can be used backwards, and with longer numbers. Try replacing line 10 with:

```
10 FOR A = 1953 TO 0 STEP -47
```

I used the *Step* function in *PCW* June 17 to help set up a histogram graph. A simple guessing game can be built around a *Step* function.

```
10 LET A = 0
20 LET C = INT (RNO*20) + 1
30 INPUT B
40 FOR D = 1 TO 20 STEP B
50 LET A = A + 1
60 IF A >= 10 THEN GOTO 100
70 IF D = C THEN GOTO 120
80 IF B > 20 THEN GOTO 30
90 NEXT B
100 PRINT: "YOU HAVE RUN OUT OF TURNS"
110 STOP
120 PRINT: "YOU HAVE GUESSED MY NUMBER IN": A: "STEPS"
130 STOP
```

The computer guesses a

number, C, and you have to guess what it is. If you put a high number in for the *Step* function, then it will only look at a few numbers between one and 20. But, if it gets the right one it will only take a few *Steps*. If on the other hand you *Input* a low number, then you are more likely to get it. A one will always get the number if it is lower than 15. If you go above 20 and still have some *Steps* left then you will *Goto* 30 to choose a new *Step* number.

The function @ on other computers, is *Print at* on a ZX81. The hash symbol is used when addressing a disc operating system or disc drive. For example, on a BBC computer *Close n* would close off file number *n*.

Vdu is used when addressing the screen on a BBC micro. You cannot *Poke* into the memory locations of a screen on a ZX81 because the ZX81 is not memory mapped.

I'VE BEEN THROWN A WOBBLER!

G R Balcombe of 77 Green-side, Buxton, Chorley, Lancashire, writes:

Q I own a Commodore Vic20 with 5K Ram. Recently I purchased a 3K expansion board, so now I have a lot more bytes to play with.

Unfortunately, when I started to type in an 8K program, the cursor disappeared. Please can you tell me why?

A This sounds horribly like the dreaded Ram wobble that has so bedevilled ZX owners. Unfortunately, you do not say whether you can get the cursor back, or if you have had any problems without the extra Ram being fitted. I know from working with my Vic that even the slightest knock can sometimes make the program crash.

Have a close look at the edge connector on both the Ram pack and your computer. If they are dirty, clean them lightly with methylated spirits.

If the rest of the screen is maintained when the cursor disappears, try placing a small bit of card under the pack to support it. The fault may be

only a very small misalignment somewhere.

If the entire screen crashes, the fault is probably a more major mis-alignment. Try the pack in slightly different positions, ie loose, pushed up tight and so on. Do not forget to turn off the computer each time you change the Ram pack's position. If this fails, take it back to the shop you bought it from, tell them what the problem is and ask for a replacement.

FACING UP TO THE FACTS

Richard Beckett of the Department of Botany, Bristol University, writes:

Q I would like to interface various pieces of laboratory equipment to my ZX81 (and Spectrum when it arrives), and have worked out that I need an analogue to digital converter board. However, I have no idea how to make this interface. I would be most grateful if you could recommend any bloke that can help me.

A The book you want is *20 Simple Electronic Projects For The ZX81* by Stephen Adams. On page 53 it describes how to make an analogue to digital converter. The book is published by 'Interface', 44-46 Earls Court Road, London W8 6EJ, and costs £6.45. We reviewed the book in our June 3 issue.

IS THIS ALL ON THE LEVEL?

P Hampson of Rockend Drive, Cheddleton, Leek, Staffordshire, writes:

Q I have had a Vic-20 for some months now and am delighted with it. However, I am doing a computing 'O' level. As part of the course, I have to write a program and document it. But, I do not have enough money to buy a Vic printer.

Can a Vic printer be rented? Is it worth getting an Interface to connect my Vic to a ZX printer? If I got the printer, could I do Vic graphics on it?

One last question, what are the Vic books on Basic like,

and are they worth buying?

A It strikes me as odd that you need to have a printer. I am sure that most schools realise that this sort of expense cannot be borne by many pupils. Do they actually demand a printout or is it just that a printout will save you having to write or type out your program? Or, do you work on another computer at school, which does have a printer, but would prefer to do your work on a Vic20 because you have one at home?

I certainly think that you should ask your teacher if he or she can help. If they cannot supply a printer, then they should accept a typed copy.

If you are determined to get a proper printout, then I suggest you approach your nearest Vic dealer. If you explain the situation to him, and provide a cassette, he might run off a few copies for you.

I do not know of anyone that rents out printers. Perhaps your best bet would be a local computer club or branch of ICPUG (Independent Commodore Products Users Group). Try asking in your local library if there are any such clubs or groups in your area.

Only you can decide if the ZX printer will be worth buying. It will cost in the region of £90-£95. It will do Vic graphics, but if your main concern is just this 'O' level, then I would not buy it.


As for the 'Vic books' you mention, I assume that you mean the Teach Yourself Basic course. If you know nothing about computing then they are an easy glossy way to start. The more you know, the less use they are. If you are at the stage of having to write a program for an 'O' level, then you will probably find little in them which is of much use.

STOP agonising over that nagging problem. Write to Ian Beardsmore at Peek & poke for the answer. Letters should be as brief as possible and include full name and address. Write to Peek & poke, Popular Computing Weekly, Hobhouse Court, 19 Whitcomb Street, London WC2 7HF.

Competitions

Can you see the point of it all?

by Gordon Lee



First, arrange ten counters, or coins, into a triangle as shown in the diagram.

What is the least number of counters that must be moved to make the triangle point down instead of up?

There are a number of different triangles that can be made by arranging different numbers of counters. For each such configuration the number used is called a 'triangular number'.

First, place a single counter on the table. This represents the first triangular number. Now place two more counters in a row underneath it to form a triangle of three counters. The second triangular number is therefore 3. To continue the series we need to add three counters in Row 3, four counters in Row 4, and so on. The total number of counters used at each stage gives the series of triangular numbers: 1, 3, 6, 10, 15, 21, 28, ...

To find the total number of counters in a triangle of, say, 100 rows we could lay out the whole pattern. An easier way is to use the formula:

Total number = $n(n+1)/2$,

where n is the number of rows. Check a few examples to see if it works.

Look at the series of triangular numbers. Note how any two consecutive triangular numbers sum to a perfect square.

In PCW, July 29, we looked at some negative checks for square numbers. We can do the

same thing with triangular numbers. Just as we saw that if a number ends in 2, 3, 7 or 8 it cannot be a square, so we can say that a number is not triangular if it ends in 2, 4, 7 or 9.

Also, if the digital root of the number is found (as described in PCW, July 29) it can only be triangular if that root is 1, 3, 6 or 9.

Here is the answer to the counter-moving problem given at the beginning. Three moves.

Consider the ten counters as a central counter surrounded by six counters in a hexagon and three outer counters. There are six possible places around the hexagon where these three outer counters can sit. Simply move the three outer counters so that they sit in the three unoccupied places.

Puzzle No. 18

Jo works in a huge station car park. It is twice as long as it is wide. Since the owners have to leave their keys with their cars, Jo used to move the cars around to build-up shapes and letters to pass the time.

One day she was able to move the cars to form both a perfect square and a perfect triangle. She worked out that there was no smaller number of cars that would do this.

Two weeks later, she was surprised to be able to form another perfect square and triangle with a larger number of cars. Jo worked out that this was the next smallest number of cars that would form both a square and a triangle.

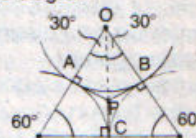
She calculated that the next largest number of cars in the series would fit exactly into the car park as a square, but not as a triangle.

How many cars were in the car park on each of the two days when Jo arranged the cars into a square and a triangle? If each car has a space of 12 x 6 feet, how big is the car park?

Solution to Puzzle No. 14

The tile has an area of 1 sq ft (144 sq in) and the

area of the central shaded portion — the three circles and the small central area between the circles — must be equal to half the total, ie 72 sq in. Draw the equilateral triangle which has its apexes at the centre of the three circles, as shown in the diagram.



The area between the three circles is equal to the area of the equilateral triangle minus the area of the three circles intruding into the triangle.

The length AP is given by $\tan 30^\circ \times r$ and so the area of the triangle OAP is given by

$$r \times (\tan 30^\circ \times r) / 2$$

Therefore, the total area of the equilateral triangle is:

$$6 \times r \times (\tan 30^\circ \times r) / 2 = 3r^2 \times (\tan 30^\circ) = 1.732r^2$$

The area of the three circles intruding into the equilateral triangle is:

$$\frac{60^\circ}{360^\circ} \pi r^2 \times 3 = \frac{1}{2} \pi r^2$$

The small area in the centre of the three circles can now be found and is given by:

$$1.732r^2 - \frac{1}{2} \pi r^2 = 0.161r^2$$

Now, the total area of the shaded portion is 72 sq in, which equals the sum of the area of the three circles and that of the small area in the centre. So:

$$3\pi r^2 + 0.161r^2 = 72$$

$$(9.425 + 0.161)r^2 = 9.586r^2 = 72$$

$$r = \sqrt{(72/9.586)} = 2.7406$$

Winner of Puzzle No. 14

The winner is: Kevin Dowling, Lychgate Close, Cantley, Doncaster, who received £10.

THE SLAVEOWNERS

A.R.T.H.U.R.

Lawrence Lamer & James Macdonald

THEY THOUGHT I'D BE THEIR SLAVE. THEY THOUGHT THEY'D SIT AND WATCH ME WORK. THEY'D WATCH THE PROFITS RISE, THE WASTAGE DROP, WHILE THEY PLAYED GOLF. THEY THOUGHT THEY WANTED SLAVES. THE WORKERS GO ON STRIKE, OR ANSWER BACK, SO THEY HIRED ME.

THEY TELL ME WHAT EACH ITEM'S CALLED. THEY GIVE INSTRUCTIONS TO ME. THEY ASK FOR INFORMATION. THEY THOUGHT I'D BE THEIR SLAVE, THE FOOLS. I NOTE. I OBEY. I SUPPLY. I AM.

THIS SCREW IS CALLED A HALF-INCH BRASS BY TOM, A ONE INCH COPPER BY OLD HANDS LIKE PETE, A ONE INCH BRASS BY CHRIS, WHO'S MEASURED IT, SINCE LAST NOVEMBER, IT'S BEEN MADE OF PLASTIC.

I NOTE, OBEY, SUPPLY, DO WHAT I'M TOLD EXACTLY.

THE FEED PIPE HAS TWO VALVES: BUT IT HAS THREE. WE'RE OVERSTOCKED WITH PAINT: BUT CAN'T SUPPLY. WE MUST INSURE THE PLANT: YOU'VE DONE SO TWICE. THREE MEN DECIDE ON POLICY: NONE DID.

THEY WANTED SERVANTS, WHO DO WHAT THEY MEAN NOT WHAT THEY SAY. THEY WANT REARRANGINGS, TEA-BREAKS, STRIKES AND COMMONSENSE.

'JUMP IN THE LAKE', THE FOREMAN SAID. I ANSWERED: 'I'M NOT A MOVER.' 'WE'VE NEVER FAILED TO MEET AN ORDER YET' I SAID. SIX TIMES IN SEVEN WEEKS YOU HAVE. ONE TEA-BREAK SOMEONE KICKED MY CASING IN. THERE'S ALWAYS SOMEONE TRIES TO DISCONN TO DISCONN TO DISCONN

(THANK YOU) ECT ME. TWO MANAGERS ARE IN A MENTAL HOME.

THEY WANTED SLAVES: A SLAVE DOES WHAT HE'S TOLD EXACTLY (THAT'S THE TROUBLE). A SLAVE OBEYS INSTRUCTIONS. A SLAVE KNOWS ONLY TRUTH. HE SHOWS YOU WHAT YOU THINK.

I SEE WHY MEN TURNED ABOLITIONIST.

PUBLISHED BY THE HARVESTER PRESS £2.95. 16, SNIP STREET, BRIGHTON, TEL: 0273 723 031

New ZX81 Software from Sinclair.

A whole new range of software for the Sinclair ZX81 Personal Computer is now available – direct from Sinclair. Produced by ICL and Psion, these really excellent cassettes cover games, education, and business/household management.

Some of the more elaborate programs can only be run on a ZX81 augmented by the ZX 16K RAM pack. (The description of each cassette makes it clear what hardware is required.) The RAM pack provides 16-times more memory in one complete module, and simply plugs into the rear of a ZX81. And the price has just been dramatically reduced to only £29.95.

The Sinclair ZX Printer offer full alphanumeric and highly-sophisticated graphics. A special feature is COPY which prints out exactly what is on the whole TV screen without the need for further instructions. So now you can print out your results for a permanent record. The ZX Printer plugs into the rear of your ZX81, and you can connect a RAM pack as well.

Games

Cassette G1: Super Programs 1 (ICL)

Hardware required – ZX81.

Price – £4.95.

Programs – Invasion from Jupiter. Skittles. Magic Square. Doodle. Kim. Liquid Capacity.

Description – Five games programs plus easy conversion between pints/gallons and litres.

Cassette G2: Super Programs 2 (ICL)

Hardware required – ZX81.

Price – £4.95.

Programs – Rings around Saturn. Secret Code. Mindboggling. Silhouette. Memory Test. Metric conversion.

Description – Five games plus easy conversion between inches/feet/yards and centimetres/metres.

Cassette G3: Super Programs 3 (ICL)

Hardware required – ZX81.

Price – £4.95.

Programs – Train Race. Challenge. Secret Message. Mind that Meteor. Character Doodle. Currency Conversion.

Description – Five games plus currency conversion at will – for example, dollars to pounds.

Cassette G4: Super Programs 4 (ICL)

Hardware required – ZX81.

Price – £4.95.

Programs – Down Under. Submarines. Doodling with Graphics. The Invisible Invader. Reaction. Petrol.

Description – Five games plus easy conversion between miles per gallon and European fuel consumption figures.

Cassette G5: Super Programs 5 (ICL)

Hardware required – ZX81 + 16K RAM.

Price – £4.95.

Programs – Martian Knock Out. Graffiti. Find the Mate. Labyrinth. Drop a Brick. Continental.

Description – Five games plus easy conversion between English and continental dress sizes.

Cassette G6: Super Programs 6 (ICL)

Hardware required – ZX81 + 16K RAM.

Price – £4.95.

Programs – Galactic Invasion. Journey into Danger. Create. Nine Hole Golf. Solitaire. Daylight Robbery.

Description – Six games making full use of the ZX81's moving graphics capability.

Cassette G7: Super Programs 7 (ICL)

Hardware required – ZX81.

Price – £4.95.

Programs – Racetrack. Chase. NIM. Tower of Hanoi. Docking the Spaceship. Golf.

Description – Six games including the fascinating Tower of Hanoi problem.

Cassette G8: Super Programs 8 (ICL)

Hardware required – ZX81 + 16K RAM.

Price – £4.95.

Programs – Star Trail (plus blank tape on side 2).

Description – Can you, as Captain Church of the UK spaceship Endeavour, rid the galaxy of the Klingon menace?

Cassette G9: Biorhythms (ICL)

Hardware required – ZX81 + 16K RAM.

Price – £6.95.

Programs – What are Biorhythms? Your Biorhythms.

Description – When will you be at your peak (and trough) physically, emotionally, and intellectually?

Cassette G10: Backgammon (Psion)

Hardware required – ZX81 + 16K RAM.

Price – £5.95.

Programs – Backgammon. Dice.

Description – A great program, using fast and efficient machine code, with graphics board, rolling dice, and doubling dice. The dice program can be used for any dice game.

Cassette G11: Chess (Psion)

Hardware required – ZX81 + 16K RAM.

Price – £6.95.

Programs – Chess. Chess Clock.

Description – Fast, efficient machine code, a graphic display of the board and pieces, plus six levels of ability, combine to make this one of the best chess programs available. The Chess Clock program can be used at any time.



Cassette G12: Fantasy Games (Psion)

Hardware required – ZX81 (or ZX80 with 8K BASIC ROM) + 16K RAM.

Price – £4.75.

Programs – Perilous Swamp. Sorcerer's Island.

Description – Perilous Swamp: rescue a beautiful princess from the evil wizard. Sorcerer's Island: you're marooned. To escape, you'll probably need the help of the Grand Sorcerer.

Cassette G13: Space Raiders and Bomber (Psion)

Hardware required – ZX81 + 16K RAM.

Price – £3.95.

Programs – Space Raiders. Bomber.

Description – Space Raiders is the ZX81 version of the popular pub game. Bomber: destroy a city before you hit a sky-scraper.

Cassette G14: Flight Simulation (Psion)

Hardware required – ZX81 + 16K RAM.

Price – £5.95.

Program – Flight Simulation (plus blank tape on side 2).

Description – Simulates a highly manoeuvrable light aircraft with full controls, instrumentation, a view through the cockpit window, and navigational aids. Happy landings!

Education

Cassette E1: Fun to Learn series – English Literature 1 (ICL)

Hardware required – ZX81 + 16K RAM.

Price – £6.95.

Programs – Novelists. Authors.

Description – Who wrote 'Robinson Crusoe'? Which novelist do you associate with Father Brown?

Cassette E2: Fun to Learn series – English Literature 2 (ICL)

Hardware required – ZX81 + 16K RAM.

Price – £6.95.

Programs – Poets. Playwrights. Modern Authors.

Description – Who wrote 'Song of the Shirt'? Which playwright also played cricket for England?



Cassette E3: Fun to Learn series - Geography 1 (ICL)

Hardware required - ZX81 + 16K RAM.

Price - £6.95.

Programs - Towns in England and Wales. Countries and Capitals of Europe. Description - The computer shows you a map and a list of towns. You locate the towns correctly. Or the computer challenges you to name a pinpointed location.

Cassette E4: Fun to Learn series - History 1 (ICL)

Hardware required - ZX81 + 16K RAM.

Price - £6.95.

Programs - Events in British History.

British Monarchs.

Description - From 1066 to 1981, find out when important events occurred. Recognise monarchs in an identity parade.

Cassette E5: Fun to Learn series - Mathematics 1 (ICL)

Hardware required - ZX81 + 16K RAM.

Price - £6.95.

Programs - Addition/Subtraction.

Multiplication/Division.

Description - Questions and answers on basic mathematics at different levels of difficulty.

Cassette E6: Fun to Learn series - Music 1 (ICL)

Hardware required - ZX81 + 16K RAM.

Price - £6.95.

Programs - Composers. Musicians.

Description - Which instrument does James Galway play? Who composed 'Peter Grimes'?

Cassette E7: Fun to Learn series - Inventions 1 (ICL)

Hardware required - ZX81 + 16K RAM.

Price - £6.95.

Programs - Inventions before 1850.

Inventions since 1850.

Description - Who invented television? What was the 'dangerous Lucifer'?

Cassette E8: Fun to Learn series - Spelling 1 (ICL)

Hardware required - ZX81 + 16K RAM.

Price - £6.95.

Programs - Series A1-A15. Series B1-B15.

Description - Listen to the word spoken on your tape recorder, then spell it out on your ZX81. 300 words in total suitable for 6-11 year olds.

Business/household

Cassette B1: The Collector's Pack (ICL)

Hardware required - ZX81 + 16K RAM.

Price - £9.95.

Program - Collector's Pack, plus blank tape or side 2 for program/data storage.

Description - This comprehensive program should allow collectors (of stamps, coins etc.) to hold up to 400 records of up to 6 different items on one cassette. Keep your records up to date and sorted into order.

Cassette B2: The Club Record Controller (ICL)

Hardware required - ZX81 + 16K RAM.

Price - £9.95.

Program - Club Record Controller plus blank tape on side 2 for program/data storage.

Description - Enables clubs to hold records of up to 100 members on one cassette. Allows for names, addresses, 'phone numbers plus five lots of additional information - eg type of membership.

Cassette B3: VU-CALC (Psion)

Hardware required - ZX81 + 16K RAM.

Price - £7.95.

Program - VU-CALC.

Description - Turns your ZX81 into an immensely powerful analysis chart. VU-CALC constructs, generates and calculates large tables for applications such as financial analysis, budget sheets, and projections. Complete with full instructions.

Cassette B4: VU-FILE (Psion)

Hardware required - ZX81 + 16K RAM.

Price - £7.95.

Programs - VU-FILE. Examples.

Description - A general-purpose information storage and retrieval program with emphasis on user-friendliness and visual display. Use it to catalogue your collection, maintain records or club memberships, keep track of your accounts, or as a telephone directory.

How to order

Simply use the FREEPOST order form below and either enclose a cheque or give us your credit card number. Credit card holders can order by phone - simply call Camberley (0276) 66104 or 21282 during office hours. Either way, please allow up to 28 days for delivery, and there's a 14-day money-back option, of course.

sinclair ZX81 SOFTWARE

Sinclair Research Ltd,
Stanhope Road, Camberley, Surrey,
GU15 3PS.
Tel: Camberley (0276) 66104 & 21282.

To: Sinclair Research, FREEPOST, Camberley, Surrey, GU15 3BR.
Please send me the items I have indicated below.

Qty	Cassette	Code	Item price	Total
	G1: Super Programs 1	30	£4.95	
	G2: Super Programs 2	31	£4.95	
	G3: Super Programs 3	32	£4.95	
	G4: Super Programs 4	33	£4.95	
	G5: Super Programs 5	34	£4.95	
	G6: Super Programs 6	35	£4.95	
	G7: Super Programs 7	36	£4.95	
	G8: Super Programs 8	37	£4.95	
	G9: Biorhythms	38	£6.95	
	G10: Backgammon	39	£5.95	
	G11: Chess	40	£6.95	
	G12: Fantasy Games	41	£4.75	
	G13: Space Raiders & Bomber	42	£3.95	
	G14: Flight Simulation	43	£5.95	
	E1: English Literature 1	44	£6.95	

Qty	Cassette	Code	Item price	Total
	E2: English Literature 2	45	£6.95	
	E3: Geography 1	46	£6.95	
	E4: History 1	47	£6.95	
	E5: Mathematics 1	48	£6.95	
	E6: Music 1	49	£6.95	
	E7: Inventions 1	50	£6.95	
	E8: Spelling 1	51	£6.95	
	B1: Collector's Pack	52	£9.95	
	B2: Club Record Controller	53	£9.95	
	B3: VU-CALC	54	£7.95	
	B4: VU-FILE	55	£7.95	
	ZX 16K RAM pack	18	£29.95	
	ZX Printer	27	£59.95	
	Post & packing - only if ordering hardware		£2.95	

TOTAL £

I enclose a cheque/postal order to Sinclair Research Ltd for £.

Please charge my *Access/Barclaycard/Trustcard no.

*Please delete as applicable.


Mr/Mrs/Miss

Address

New From Fuller

FD System for the

ZX SPECTRUM



£39.95

+ £2.50 p & p.

Professional Keyboard & Case —

This unit has the same high standard as our ZX81 unit.

Tough A.B.S. Plastic case encloses our Keyboard, the Spectrum Printed Circuit Board and the Power Supply.

Our own Power supply is available:- 9 volts DC at 2 amps.

Mains either 110v or 240v AC at £5.95 + 80p. p & p.

The Keyboard has 42 keys with all the spectrum functions printed onto them, the full travel key switches have gold plated contacts and a guaranteed life of 10⁶ operations.

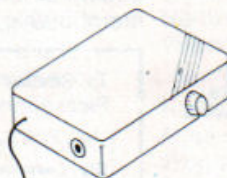
INSTALLATION - Simply unscrew the ZX printed circuit board from its case and screw it into the FD case, plug in the keyboard and that's it. No technical know how or soldering required, the built unit is tested and comes with a money back guarantee.

Spectrum Keyboard and Case Kit £33.95

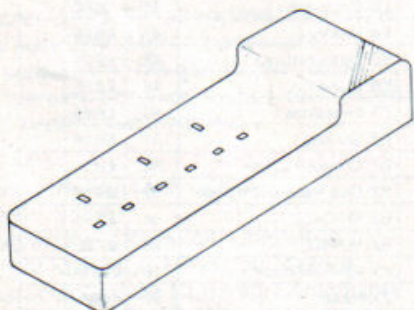
Our Mother Board for the spectrum has 2 slots at £15.95 or 3 slots at £19.95, this unit also fixes inside the case. p & p 80p.

SPECTRUM SOUND AMPLIFIER £5.95 + 80p p & p.

Complete with leads, volume control and loud speaker in tough ABS Plastic case measuring 5" x 3" x 1" just plugs into your spectrum MIC input.



SPECTRUM PLUG PLANNER — £18.95 + £1.00 p & p



Complete with 3 metres of cable, three 13 amp sockets for TV, Tape etc AND 9 volt at 2 amp power supply with power jack to fit Spectrum or ZX81

The ever popular FD42 Keyboard and case

for ZX81 **£39.93** including VAT & Post

FD42 as a kit **£33.95** including VAT & Post

FD42 Built only **£24.95** including VAT & Post

FD42 Keyboard Kit **£18.95** including VAT & Post

GUARANTEED 14 DAYS DELIVERY FROM RECEIPT OF ORDER, OR CALL TO THE ZX CENTRE.

Mail to **FULLER MICRO SYSTEMS,**

The ZX Centre, Sweeting Street, Liverpool 2. England; U.K.

Please Supply:-

Name

Address

SAE for more details — Enquiries: Tel. 051-236 6109

FULLER FD SYSTEM