

SOFTWARE FROM BETASOFT

GAMES MASTER FOR THE SAM COUPE:

At last YOU can create stunning games and demos for the Coupe, with fast, smooth, animated sprites, complex sound effects, missiles, platforms, lifts, detailed backgrounds etc. No programming expertise required! Most of a game's design is specified by the menu-driven editor, which lets you edit graphics, animation, movement, sprite collision actions, sound effects, masking, control keys etc. A simple but very fast compiled language controls some features. A complex demo with animated bouncing sprites passing over and under each other, in front of a background, can be written with just a few commands to start the sprites off. (Once started, the sprites can act by themselves.) The editor produces stand-alone ROM-independent CODE programs that are free from any copyright restrictions - so you can sell your masterpiece! Impressive demonstration programs and an extensive sprite library are included to get you started. Backgrounds and sprites can also be grabbed from any Mode 4 screen and edited.

SIX SPRITE PLANES PLUS BACKGROUND
BIG SPRITES - UP TO A THIRD OF THE SCREEN AREA
TRUE COLLISION DETECTION ON SPRITE EDGE
SMOOTH, FAST PIXEL MOVEMENT OVER 100 ON-SCREEN SPRITES
POWERFUL EASY TO USE EDITOR COMPILED CONTROL LANGUAGE
COMPLEX MOVEMENT PATTERNS AND ANIMATION SEQUENCES
STEREO SPRITE-FOLLOWING SOUND EFFECTS

Written by Dr Andy Wright, author of the Sam ROM, MASTERDOS and MASTERBASIC, the program works with 256K or 512K RAM and ROM 2.0 and above. A comprehensive manual is included.

GAMES MASTER COSTS JUST £24.99 INCLUSIVE OF POSTAGE AND PACKING (ADD £1 IF OUTSIDE EUROPE). SPECIAL PRICE TO INDUG MEMBERS: £22.50 (QUOTE MEMBERSHIP NUMBER)

NEW !! Secrets of the SAM ROM revealed! The complete ROM 3 source listing on disk, extensively commented by the programmer, Andy Wright. Addresses and memory contents are included to make comparison with the actual ROM easy. The viewing program lets you move lightning-fast through the listing with various step sizes, perform searches, or list any part to a printer or (with MasterDOS) a disk file. A must for the serious SAM user! Just £9.95.

FILE MANAGER - The flexible file program. Files up to 780K. Requires MasterDOS and MasterBasic v1.7 or later (updates are free if you return your original disk. Enclose an SAE if you're not buying anything.) £12.99

MasterDOS - The DOS for the serious user. Faster, easier to use and more reliable than SAMDOS. Now available EXCLUSIVELY from BETASOFT. Offers RAMdisk and clock/calendar support, subdirectories, BACKUP, serial and random access files, multi-sector READ and WRITE AT, and much more! £15.99.

MasterBASIC - The much-praised SAM Basic extension adds many new commands for graphics, sound, printing, data-handling, improving DOS, searching and editing programs, etc. £15.99.

STILL AVAILABLE: Beta DOS for the PLUS D. More files per disk, much faster, random-access files, file compression, BACKUP and many other features. Fully compatible with existing disks and files. Only £9.95.
BETA BASIC for the Spectrum (48K/128K+/+2) adds over 100 new commands and functions to Spectrum Basic. Versions available for Disciple/D, Discovery, or Tape/Microdrive. A classic for just £15.95!


Prices include P & P. Make cheques and postal orders payable to:
BETASOFT, 24 WYCHE AVENUE, KINGS HEATH, BIRMINGHAM, B14 6LQ

Vol.7 Nº1.

September 1993.

FORMAT

FOR SPECTRUM AND SAM USERS



Well, Maybe Not *Quite* That Old...
But It Is Our Birthday.

£1.25 (UK R.R.P.)

ISSN 0963-8598.

B.G.SERVICES

64, Roebuck Road, Chessington, Surrey, KT9 1JX. Tel: 081-397-0763.

SPECTRUM PRODUCTS

- +2A MOD KIT** Converts a black +2A into a genuine +2 with TWO expansion ports. This allows the PLUS D to operate properly. Includes replacement ROM, two port FIXER2 and full fitting instructions + manual updates.
- THE FIXIT** Converts the +3 and +2a expansion port so that some 48K add-ons will work.. Single port version **£9.50**, double port version **£10.50**.
- VTX5000** **SPECIAL OFFER** - V23 direct connect modem with viewdata software in ROM. Version for 48K or gray +2 (+2A/+3 users need FIXIT) - **£10**.
- PD TAPE 01** Comms software for VTX5000, VTX711 and RS232s. **ONLY £1.50**.
- Dr. SCROLL** Scrolling software for VTX5000. **£4.00**.
- MEMBRANES** Spectrum 48K (rubber type) keyboard membranes. **£5.00**.
- +3 PD TAPE** +3 Utilities. Side 1 +3DOS. Side 2 CP/M files. **£1.50**.
- OUTLET** Disc magazine for DISCiPLE/PLUS D or +3 (state). Sample Issue **£2.00**

SAM PRODUCTS

- SAMPLIFIER** Stereo Amp powered from SAM. Drives speakers or head-phones. Plugs into light-pen socket. Amplifier alone **£20**. Speakers **£5**.
- PRO-DOS** Allows you to run CP/M 2.2 programs on SAM. **£27**.
- PRO-DOS PDI** PD programs to use with PRO-DOS **Only £1**
- THE P.A.W.** The Professional Adventure Writing for PRO-DOS. **£16.50**
- CP/M MANUALS** Genuine CP/M 2.2 DR Manuals **£6.50**
- DAY DREAM** Graphic Adventure for SAM **£4.50**

□ TURN YOUR PC INTO A SPECTRUM - NEW VERSION □

Spectrum 128K with Interface 1 and Microdrives. All emulated on your PC. Unregistered copy **£2.50** Registered version **£15**. (Registration gives DISCiPLE/PLUS D disc reader and design for tape input interface.)

□ RIBBON RE-INKING SERVICE □

Star, Citizen and other standard fabric ribbons re-inked for £1.50 each + return postage.

Please allow 28 days for delivery. All prices include UK postage and packing. Overseas customers please add £2 on modems; PRO-DOS and +3 CP/M, add £1 on all other items. Please make cheques/postal orders payable to B.G.Services.

BGS-L5

CONTENTS

Vol.7 N°1.

September 1993.

♦ News On 4	4
♦ The Editor Speaks	5
♦ Short Spot	7
♦ SAM MOUSE REVIEWED	15
♦ I Had A Dream	17
♦ Machine Code Without Tears - Part 20	19
♦ The Help Page	27
♦ Your Letters	31
♦ Easy Printer Control On Sam	37
♦ Small Ads	38
♦ FORMAT Readers Service	39

THIS MONTHS ADVERTISERS:-

BETASOFT	Back Cover
B.G.SERVICES	2
BLUE ALPHA ELECTRONICS	30
FLEXIBASE SOFTWARE	30
FRED PUBLISHING	16
KOBRAHSOFT	10
REVELATION SOFTWARE	26
RICHARDSON & CO	28
S.D.SOFTWARE	6
STEVE'S SOFTWARE	20 & 21
WEST COAST COMPUTERS	36

FORMAT ISSN 0963-8598

© Copyright 1993 FORMAT PUBLICATIONS. All Rights Reserved.

No part of this publication may be reproduced, in any form, without the written consent of the publisher. The purchaser of this magazine may copy program material published herein for his or her own personal use and provided that any such programs are erased if and when the purchaser disposes of this magazine in any way. While every effort is made to ensure accuracy in FORMAT the publisher will not be held liable for any errors or omissions.

FORMAT is published by FORMAT PUBLICATIONS.

34, Bourton Road, Gloucester, GL4 0LE, England.

Telephone 0452-412572. Fax 0452-380890.

Printed by D.S.Litho. Gloucester. Telephone 0452-523198.

NEWS ON 4

THE LAST YS

Well, the last *Your Sinclair* has come and gone, but not all over the country. The September issue, the final one to be published by Future Publishing, seems to have suffered from even worse distribution than usual with many parts of the country (including Gloucester) still not seeing copies long after it appeared elsewhere.

This now leaves **FORMAT** as the only widely available printed magazine for Spectrum and Sam users left.

CHOSE YOUR SEX

Now it is true to say that most games are written by men, about men, and for other men to play. Sad though this may be it is a fact of life (one my mum did not tell me about when I was growing up).

But FRED Publishing have just launched a game that breaks the mould - *The Witching Hour* - a game where you chose the gender of the main character. OK, so you ladies have to put up with playing the part of a witch called Gretta (and a not very glamorous witch at that) but you can't have everything. If you play the male option then you answer to the name Beardy (which I think is a totally unwarranted slur on us bearded men. Ed.)

The game, for 512K Sams only, can best be described as a graphic adventure. You move around very colourful screens picking up and using objects in your quest. The game was written using the *GamesMaster* system and is, as far as I know, the first commercial release of a game written that way. If *The Witching Hour* is anything to go by then we should

be seeing many more programs written with *GamesMaster* in the future.

The game costs £4.99 (£4.50 to Fred or Format subscribers) and is available now from Fred Publishing in Dundee. At that price it is a must.

FASTER +3 BASIC

+3 Users can now get a faster Basic for their machine. Called MALLARD BASIC it is produced by Locomotive Software, the company who did so much for Amstrad's PCW computers.

OK, it is not new, but users have had difficulty in getting copies for some time. Now B.G.Services have obtained stocks (and say they can get more when they need them) so +3 users can upgrade whenever they want.

Sold as a complete package of CP/M PLUS and MALLARD BASIC it will set you back £29.95 plus postage (£1.50 in the UK). But considering Locomotive claims it is five times faster than normal Spectrum Basic, and coupled with the CP/M Plus which gives you access to a wide range of programs from other Z80 based computers, it could turn out to be the best £30 you ever spend on your +3.

Contact B.G.Services for more details.

AMSTRAD'S SPANISH FLY

Amstrad have flown the coup and closed down its Spanish Subsidiary writing off at least £25 million in the process. Founded in 1987, Amstrad Espana boomed early on, but failed the test of time.

URGENT we need your news. Anything you think other people should know about. Each item printed earns the contributor 3 months extra subscription (please claim when next renewing).

The Editor Speaks

Welcome to the first issue of Volume SEVEN, a very special issue in many ways. Of course it is the start of the new **FORMAT** year which is always nice, but more importantly it marks the retirement of an old friend - my BBC'B'. We have been together since 1984, when I purchased it to play *Elite*, and it has been a good workhorse. The very first issue of **FORMAT**, the Intro issue that Rockfort/MGT helped distribute to early DISCiPLE owners, was produced on it using a very crude Page-Maker program. The early volumes of **FORMAT** were type-set on the Beeb and printed with a slow (and very noisy) daisywheel printer. In more recent years a 48 pin ink-jet and then a laser printer took over - but the Beeb kept going.

Well now the typesetting and layout will be done on an IBM clone (I don't like to call them PCs because all home computers are Personal Computers). It will allow us to produce even better output and will cut down on a lot of the manual pasting up of copy to go to the printers each month.

It will take us a few months to get everything fully sorted out - so some readers favourite items might not be in this issue - but we will get there soon.

Well, if you are reading this it means Jenny got back from her holiday (cos if she didn't get back this issue would never have got to the printers. Two weeks without her - how did I survive?)

Last month we announced the date for the Gloucester Gathering - remember it is on Saturday 13th November and I will print a map in the November issue. It is not an all-ticket affair but the space in the hall is limited and priority will be

given to ticket holders (and anyway, if you order your tickets in advance you save money).

While there will be as many trade stands as we can fit in, this is primarily a get-together for Spectrum and Sam owners. We hope to have several people who will be available to demonstrate things and run little work-groups but it is obviously a little early to list the day's activities here. There is a large car-park, good bus service and nearby pub with reasonable grub. So it should be a good day for everyone. Remember tickets will cost £2 on the door or £1.50 if ordered in advance. There will also be a family ticket (for two adults and any number of kids [under 16s]) priced at £5 (£4 in advance). To order tickets send a cheque and an SAE for your tickets to be returned in.

We look forward to seeing lots of you in Gloucester on the day. If this one is successful then we may hold others.

There is a definite shortage of Spectrum software these days. I regularly have members on the phone trying to track down particular programs. In the past I have always advised people to go along to shows but software is drying up there as well. If any of you know of companies still producing Spectrum software then let me know. A list of company names and addresses could then be made available to anyone who is interested. We are also on the look-out for software to re-publish through the *FRS* page. It is up to us all to keep the Spectrum alive - it is far to good a machine to die.

Until next month.

Bob Brenchley, Editor.

SD Software

Quality Serious Software For Spectrum & Sam Coupé

SPECMAKER The simplest Spectrum emulator on the market for SAM. 1000s of 48K programs work without the need for any conversion. Most other programs need only minor changes. All the extra SAM keys work in Spectrum mode. Uses SAM's parallel printer port and up to 360K of SAM's memory as a RAMDISC. Plus D, DISCiPLE and Opus discs* can be loaded into SPECMAKER and saved to SAM disc. Can now convert files between Messenger and SPECMAKER format and so save on valuable disc space. Now comes with pre-converted Spectrum ROM image - no need to have a Spectrum available anymore. Supplied on 3½" disc.

*Requires MasterDos and MasterBasic to use Opus single density discs

PC-SUITE From the same author as SPECMAKER. Now you can transfer your IBM data files by reading and writing IBM discs (720K format) on your SAM Coupé. PC-SUITE will even let you format IBM discs on your SAM. Write and edit SAM Basic programs on your PC. Use PC-SUITE to copy SAM data files to PC so you can print them on that high quality laser printer at work...

nb. This is not a PC emulator.

As used by Format Publications to transfer articles/programs for this mag.

SPECFILE+ Now a Spectrum data filing program that never gets out of date. Specfile+ holds a massive 28K of data and, by using compression makes it seem like much more. Free-format style means no complicated file design before you get started. Very fast CASE selective and complex searches. Designed to be extended - so it grows as you do. Works with PLUS D, DISCiPLE or under SpecMaker on SAM. This program is a must for anyone with data to store. Special +3 version also available on 3"

UNIDOS version 2 of the incredible new DOS from Steve Warr for the PLUS D and DISCiPLE. Same DOS system file for BOTH interfaces. Random Access Files; Sub Directories; Hundreds of file on one disc; Hidden files; Protected files; Copy files of ANY length; incredibly versatile Screen Dump routines; Error Trapping and MANY more features. Compatible with all Spectrums (+2a/+3 in 48K mode). Over 20 programs now included on the disc.

State DISCiPLE or PLUS D on order

PRICES:	Non Members	INDUG Members
Specfile +	£12.95	£9.95
UNIDOS	£25.95	£19.95
Createfile Manual	£6.50	£5.50
SpecMaker	£12.95	£9.95
PC Suite	£25.95	£19.95
IBU* / SAM IBU	£4.90	£3.50
DBU*	£5.50	£4.00
File Convertor*	£5.30	£4.00
Hacker's Workbench*	£9.90	£8.50

* GDOS programs still available

Please add £0.50 postage (£1.20 outside UK)

Spectrum Owners

Don't forget to say if ordering for PLUS D or DISCiPLE and state disc size - 3½" or 5¼" (80 track only).

INDUG MEMBERS

Don't forget your membership number if claiming discount.

S.D. Software,
70, Rainhall Road,
Barnoldswick,
Lancashire,
England, BB8 6AB.

SHORT SPOT

YOUR HINTS, TIPS AND PROGRAMMING IDEAS

Edited By:- John Wase.

God bless my soul: it's Short Spot time again. A brief, nagging phone call from our Editor last night alerted me yet again to the fact that I'd not completed the text, and he was ready to go to the printer. Bob also, quite rightly, is complaining that I have too many long programs and not enough short ones - we're short of real Short Spots, folks. Let's have some: real shorties, so that we can get lots of different contributors into these columns.

Anyway, I wrote that last month, dashed off, late at night to pop it in our local post box, then phoned Bob. "It will be there Friday morning" said I.

Well it wasn't... It got there Thursday, the following week - minus the stamps I had so carefully stuck on, and labeled "48 pence to pay". Nuff said.

So, here's this month's first item, hot off the press a month ago.

"Ding dong bell; pussy's in the well. Just put some Izal down, and never mind the smell..."

What's he on about? Poetry; that's what it is. Roy Burford, a frequent contributor, was asked by his son-in-law, a C64 fan, to sort problems in this published program. So it got converted to the Spectrum as well, of course; the problem of space-padded string arrays was solved by Roy's space-stripping subroutine. It's not up to Dylan Thomas' standard, or Kipling for that matter, but maybe Ogden Nash would have chuckled at some of its efforts. Cummings

certainly would. Give it a whirl!

```

1 REM Clifford & Mark Ramshaw
  Commodore 64 Games Book.
  Melbourne House. 1983. p18.
2 REM Revised first to Radio
  Shack TRS-80-II, now to ZX
  Spectrum+ 128K by B.C.R.Bur
  ford 270293.
10 REM ***Poetry***
20 DIM j$(10,3,15): DIM v$(10,
  3,15): FOR i=0 TO 9
30 READ j$(i+1,1),j$(i+1,2),j$
  (i+1,3),v$(i+1,1),v$(i+1,2)
  ,v$(i+1,3): NEXT i
32 INPUT "Screen(2) or Printer
  (3)";o$
33 IF o$<>"2" AND o$<>"3" THEN
  GOTO 32
35 LET o=VAL o$
37 IF o=3 THEN PRINT "Printer
  ready? Y/BREAK:" : PAUSE 0
40 PRINT #o; TAB 8;"***Poetry*
  ***"
55 LET fl=0: LET mo=INT (RND*3
  )+1
60 FOR i=1 TO 4+INT (RND*4): L
  ET v=INT (RND*10)+1
65 LET j=INT (RND*10)+1: IF j=
  v THEN GOTO 65
70 LET s=j$(j,mo): GOSUB 600:
  LET k$=c$
75 LET s=v$(v,mo): GOSUB 600:
  LET w$=c$
77 GOTO 80+INT (RND*11)*10
80 PRINT #o;"The ";k$;" man ";
  w$;" beguiled her": GOTO 50
  0
90 PRINT #o;"A ";k$;" woman en
  chanted me with ";w$;" blin
  king eyes": GOTO 500
100 PRINT #o;"In ";w$;" keeping
  with her ";k$;" vows": GOT
  O 500
110 PRINT #o;"Alas, she must ";
  w$;" leave his ";k$;" prese
  nce": GOTO 500
120 PRINT #o;"A breath of ";k$;
  " air ";w$;" rustled in the
  
```

```

trees": GOTO 500
130 PRINT #0;"Another ";k$;" da
y ";w$;" ended": GOTO 500
140 PRINT #0;"The ";k$;" hills
marched ";w$;" across the h
orizon": GOTO 500
150 PRINT #0;"and then:": GOTO
500
160 PRINT #0;"The ";k$;" bell t
olled ";w$;" once again": G
OTO 500
170 PRINT #0;"The ";w$;" ";k$;"
human arrived": GOTO 500
180 PRINT #0;"Life ";w$;" dawne
d on the ";k$;" universe"
500 NEXT i: IF f1=0 AND RND>.5
THEN LET f1=1: GOTO 60
502 PRINT "'Another? Y/N: "
503 LET a$=INKEY$
505 IF a$="n" OR a$="N" THEN ST
OP
510 IF a$=" " THEN GOTO 503
515 PRINT #0;": GOTO 40
600 REM Strip trailing spaces
610 FOR s=4 TO LEN s$
620 IF s$(s)<>" " THEN GOTO 640
630 LET c$=s$( TO s-1): LET s=L
EN s$
640 NEXT s
650 RETURN
1000 DATA "sorrowful","apathetic
","joyful","sadly","careles
sly","happily"
1005 DATA "putrid","odourless","
scented","foully","carefull
y","sweetly"
1010 DATA "boring","enlightening
","interesting","tirelessly
","effortlessly","easily"
1015 DATA "ugly","plain","beauti
ful","clumsily","gracefully
","gently"
1020 DATA "fat","thin","lean","n
oisily","quietly","loudly"
1025 DATA "apathetic","ordinary
","super","pathetically","su
perbly","excellently"
1030 DATA "irritating","calming"
","exciting","sharply","cool
y","excitedly"
1035 DATA "tortuous","hating","l
oving","contemptuously","lo
vingly","caringly"
1040 DATA "dying","living","newl
y-born","painfully","wildly
","fitfully"
1045 DATA "stupid","ignorant","i
ntelligent","foolishly","in
telligently","wisely"

```

Typed it in, yet? Run it? Awful, aren't they. And there are 49 lines of Basic. Well, here's a competition. You've got 20 brief Basic lines. Write a better one. The winner will receive a years extension to their membership plus any two items from the FRS page. [OK John, bunkrupt me, see if I care. Ed!]. Entries in to me, marked *Poet's Compo*, by 15th October. Then I will try to get the result into the December issue.

Hands up if you've got a thermal printer. Roy has. He's got the SERIAL 8056 thermal printer, which has featured in this column before. Well, in this one, anyway, Fax paper works just as well as the special thermal paper. Better, in fact, because the print's darker. It's just that it costs about a third as much! Pretty good, Roy, and many thanks. Wonder if one could saw up a fax roll with a bandsaw (it makes a fairly clean job) and use it with one of those little ZX substitutes? Wonder how it would work in the Brother thermal printer? Anyone like to report?

Now some stuff from a Mr J.Smith. I haven't the faintest idea where he's from (he sent the stuff to Bob, who sent it on), but there's a hundredweight of goodies in the bag. He's been thumbing through the pages of *Popular Computing Weekly* between 1984 and 1989, and there's a tape and a disc. The tape contains original Spectrum programs; the disc, programs modified for SAM. **FORMAT** Reader Jim Collins (Your Letters, Vol 6, N° 2, Oct '92, pages 34-35) mentions a diver and a shark: maybe the oddball *Squids-in* is the answer to his query.

```

10 REM definitions
15 MODE 1: CSIZE 8,8
16 POKE SVAR 618,0
20 LET dart=10: LET score=0
30 GOSUB 1200: REM title
40 GOSUB 1300: REM instructio

```

```

ns
50 GOSUB 200: REM characters
60 GOSUB 300
70 LET pl=0: GOSUB 400
80 IF dart>0 THEN GOTO 60
90 PRINT AT 19,7;"Your score
is ";score
100 PRINT AT 21,2; "Another ga
me?Press y or n"
110 LET k$=INKEY$: IF k$=" " TH
EN GOTO 110
120 IF k$="y" OR k$="Y" THEN L
ET dart=10: GOTO 60
125 IF k$="y" OR k$="Y" THEN PRI
NT AT 21,0;"
": PRINT
#0; TAB 2;"I've had enough
of this game": PAUSE 50
130 STOP
200 FOR A=0 TO 7: READ d,e,f,g
210 POKE UDG CHR$ 162+a,d
220 POKE UDG CHR$ 156+a,e
230 POKE UDG CHR$ 147+a,f
240 POKE UDG CHR$ 159+a,g
250 NEXT A: RETURN
300 BORDER 1: PAPER 1: CLS
310 LET x=30: LET y=12
320 PRINT AT y,x; PEN 6;CHR$ 1
62
330 LET a=1: LET d=12: LET b=2
340 PRINT AT d,a; PEN 7;CHR$ 1
56
350 RETURN
400 GOSUB 600: IF x<2 THEN GOT
O 650
405 IF d<1 THEN LET d=1
406 IF d>20 THEN LET d=20
410 IF INKEY$="u" THEN PEN 1:
PRINT AT d,a;CHR$ 156: LET
d=d-1: PEN 7: PRINT AT d,
a;CHR$ 156
420 IF INKEY$="d" THEN PEN 1:
PRINT AT d,a;CHR$ 156: LET
d=d+1: PEN 7: PRINT AT d,
a;CHR$ 156
430 IF ABS x+y-a-d<2 THEN GOSU
B 700: GOTO 540
440 IF INKEY$=" " THEN GOTO 400
450 LET dart=dart-1
460 LET b=b+1
470 IF ABS (x-a)<2 AND ABS (y-
d)<2 THEN GOSUB 700: GOTO
540
480 IF ABS (b-x)<2 AND d=y AND
b<31 THEN GOSUB 900: GOTO
540
490 PRINT AT d,b; PEN 2;CHR$ 1
47
500 PRINT AT d,b-1; PEN 1;CHR$

```

```

147
510 GOSUB 600: IF x<2 THEN GOT
O 540
520 IF b1 THEN GOTO 460
530 IF pl=0 THEN GOSUB 800
540 RETURN
600 PRINT AT y,x; PEN 1;CHR$ 1
62
605 PAUSE 2
610 LET R=1
620 LET j=RND: IF j<0.5 THEN L
ET R=-1
630 LET x=x-1: LET y=y-R: IF y
>20 THEN LET y=20
635 IF y<2 THEN LET y=1
640 PRINT AT y,x; PEN 6;CHR$ 1
62
650 RETURN
700 PRINT AT d,b-1; PEN 1;CHR$
147: PRINT AT y,x; PEN 1;
CHR$ 162: PRINT AT d,a; PE
N 6;CHR$ 162: FOR k=1 TO 2
0: BEEP .02,5: BEEP .02,5.
5: NEXT k
710 LET score=score-20
720 RETURN
800 FOR k=1 TO 50: BEEP .02,5:
BEEP .02,20: NEXT k
810 RETURN
900 PRINT AT d,b-1; PEN 1;CHR$
147: FOR k=1 TO 5: BEEP .
1,20: BEEP .1,30: NEXT k
910 LET b=31: LET pl=1
930 PRINT AT y,x; PEN 1;CHR$ 1
62
940 PRINT AT y,x; PEN 7;CHR$ 1
59
950 PAUSE 100
960 LET score=score+100: RETUR
N
1000 DATA 252,16,0,129,4,16,0,6
6
1010 DATA 255,63,2,36,15,56,31,
0
1020 DATA 15,24,2,0,255,20,0,36
1030 DATA 4,34,0,66,252,65,0,12
9
1200 PRINT TAB 10; FLASH 1;"SQU
IDS IN "
1210 PAUSE 100: RETURN
1300 PRINT ' TAB 10;"INSTRUCTIO
NS"
1310 PRINT "You are a diver arm
ed with one""explosive da
rt gun.You are""being att
acked by a giant squid""a
nd your only hope of survi
val""lies in killing it o
r avoiding""it.You will k

```

KOBRAH SOFT

Spectrum & Sam Coupé Utilities

SAM DICE DISC UTILITY. NEW!

Ver. 1.1 compatible with MasterDOS. Features READ, BACKUP, RECOVER erased files/lost data, REPAIR directories, DISC CHECK, LOCK OUT bad sectors, SEARCH for string, RENAME files, FORMAT all or just one track. Price:- £14.95 on disc plus £0.45 P&P.

CD2 TAPE TO SAM DISC UTILITY. NEW!

Transfer THE VAST MAJORITY of your Spectrum tapes to SAM disc. Gives superb Spectrum tap compatibility. VERY EASY to use. Price:- £10.95 on disc, plus £0.45 P&P.

SAM Z80 MACHINE CODE COURSE. NEW!

Learn how to program your SAM Coupé in machine code. FULL course, suitable for all, with an assembler and disassembler. Price:- £20.00, plus £0.74 P&P.

SP7 TAPE TO +3 DISC UTILITY.

Transfer Spectrum tapes to +3 disc. Now comes with a BEGINNER'S manual, an ADVANCED user's manual and an Encrypter demo tape. Also a superb DISC CATALOGUER. Will now transfer FULL 128K programs. Includes SP7 Companion - shows how to transfer many games. Price:- £14.95, plus £0.74 P&P.

GH1 GAMES HACKER UTILITY. NEW!

Shows you how to isolate the code from any game with a view to looking for infinite lives, names etc. Also shows you the tricks the professionals use. Provides hours of interest and fun. Comes with full manual which explains the routines involved. Price:- £14.95, plus £0.54 P&P.

DMS +3 DISC MANAGEMENT SYSTEM.

NEW version 1.1, now with printout, high capacity formats AND extended directories. Organize all your disc files. LARGE database; FAST search, EASY to use. Price:- £14.95, plus £0.45 P&P.

D.I.C.E. +3 DISC UTILITY.

NEW Version 3.0 with high capacity format, data printout and disassembler, LOCK OUT faulty sectors, RECOVER erased files and much more. Very easy to use "An excellent package". CRASH Oct88. Price:- £14.95 on disc, plus £0.45 P&P.

SPECTRUM MACHINE CODE COURSE.

FULL course from beginner to advanced level. Applies to ALL Spectrums. Suitable even for the complete beginner. FREE disassembler and Editor/Assembler. Price:- £20.00, plus £0.74 P&P.

DB2 +3 DISC BACKUP UTILITY.

Backup +3 PROTECTED discs to DISC or TAPE. EASY to use, handles Multi-Loads and now even MORE discs. Price:- £14.95 on disc, plus £0.45 P&P.

PLUS 3 DIARY AND FILING SYSTEM.

New Version 1.1 with full printout. Superb filing system/diary/database for the +3 with LARGE database, fast search/retrieve and also Biorhythms. Price:- £12.95 on disc, plus £0.45 P&P.

STILL AVAILABLE:-

SD5 Tape to M/D utility; SO5 Tape to Opus utility; MT1 M/D Toolkit; SW1 Tape to Wafadrive utility; CT2 Sam Tape utility; SM1 Multiface Suite; SP7 Companion Vol. 2; SC7 tape backup utility - please ring for FULL details.

MONEY BACK GUARANTEE - BUY WITH CONFIDENCE.
UPDATES:- Send old disc, tape etc, Plus ½ new price for latest version.

Send cheque/P.O. to:- KOBRAH SOFT, Dept. F, Pleasant View, Hulme Lane,
Hulme, Longton, Stoke-on-Trent, Staffs, ST3 5BH.

Postage:- U.K. as above, Europe add £1 per item, others add £2 per item. Send SAE (9"x4") for detailed FREE catalogue. Please mark envelope "ENQUIRY".



FOR MORE INFORMATION PLEASE PHONE 0782 305244.
ACCESS and VISA welcome - please phone above number.
(24 Hour, 7 Day Service for FAST Mail Order)



```

ill it if you hit""it in
the centre use the ""SPAC
E key to fire the dart."
1320 PRINT " Before firing the
dart,you""can move up or
down using the""u and d k
eys.After you have""fired
, however,you can't move."
""The squid does not swim"
"straight towards you,and
it""may miss.If it gets
near,it""will swallow you
.You are allowed ten shots
,and then a score is prin
ted"
1330 PRINT "Press ENTER to star
t": INPUT z$: RETURN

```

I would have used others, but they're far too long for *Short Spot*, so we're going to have to feature them separately. Like there's a super Space-Invaders. Now that takes me back a bit...

No; let's go modern. Remember Ewen Wilby's *Alienbrain* programs? Lee Willis clearly had a play, and has come up with a development. It's called; wait for it; *The Bob Effect*. True: that's what he's called it, because this effect animates the balls, producing an effect similar to the *Surprise* demo by ESI, but in BASIC!

```

10 MODE 4: PALETTE : CLS #: L
IST FORMAT 2
20 FOR x=1 TO 15: READ a: PAL
ETTE x,a: NEXT x
30 SetScreens
40 CLS
50 DATA 4,8,64,7,66,15,74,112
,71,120,79,119,124,127,127
60 LET r=9,x=127,y=87
70 FOR i=1 TO 14
80 PEN i: CIRCLE x,y,r: FILL
PEN i,x,y
90 LET r=r-.5,x=x+.5,y=y+.5
100 NEXT i
110 GRAB a$,116,96,22,19
120 CLS
130 PEN 15: CIRCLE 127,87,9
140 FILL PEN 15,127,87
150 GRAB b$,116,96,22,19
160 CLS
170 LET t=0,Sc=1,OSc=2
180
190 SCREEN Sc: DISPLAY OSc
200 LET t=t+.05,OSc=Sc,Sc=Sc+1

```

```

210 IF Sc=MSc+1 THEN LET Sc=1
220 LET x=113*(1+SIN t*SIN (1.
05*t)): LET y=86*(1+SIN (1
.05*t))
230 PUT x,y,a$,b$
240 GOTO 190
250
260 DEF PROC SetScreens
270 LET Msc=3
280 SCREEN 1: DISPLAY 1
290 FOR x=2 TO 16
300 CLOSE SCREEN x
310 IF x<Msc
320 OPEN SCREEN x,4
330 END IF
340 NEXT x
350 END PROC

```

Fed up? No? Well merge this in...

```

220 LET x=113*(1+SIN t*SIN (1.
05*t)): LET y=86*(1+SIN (1
.05*t)): REM HOUGLASS

```

Now try this one...

```

220 LET x=113*(1+SIN (.8*t)):
LET y=86*(1+SIN (.6*t)): R
EM LATTICE

```

And this...

```

220 LET x=113*(1+COS t*SIN (.5
*t)): LET y=86*(1+SIN (.15
*t)): REM SPAGHETTI

```

Super, aren't they. More next month.

Now, Lee has also included a real *Short Spot*. It's called *Quirk*.

```

10 MODE 4: CLS #
20 LET xrg=256,yrg=192,xos=0,
yos=0
30 PLOT 128,86
40 DRAW 40,40,501

```

All right. How does it work?

I knew when I started the *Spirograph* business that I'd get something back. Alan Cox has written (well, several times; I've a wad of his stuff which I'm using bit by bit: many thanks, Alan). In his letter, he mentions a number of interesting points. Firstly; Barry Twyman's *Spirograph* program uses PLOT and DRAW. It's interesting that due to rounding errors, the curves which

should repeat themselves gradually go off course, due to cumulative rounding errors. However, we can't have everything. There are also a number of errors due to my lousy typing, and Alan's modified the program. Now I'll put this in, for I've no convenient way of sorting things out, but in future, please would you include (no, not just you, Alan; everyone) on your disc a working program, and also just those lines that have to be merged in. In that way I can check it, and then we need only print the merge lines instead of the whole program. Again, I can't do it in this case, so here's the well modified *SpiroG*:

```

1 REM spirograph program
4 POKE 23658,8
10 INPUT "Which ring? (A=150/1
05, B=144/96)";R$
15 INPUT "Inside (=I) or Outsi
de (=O)? ";C$
20 INPUT "Which wheel? - choic
es are 24,30,32,36,40,42,45
,48,50,52,56,60,63,64,72,75
,80 and 84";W$
30 INPUT "HOW FAR IN FROM THE
EDGE OF THE WHEEL, AS A FRA
CTION BETWEEN 0 AND 1? ";d
35 IF R$="A" AND C$="I" THEN L
ET r=105
36 IF R$="A" AND C$="O" THEN L
ET r=150
37 IF R$="B" AND C$="I" THEN L
ET r=96
38 IF R$="B" AND C$="O" THEN L
ET r=144
39 LET r1=VAL W$
40 LET d=d*r1
43 LET f=80/(R-D)
45 FOR t=0 TO 10*PI*r1/(r+r1)
STEP 0.05
50 PLOT 120+f*((r-r1)*SIN t+(r
1-d)*SIN ((r1-r)*t/r1)),80+
f*((r-r1)*COS t+(r1-d)*COS
((r1-r)*t/r1))
60 NEXT t
70 INPUT #0;"MORE OF THE SAME
(M), OR A NEW RING/WHEEL (N
)? ";Z$
80 IF Z$="N" THEN GOTO 10
90 IF Z$="M" THEN GOTO 30
100 GOTO 70

```

9998 STOP
9999 SAVE d1 "SpiroG"

Random numbers have also appeared recently, and you will remember the comments on Gavin Smyth's lovely *Galactoids* game in ZX Computing (RIP). Well, my two and a half pages of decimal data are for the whole game, of course, and the random number generator, which is really quite short, is as follows:-

```

PUSH HL
LD HL,(23670)
INC HL
LD A,63 ;3F hex
AND H
LD H,A
LD (23670),HL
LD A,HL
POP HL
RET

```

Where 23670 (5C76hex) is normally the system variable SEED; obviously not needed with a code random number generator. The meat of this is to make sure only 0 to 16383 is PEEKed.

To work well, a random number generator needs an unpredictable sequence of numbers and also a uniform distribution of numbers within a prescribed range. So Alan did a histogram. The ROM does not, in fact, produce uniformity: there are some very large hiccups. These are not, as one would think, due to RETs but to CALLs. Obvious when you think about it, isn't it.

Many thanks Alan.

My SAM's just been talking to me. Honest! (Well; nearly). Chris Dodd has sent a little pack of programs which includes this one of a nice sunny face, talking to you. The title underneath is "Mr Pac says "Good Evening"": very appropriate because it's now getting late, and I'm typing like billy-oh. Anyway, there he is with his mouth going up and down. It's brilliant. So much for

multimedia! you can't beat a SAM, can you!

```

10 DEF PROC set_up'
20 FORMAT "d3",1,60
30 PALETTE
40 MODE 4
50 CLS
60 END PROC
70 DEF PROC face
80 PEN 6
90 CIRCLE 127.5,86.5,80
100 CIRCLE 100,120,20
110 CIRCLE 154,120,20
120 PEN 2
130 CIRCLE 127.5,85,15
140 FILL PEN 6,100,142
150 FILL PEN 2,127,85
160 PEN 10
170 CIRCLE 127.5,85,13
180 FILL PEN 10,127,85
190 END PROC
200 DEF PROC smileup a
210 PEN 0
220 PLOT 80,60
230 DRAW TO 174,60,0
240 PLOT 80,60
250 DRAW TO 174,60,a
260 FILL PEN 0,127,59
270 PEN 7
280 END PROC
290 set_up
300 FOR d=0.3 TO 2.4 STEP .3
310 CLS :face
320 smileup d
321 PRINT AT 0,0; PEN 7;"Mr PA
C BY"; AT 0,22;"CHRIS DODD
"
330 PRINT #1; PEN 4; PAPER 1;"
MR PAC SAYS GOOD EVENI
NG
"
340 SAVE "d3:face"+STR$ d SCRE
EN$
350 NEXT d
360 CLS
370 FOR f=0.3 TO 2.4 STEP .3
380 LOAD "d3:face"+STR$ f SCRE
EN$
390 NEXT f
400 FOR t=2.1 TO 0.3 STEP -.3
410 LOAD "d3:face"+STR$ t SCRE
EN$
420 NEXT t
430 GOTO 370

```

And while I'm at it, Chris has included a little program to demonstrate **OVER 3** on the SAM. I'm sure Bob will love this

one (and Jenny, too).

```

10 CLS #
20 MODE 4
30 PALETTE 15,0
40 CSIZE 8,16
50 LET a=0
60 FOR f=0 TO 9
70 PRINT AT a,f; PEN 15;"FORM
AT IS BEST"
80 LET a=a+1
90 NEXT f
100 CSIZE 8,8
110 FOR g=5 TO 1 STEP -1
120 FOR t=0 TO 255 STEP g
130 PLOT OVER 3;t,0
140 DRAW TO OVER 3;t,175
150 NEXT t
160 NEXT g
170 PALETTE

```

Finally for this month, let's get back to the Speccy. Miles Kinloch of Edinburgh (of the +2 sticking keys fame) has added to his comments about the sticking keys. Firstly, he did mean two separate capacitors, one across diode 33 and the other across diode 35. Even then there were certain values of the "I" register which caused a few keys to stick. He has therefore now connected a separate capacitor across each diode, and has had no further problems. His new ones are actually 200pf, not 100pf, but the value is apparently not particularly critical. Secondly, since he also has an older Spectrum 128, he has noticed that on this the built-in CAT! command lists only the Ramdisc filenames. This routine of Miles gives a fully detailed Ramdisc catalogue on the older machines. Nice one.

Incidentally, *Catram* could also be made to work on DISCIPLE, but Execute files run at a different address in the DISCIPLE RAM, and Miles doesn't know what that is, he's sure someone will know, and all that needs to be changed is the second and third data items in line 40 holding the low/high bytes of the

address the code is to be run at. C'mon, folks, let's hear from you.

```

10 CLEAR 39999: LET c=0
20 FOR a=40000 TO 40439: READ
d: POKE a,d: LET c=c+d: NEX
T a
30 IF c<>42629 THEN PRINT "ERR
OR IN DATA!": STOP
40 DATA 1,214,59,197,215,107,1
3,62,2,215,1,22
50 DATA 225,34,118,92,17,33,0,
25,6,32,126,229
60 DATA 215,16,0,225,35,16,247
,24,32,70,105,108
70 DATA 101,110,97,109,101,32,
32,32,70,105,108,101
80 DATA 116,121,112,101,32,32,
76,101,110,32,32,32
90 DATA 83,116,97,114,116,62,1
3,215,16,0,6,32
100 DATA 62,95,197,215,16,0,193
,16,247,237,91,131
110 DATA 91,33,20,0,25,125,254,
0,40,2,24,4
120 DATA 124,254,236,200,6,10,1
97,229,243,1,253,127
130 DATA 30,7,237,89,126,30,16,
237,89,251,215,16
140 DATA 0,225,35,193,16,232,22
9,62,32,215,16,0
150 DATA 225,237,91,118,92,213,
243,1,253,127,30,7
160 DATA 237,89,126,50,118,92,3
5,126,50,119,92,35
170 DATA 126,254,0,40,21,254,1,
40,16,254,2,40
180 DATA 12,254,3,40,7,254,4,40
,3,175,24,3
190 DATA 60,60,60,30,16,237,89,
229,245,237,121,42
200 DATA 118,92,126,237,89,251,
193,225,209,213,229,197
210 DATA 245,1,9,0,254,0,40,10,
254,1,40,11
220 DATA 254,2,40,12,24,15,33,2
54,0,24,13,33
230 DATA 7,1,24,8,33,16,1,24,3,
33,25,1
240 DATA 25,6,9,126,229,215,16,
0,225,35,16,247
250 DATA 24,36,80,114,111,103,1
14,97,109,32,32,78
260 DATA 117,109,46,65,114,114,
97,121,83,116,114,46
270 DATA 65,114,114,97,121,66,1
21,116,101,115,32,32
280 DATA 32,32,193,241,245,197,
243,1,253,127,237,121

```

```

290 DATA 42,118,92,35,94,35,86,
62,16,237,121,251
300 DATA 213,62,32,215,16,0,193
,215,43,45,215,227
310 DATA 45,62,23,215,16,0,62,2
7,215,16,0,62
320 DATA 32,215,16,0,241,254,1,
40,81,254,2,40
330 DATA 77,209,243,1,253,127,2
37,81,42,118,92,35
340 DATA 35,35,254,0,32,4,35,35
,35,35,94,35
350 DATA 86,46,16,237,105,251,2
13,254,0,32,12,33
360 DATA 15,39,237,82,56,36,62,
76,215,16,0,193
370 DATA 215,43,45,215,227,45,6
2,13,215,16,0,225
380 DATA 6,8,35,16,253,193,237,
67,118,92,235,33
390 DATA 89,0,9,229,235,201,209
,6,5,62,45,197
400 DATA 215,16,0,193,16,247,24
,218
500 PRINT "PRESS ANY KEY TO SAV
E ON DRIVE 1": PAUSE 0
1000 SAVE d1"CATRAM.EXE"x,40000

```

Once again, I have to thank all you patient members of **FORMAT's** readership for sending in the items. Please keep them coming to:-

**John Wase,
Green Leys Cottage,
Bishampton,
Pershore,
Worcs,
WR10 2LX.**

Bless you all - and see you next month.



'I'm just glad we're only going for the weekend'

SAM'S MOUSE INTERFACE



A Reader's Review By:- David Finch.

We've all used a mouse at some time or another, on the school's ST or a friend's Amiga. Just in case there's someone who doesn't know what one is, it's a small box on the end of a lead that you slide on a desk to control a pointer of some sort on the screen (and it doesn't eat cheese).

So, what do you get for your £39.99. Tipping everything out of the packaging, you will find the mouse itself, an interface and a disc. But surely you don't need an interface since there is a port on the back of each and every SAM with mouse written underneath it, don't you? No. The interface is the usual SAM interface box with a cable from one side to your SAM's mouse port. There is a further mouse port from this interface and some circuitry in between. My expansion port hole of the interface box is covered up with a long 'plastic' SAM Computers sticker. Mine was upside down so I peeled it off and restuck it!

The mouse itself is (or at least in my case) a two button 'Alfa Data' brand mouse made for STs and Amigas, with the switch on the ST setting. In other words, you have an ST mouse port on your interface and so, if you want to splash out, I see no reason why you can't use an ST optical or infra red mouse to plug into it. Optical mice don't have a small rolling ball and three rollers to sense movement but 'scan' a special mouse mat, which means no moving parts and smoother mousing (and higher price). Infra-red mice don't have leads,

just like your TV remote control. The fact that you have an ST/Amiga mouse also means that if you are unfortunate to have wasted money on one, of these computers and you ever decide to use it instead of your SAM (although I don't see why!), you can use your *SAM Mouse* instead.

The mouse itself is just like any other mouse to use. If you nudge it to the left, the pointer nudges to the left, and if you zoom up and right, so does your pointer. What more do you want? As long as you keep your desk free of bits and crumbs it should run smoothly enough, (and if you can't resist munching digestives then a mouse mat may help, for a few pounds from anywhere, or even a hardback book).

I can't compare it directly with the PBT (Blue Alpha) mouse since I haven't used one. However, since that is a joy-stick mouse, it can't do much more than a joy-stick. In other words, if you zoom in a direction your pointer will just dawdle as fast as if you were using a joy-stick. You have to move the mouse at one speed in other words. However, if you want to use it on your Speccy then the joy-stick mouse may well be a better choice, if you can still get one that is.

So what about the software? Many utilities have mouse options with icons, and so on, to click on. You get a modified version of Flash! on the disc which comes with the *SAM Mouse* (which also contains a slidy puzzle game and a line

drawer). However, I have always been used to using keys to draw and find it much easier to do detail and straight lines with them so I rarely use the mouse option on Flash! It is almost impossible to draw detail on Flash! with the mouse, although a mat does help. If anyone is developing a better art package, which is much needed, then please give it better mouse control. The Sound Machine is an entirely different case, because you are using the mouse as a pointing device instead of drawing and so precision is not so important. If you are at one side of the screen and want to click on an icon on the other side, you can dart across in an instant. One you have used a mouse like this then keys seem tediously slow.

Similarly with games; Batz 'n Balls from Revelation is infinitely easier with a mouse since it only takes a moment to whizz across the screen to hit the ball. Similarly, Trilatrex from Fred Publishing is also easier under mouse control. Brainache from the Sam Supplement people is another game I know uses mouse and I'm sure many more are on their way. The mouse should appeal to games players as well as utility users too!

Programmers can use the mouse from Basic when the mouse driver code is loaded in (supplied on the disc) although it's quite tedious, programming all your options to be selected from mouse. For most Basic programmes, keyboard control would be more suitable. That's not to say that programming with the mouse driver is difficult, but when you have few options to select from it is far easier to use GET and press a key than to design icons and mess about with GRABs and all the co-ordinates.

The modified Flash! VIEW option in SCREENS may not seem to work. You need to WHOLE BLOCK in the BLOCK menu before using VIEW. It seemed to work normally on the keys only version.

I can recommend it to everyone who wants to get the best use out of the many games and utilities that are available now and many new programs appearing for it.

Editor's Note.

Reader's Reviews is a new section designed to let you have your say about your favourite piece of software or hardware. Submissions should be as short as possible. Send as a text file (make sure you don't put any printer control codes in) on disc with a printed copy. Each review printed earns the author 3 months extra subscription (more in exceptional circumstances). Don't be afraid to write about something already reviewed - we will still consider it if you have something new to say.

Sam Coupé Disc Magazine

FRED

**GAMES - REVIEWS - DEMOS
SCREENSHOTS - INTERVIEWS
and lots more**

NOW IN ITS 4th YEAR

The biggest, the longest running
and still **THE BEST** for SAM.

Published Monthly

**Only £2 per issue
Or 12 issues for £20.**

Send Stamped Addressed Envelope for full
list of our growing range of SAM software.

Send Cheques/Postal Orders Payable To:

FRED Publishing.
40 Roundhill, Monifieth, Dundee, DD5 4RZ.
Telephone 0382 535963.

I HAD A DREAM

By:- John Eyre.

The sunlight limped through my window casting shadows around the room. I looked out despondently at the grey leaden skies. Now, living on the south coast, I normally take a long summer break from my self inflicted role of part time freelance computer programmer, but then - was this really summer?

I had been powering up and exercising my various Spectrums, QL and SAM. A rare treat for some of them, its good for their electrolytics so I'm told.

I was waiting for a program to load from tape, watching the little blue and yellow lines dancing on the screen as I indulged in a spot of nostalgia. I thought ruefully about the waning support for the Sinclair machines, almost all recent news seemed to be doom and gloom. I wondered whether I too should desert the ranks of the Spectrum and SAM faithful and move on to computers new.

Perhaps I should upgrade my QL, an expensive business, or buy an Amiga, an A600 or A1200? Then if I bought a monitor too, the cost would be nearly as much as a PC which might be a better bet, but a 386 or 486? However, did I really want to spend that much when my only interest is a bit of programming. So perhaps I should stick with my old and much loved machines, but then do they have a future?

This is a circular and very unproductive argument which I have yet to resolve.

Anyway, I had just read the final issue of YS and was reflecting on what an inspiration the Spectrum had been and how there was more software (games) than for any other computer. Unfortunately it was now losing out to dedicated games machines. Allegedly some games for the 16 bit consoles are really quite something, and so they should be the amount they cost, but have you seen the graphics on the hand-helds!

It was then that this amazing idea came to me.

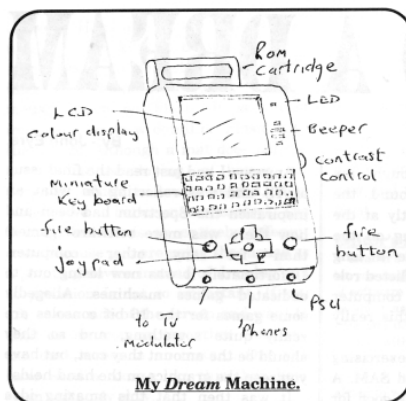
Imagine this slim black plastic case, sort of A5 ish in size. At the top is a small display, colour LCD like on mini TVs, and below this is a miniature keyboard with 40 rubber keys (sound familiar). It has a built in joy-pad with fire buttons on the left and right, about 10% of the population are left handed you know.

If you can't imagine it, take a look at the picture.

It would be powered by a Z80, low power CMOS of course to conserve batteries, with programs loaded via a ROM cartridge. 64K by 8 bits of EPROM comes on a single chip for a couple of pounds.

Now hey presto you have a hand-held computer with instant loading, ideal as a games machine but with its keyboard and 256 by 192 pixel display it has much greater possibilities.

The Catch 22 when launching a new computer is that nobody wants a games



Parker ought to hear about this idea.

Suddenly, back on planet earth. The tape loader has crashed and so has my dream, isn't there always someone around with a pin to burst your bubble. Outside the skies are still grey and now the rain is falling. Well perhaps my idea wasn't so perfect.

Do you realise how expensive colour LCDs are and many good games were multiloads? Try doing that with a ROM when the software thinks it's talking to a tape recorder. There are probably lots of other problems if you care to think rationally. Not the least being that a snapshot includes a copy of the Spectrum ROM.

Now Amstrad may have withdrawn restrictions on its use in PD or Shareware but for commercial ventures? Sounds about as likely as Terry Venables getting his job back.

Oh well, you've got to have a dream.

Now where was I, upgrade the QL, buy an Amiga or PC. Then again maybe I should complete some of these unfinished SAM programs I have laying around first.

Articles like the one above are always welcome - ideas only become the copyright property of FORMAT if there is ever any chance of making money out of them.

But seriously. Anyone else with something to say just drop us a disc with the textfile on and, provided it looks interesting to our readership, we will print it.

machine without games but who will produce high quality games unless there is a large market. This is where my little black beauty scores. Yes you've guessed, it will run Spectrum games with a 64K snapshot loaded from a ROM. As YS points out many many thousands of Spectrum games have already been produced, and with graphics far superior to current hand-helds.

There is something in this for everyone. Commercial Publishers get to re-package the best of these existing games in ROM and sell them at exorbitant prices (as usual) and of course there will be tiny royalties for the original authors. A resurgence in interest mean new programs will be profitable again and there is bound to be spin-offs for suppliers of peripheral equipment.

I'd definitely buy a machine like this and I don't even like playing games. It all fits together perfectly, how could it fail. I'm sure Bruce Gordon and Adrian

MACHINE CODE

WITHOUT THE TEARS

Part 20.

By:- Carol Brooksbank.

This month we are starting to write a rather longer program than anything we have done so far. It will take two or three episodes to complete it.

It brings together a number of the things we have been studying - writing to screen, keyboard reading, the floating point calculator - and also introduces one or two new instructions and methods. But most of all it introduces you to a way of writing a longer program.

We shall be writing the program as a collection of short subroutines, each complete in itself. When the program is finished, some of the subroutines will be called from Basic, and some will be called by other subroutines. It is rather like building a wall, but we have first to manufacture each individual brick - the subroutines - before we can put them together into a structure.

There is a good reason for doing things this way. If you break a program down into its smallest individual parts, you can test each little bit as you write it. If you try to write a whole program and test it when it is finished, I can guarantee it won't work, and you won't have the faintest idea where to start looking for the bugs. And you will lose your way when you are writing the program too, because the whole thing will be so complex that you will lose track of exactly what you are doing and what you need to do next. By breaking it down, you keep things simple. The listing for our program takes 11 pages of

A4, even without comments or explanations, but only a couple of the individual subroutines run to a page. Most of them are only a few lines.

So what will our program do? It will allow us to write text to the screen in re-proportioned type, automatically enlarging each letter by the height and width factors we decide. The lettering can be saved as SCREEN\$ files, for use with FLASH, DTP, fancy screendumps or what you will. The width factor can be a decimal - 2.5 times the normal, for example - though using decimals can sometimes give odd effects like striped letters. You have to experiment to see what factors give the best results. I had intended that the height factor could also be a decimal, but in using the program I discovered that a decimal height factor never gave readable letters, so I dropped the facility and height factors must always be integer. It speeds the program up if you don't have to make arrangements for decimals, so we might as well leave them out where they are of no practical use.

Quite simply, the program will work by replacing each pixel in the letter's character pattern by a block sized (width factor * height factor). Clearly you can't set half a pixel, so if the width factor is, say 2.5, the program will set (or reset) the nearest integer number of pixels. Then, it will calculate how far to move to start the next pixel block by multiplying the number of pixels already copied by

SC_DTP £25.00 MASTERDOS & DTP £37.00

This double page advert is the sort of quality to expect from version 2.0 of SC_DTP, (the text is Bit image, not LPRINT Ascii), DTP 2.0 is currently being completely rewritten and hopefully launched early 1994, the software will be FREE to all existing DTP owners.

The current version of SC_DTP version 1.02 will be available up until the launch of version 2.0.

As with all my software, SC_DTP is written in 99% Machine code.

Desk top publishing allows you to organize text and graphics together to produce professional printouts to the printer.

DTP allows you to plan your layout on screen, so what you see is what you get on your print out.

The whole design area can occupy up to 2 Sam screen\$ across (1024 pixels) by 4 Sam screen\$ down (768 pixels).

Graphics, Screen\$ and Flash! files can be loaded from disc and parts of the screen placed on to the large design area.

DTP also comes with it's built in word-processor, with text positioned proportionally spaced out around graphics on the large design area.

Spellmaster, Secretary and Outwrite text files can be loaded in and used.

Special 'ready designed' layouts supplied for labels and other jobs, can be re-configured to meet your exact needs.

Output can be made to most modern 9 pin printers or you can make enhanced hi-res 'grey shade' outputs to many 24 pin printers.

SC_DTP works with or without a mouse, But requires 512K memory and a copy of MasterDos.



Canon BJ10sx £210 (RRP £299)

9/24/48 pin Bubble Jet Printer.

Dimensions W310mm D221mm H48mm

Single sheet feeder only.

Whisper quiet operation only 45dB.

Printer Speed:-

110 cps HS (Draft)

110 cps HQ (Letter quality)

Typefaces:- Roman, Sans serif, Courier, Prestige



Canon BJ200 £305 (RRP 399)

9/24/48 pin Bubble Jet Printer.

Dimensions W347mm D194mm H173mm

Built in 80 sheet automatic feeder.

Whisper quiet operation only 40-42 dB.

Printer Speed:-

248 cps HS (Draft)

173 cps HQ (Letter quality)

124 cps SHQ (Super high Quality)

Typefaces:- Roman, Sans serif, Courier, Prestige, Script, Orator, Orator-S

Canon Bubble Jet Printers

If you are looking for the ultimate print quality, with solid even pitch black dense Ultra heavy near Laser quality printout, at a very moderate price, then you are looking at the Canon range of printers. These feature 9 pin and 24 pin modes, but also 48 pin emulation giving best typewriter quality print with no jagged edges. The BJ10sx has won awards for 2 years running for the superior print quality, even better than did matrix printers costing up to £500, it's also the best selling small printer, the BJ10sx is the new version of the BJ10sx, offering improved print speed and more fonts. The BJ200 has been out for a year, this has also received good reviews.

The printers are small in size, and so much quieter than did matrix printers. SC_DTP version 2.0 will take advantage of Canon's ultra-to-see 48 pin mode, next year.

All Printer prices include postage, and a FREE copy of SC_DTP version 2.0 will take advantage of Canon's ultra-to-see 48 pin mode, next year.

Printers not available on credit, please send a cheque and say which work day morning you would like to receive the printer, (checked day - 4 days after you have posted order with cheque).

New Printer ink cartridges for BJ10sx (£10.00) (£32 for 2) New Printer ink cartridge for BJ200 (£17.00) (£33 for 2)

Save money on ink cartridges with a refill pack, enough ink to refill the complete cartridge

BJ10sx and BJ200 (Please state) £14.50 for two refills £28.00 for four refills

SOFTWARE FOR THE SAM COUPE

SC_ASSEMBLER £12.50

If you have been reading the much praised articles in the Format Magazine "Machine Code Without the Tears" by Carol Brooksbank and are new to the fascinating world of machine code.

SC_ASSEMBLER is the ideal program to help you, thanks to the unique automatic outtab editor designed to help the absolute beginner.

Reviews in "Outlet" Issue 53 Jan 92 "Simple enough for the beginner

powerful enough for the expert", "Format" Vol 3 no12 "A delight to use, it's certainly the one for me.

Highly recommended by Carol Brooksbank.

SC_FILER £12.50

SC_FILER is a powerful Database program allowing massive storage of data. You can set up the database to your exact requirements, with fields of any size, position, colour and charset in 4 different Mode 3 layouts and printouts.

Review in "Sam Supplement" Issue 7 "Very versatile userfriendly database"

"Outlet" Issue 47 "Most professional looking file management program"

"Encalibur" Issue 7 "The definitive filing system, if you need to file anything buy this".

"Fred" Issue 9/14 "I would recommend you buy SC_FILER". Escalibur (Primus) "Best database around 94%".

LABELS

All Printer labels White, including tractor head holes. DISC LABEL (Large) Width 70mm Height 70mm £1.00 DISC LABEL (Small) 48mm 36mm £1.50 ADDRESS LABEL 95mm 19mm £1.50 VIDEO LABEL (2 sides) 146/9/20 and 72 by 48 £1.50 MINI LABEL 48mm 19mm £1.00

(Prices per 100. Please Add £2.00 postage)

DUSTCOVERS

High quality. Pure White with blue rim trimming.

Sam Coupe £5.50

Printers £6.50

Monitors/Tv £7.50

(If ordering Printer or Monitor, please state Model)

SC_MONITOR £15.00

SC_MONITOR is an essential utility to use with an Assembler to help understand and debug machine code programs.

Single step each opcode to see what it does and the effects it has on flags, registers, memory and the screen.

Various special types of breakpoints will help you pinpoint bugs and resets in programs.

Unlike other monitors (incl CPM) this monitor copies with all opcodes, paging without the Sam crashing.

There is also a superb intelligent disassembler that can also disassemble backwards!

SC_PD3 £2.50

A compilation of PD Software.

SC_SPECLONE (Spectrum Emulator, Spectrum disk Rom on disc at key work save to disc, print etc.)

SC_COMPRESSOR 1/2 (Screen and code compressor to save disc space)

SC_DISCLONE (disk disc copier)

HUMPHREY (checked Disc, disassembler, utilities, No sort, roms, more etc)

SC_24 PIN DUMPER £2.50

If you have a 24 pin printer, this utility will dump professional hi-res Mode 4, 16 grey shade screen\$ to printer, at any position on the paper, also supported Ultra hi-res 48 pin mode for Canon printers, with dumps as small as a credit card.

MORE INFORMATION

For a more detailed Catalogue of all SC Software.

Send a Formatted blank disc, for the Demos and screenshots, along with three 2nd class stamps to cover costs of Catalogue, Canon printer information leaflets, actual print samples from DTP and return postage.

SC_AUTOBOOT £15.00

When you now turn on the coupe there is an instant reset with automatic Boot up, if no disc is in drive, push a disc in and it will boot up.

90% compatible with the Sam Rom 3, only two programs Spellmaster and Campan need a special mini rom 3 reset routine to be booted up first which only takes 3 secs making the Autoboot chip 100% compatible, working with all software.

The chip has a powerful break button feature, breaking in to any program running on Sam.

The chip is easy to fit with full easy to follow instructions and diagrams.

SC_DISC PROTECTOR £15.00

At last, no disc corruptions when turning the power on to the Sam or pressing the reset button, thanks to a new piece of hardware from the talents of Edwin Blink.

The unit momentarily takes control of the ASIC, feeding the essential 8MHz clock signal to the disc controller, stopping the controller from corrupting any discs that may be in drives 1 or 2.

The chip unit has 3 colour coded wires sticking out for soldering to Sam's circuit board, a local electrician will be able to fit the unit if you don't feel you are up to it.

Note: The unit works with Sam's built-in drives only.

BUY NOW PAY LATER

This is the most popular way customers like to pay for software.

All you need to do is phone 0223 235150 from 6pm-9pm MON-SAT, quoting the software you would like to purchase, along with your name and address.

The software is then sent out first thing next morning. First class post along with an invoice of how much you need to pay, (for which you have up to a month).

Also a stamped address envelope with a payment slip, all you need to do is put a cheque inside, it's simple as that.

STEVES SOFTWARE

7 NARROW CLOSE, HISTON, CAMBRIDGE, CB4 4XX
TEL 0223 235150 From 6pm-9pm MON-SAT

the width factor, rounding it to the nearest integer, adding it to the starting point for this character, and starting the next block there. If the width factor is integer, that will be at the pixel after the last one done, but if it is decimal, the rounding to the nearest integer may make the new block overwrite the last pixel or two of the previous one, and that is what will make the finished letter assume the right proportions. Sometimes, the new block may start a pixel or two after the last one, which is why some decimal factors result in striped letters.

The main subroutines in the program will be the ones which draw the individual blocks in set or reset pixels according to the status of the character bit (called BIT_DR and RUBOUT for set and reset respectively); one called BYT_DR which considers all 8 bits in one byte of the character, calling BIT_DR or RUBOUT as appropriate and moving on to the next position between bits; and one called CHR_DR, which calls BYT_DR 8 times to draw the complete character, moving down the screen by the height factor between each byte. There will be dozens of other subroutines, doing things like calculating the height and width of a character, checking whether there is room on screen for another character, stacking height and width factors, finding where on screen a particular x,y co-ordinate is etc. etc. Oh, and there are one or two extra routines, called from Basic, which allow us to transform the text to "mirror writing" or upside down lettering (or both together).

That is what the program does, so let us get on with it.

ORG 31000

We need a low ORG address, because Sam users will be paging the screen to 32768. All the code must therefore be below 32767. The Sam version is 1284 bytes long (Spectrum 1201), so this address will do nicely. It leaves nearly 500 bytes for you to add your own improvements when we have finished! And it leaves enough room for the Basic we need, which a lower address might not. This program will show how Basic and machine code can interact, making a more flexible program than machine code alone would allow.

```

HT      DEFS 1      ;multiplication
        factor for height - must be
        integer.
X        DEFS 1      ;x co-ordinate for
        top left corner of first
        character. Value changes as
        program proceeds.
Y        DEFS 1      ;y co-ordinate of
        top left corner of first
        character. Value changes as
        program proceeds.
MULTW    DEFS 10     ;multiplication
        factor for width - W - in
        string form.
BITH      DEFS 1      ;BIT_DR ht counter -
        starts at HT and decrements to
        zero.
BITW      DEFS 1      ;BIT_DR w counter -
        starts at nearest INT(W) and
        decrements to 0.
VALBYT    DEFS 1      ;value of byte
        currently being copied.
ORIGX      DEFS 1      ;temporary store for
        original value of X when X is
        being updated, but reference
        needs to be made to its start
        value.
CHRADD     DEFS 2      ;address in
        character table of char being
        drawn.
COUNT     DEFS 1      ;CHR_DR counter -
        starts at 8 and decrements to
        zero.
CODE_ST    DEFS 1      ;store for code read
        from keypress.

```

We begin with a list of program variables. I have added an explanation of each, but you can, of course, omit the notes if you wish - leaving out the semi-colon and everything following it.

```

STKZERO EQU 160 ; SAM 225
RESTACK EQU 61 ; SAM 49
ENDCAL EQU 56 ; SAM 51
EXCH EQU 1 ; SAM 6
STKTEN EQU 164 ; SAM 236
MULTIP EQU 4 ; SAM 0
ADD EQU 15 ; SAM 1
STKONE EQU 161 ; SAM 233
STOMEM3 EQU 195 ; SAM 211
GETMEM3 EQU 227 ; SAM 219
DELETE EQU 2 ; SAM 7
SETSTR EQU 5633 ; SAM 274
DIVID EQU 5
STKBYT EQU 11560 ; Sam omit
FP_A EQU 11733 ; Sam 289
FP_BC EQU 11685 ; Sam 289
CHARS EQU 23606
LASTK EQU 23560
FLAGS EQU 23611

```

Next, we have a list of literals, ROM addresses and system variables. As always, we use only officially documented and recommended ROM routines. Where we need to use any other ROM routines we shall copy them out in full as part of our program. This will ensure that our program will always run on any version of the computer. Be sure to enter the right values for your computer.

At this point, you must include the library routine DEC.FPC which I gave you in the last episode. It runs from the label DEC.FPC to the instruction JR DECLOOP.

```

STK_W    PUSH HL
        LD HL,MULTW
        CALL DEC.FPC
        POP HL
        RET

```

This little subroutine stacks the width multiplication factor W as the last value on the FPC stack. Because W may not be an integer, Basic pokes it into some of the 10 bytes at MULTW as a string terminated by CHR\$ 13. Our old friend DEC.FPC, which stacks numbers held in memory in this way, is called to stack W in full floating point form.

```

INT_W    CALL STK_W
        CALL FP_A
        RET

```

This even shorter routine finds the value of INT(W) - a figure used quite a lot in this program. It calls the previous subroutine to stack the full floating point form of W, and then the ROM routine FP_A, which compresses the top number on the stack to the nearest integer and returns it in the A register. We can use FP_A because there is no danger of W being bigger than 255 and needing a double register. If you tried to draw a character more than 255 times as wide as the original it would not fit on the screen.

You can already see how our building bricks approach is working. INT_W calls STK_W and STK_W calls DEC.FPC. Imagine how complicated INT_W would be if we had to write all those instructions out for it. This way, we use a routine we already know is OK because we used it last month - DEC.FPC. And STK_W and INT_W are then so simple that we can see at a glance that they will work.

```

NX_BIT    PUSH AF
        CALL STK_W
        POP AF
        LD B,A (Spectrum omit)
        CALL STKBYT
        RST 40
        DEFB MULTIP
        DEFB ENDCAL
        CALL FP_A
        LD B,A
        LD A,(ORIGX)
        ADD A,B
        LD (X),A
        RET

```

This is the subroutine which calculates the x co-ordinate for the start of the enlarged block which represents one pixel of a character. It is called with A holding the number of bits from this byte

that we have already drawn. This value is preserved while STK_W is called to stack the width factor. Then, the number of bits done is also put on the FPC stack, and multiplied by W. The result, compressed to the nearest integer, and fetched in A by FP_A, is transferred to B. The x co-ordinate of the starting point of this enlarged character is fetched from ORIGX, added to (bits done*W) and stored in X as the x co-ordinate for the next bit block.

```
PX_ADD LD A,175
SUB B
JR C,INVALY
LD B,A
AND A
RRA
SCF
RRA
AND A
RRA
XOR B
AND 248 ;Bin 11111000
XOR B
LD H,A
LD A,C
RLCA
RLCA
XOR B
AND 199 ;Bin 11000111
XOR B
RLCA
RLCA
LD L,A
LD A,C
AND 7 ;Bin 00000111
LD B,A
LD A,7
SUB B
LD BC,16384 (Sam only)
ADD HL,BC (Sam only)
RET
INVALYM DEF B 22,21,7
DEFM "Y INTEGER OUT OF RANGE"
INVALY LD A,2
CALL SETSTR
LD B,25
LD HL,INVALYM
LD A,(HL)
RST 16
INC HL
```

```
DJNZ YLOOP
EI
CALL SCREENOUT ;Sam only
RET
```

The last subroutine we shall write this month is a copy of a useful Spectrum ROM routine, with minor variations. This is one of those non-guaranteed routines which are in the ROM, and very handy to use, but which we must copy out as part of our own program because there is no guarantee that you will always find it in the same place in any future version of the Spectrum, and I have no idea where to find something similar in Sam!

It is called with the y,x co-ordinates of a screen pixel in BC, and it returns with HL holding the screen file byte with the pixel in it, and the pixel bit number in that byte in A. This is one of my minor changes - the Spectrum routine returns pixel position (MOD 8), so you have to deduct the contents of A from 7 to get the true bit number. I have done that just above the two instructions for Sam users only. Sam users have to add 16384 to the screen file address in HL because they page the screen to 32768, whereas the Spectrum screen is at 16384.

The routine starts by checking that the y co-ordinate is valid. If not, it jumps to the error message at the end of the routine. The bytes at INVALYM are 22 (AT) and 21,7 so the message is printed AT 21,7. From INVALY down to DJNZ YLOOP is a perfectly ordinary screen printing routine of the sort you have met dozens of times before.

But the next instruction, EI, is new. A computer normally stops what it is doing 50 times per second, checks the keyboard, updates the clock, and then goes on about its business. You can speed things up tremendously by telling it not

to bother with all that. The instruction DI Disable Interrupts tells it not to interrupt its activities. But of course, it means that the keyboard is not being checked so if you return to Basic with interrupts disabled, there will never be any response to the keyboard again - unless you switch off and on again, thus losing your program. So before we return to Basic if this error message is generated we must use EI, Enable Interrupts. Many of our other subroutines do not return to Basic. PX_ADD does not if the y co-ordinate is valid. But where error messages, or the termination of the program, means RET takes us to Basic, we must use EI. We could avoid using DI, of course, which would take the problem away, but this would be a very slow-acting program if we did. You will meet the DI instruction later when we write the main spine of the program. Sam users also need to

page the screen out before a return to Basic.

If you want an explanation of the logic of this subroutine, you will find it fully explained in *The Complete Spectrum ROM Disassembly* by Ian LOGAN and Frank OHARA, page 115.

That is all for now, except to say that Fig.1 was prepared with the program, using the ordinary Spectrum typeface, so you can see what we are aiming at.

ODD TYPES
ODD 1A6E2

EVEN ODDER
W=2.15

Fig.1 W=8, HT=1

See you next month.



Sinclair

**NOW
IN STOCK
AGAIN**

**W.N.RICHARDSON & CO
(EEC)**

QL & SPECTRUM PRICES REDUCED

QL £85 SPECTRUM +2 & +2A £70 SP+3 £80

*** 'UNIVERSAL' 3.5" DISK DRIVE FOR MOST MICROS ***

**ALL PRICES
INCLUDE
17.5% VAT**

*** MICRODRIVE EXPANSION KIT ***

Includes microdrive & interface 1, booklet, introduction cartridge & flex connector & Wallet of 4 Cartridges £59.95

As above with extra microdrive £69.95

NEW MICRO DRIVES £24.95 - 2 for £40 (WITH CONNECTOR)

*** SPECTRUM POWER SUPPLIES ***

SPECTRUM PLUS AND PLUS 2 £9.99

BLACK PLUS 2 AND PLUS 3 £12.25 (QTY DISCOUNTS AVAILABLE)

Add postage £8. Disk Drives £9

Outside UK add £15. Other items £5. C.W.O. or VISA/ACCESS

Spectrums may be reconditioned

ALL OFFERS SUBJECT TO AVAILABILITY - ORDERS TO:

*** MICRODRIVE CARTRIDGES ***

4 new cartridges in wallet £10.00

20 in plastic box with separators £50.00

8 new (program cartridges) for (reformatting) in wallets £15.00

*** 'UNIVERSAL' 3.5" DISK DRIVE FOR MICROS ***

1Mb and 2Mb 3.5" cased, complete with built-in PSU, mains switch & 13 amp plug. EXTERNAL dip switches adapt drive for Spectrum, QL, PC, Atari, Amiga etc. Comes with full instruction book, and free DS/DD disk.

(DS/HDD with 2Mb) Price includes free lead

(Spectrum & QL need I/Face) - Disk Drive 1Mb £69 2Mb £89

Additional Leads - for above £12

Uncased 3.5" Disk Drives low profile 1Mb £29 2Mb £36

18-21 MISBOURNE HOUSE, CHILTERN HILL, CHALFONT ST PETER, BUCKS SL9 9UE

FAX: 0753 887149 TEL: 0753 888866

**NEW
RELEASE**

CAMPION The Spreadsheet

**NEW
RELEASE**

For The SAM Coupé or ZX Spectrum

Spreadsheets are one of the most useful tools of the modern computer age. **Revelation** - in association with Danish software house **CAMPION** - are proud to present 'CAMPION - The Spreadsheet' with versions available for both SAM and Spectrum (with DISCiPLE or PLUS D). Featuring over 70 built-in functions and ready made formula, this program is easy to use and yet powerful enough to rival many expensive PC spreadsheets. A very comprehensive manual (over 80 pages, with lots of examples) allows even a new-comer to be up-and-running in no time. Available now at £29-95

State which computer version and disc size required.

INDUG members price £24-95.

OTHER SERIOUS SAM SOFTWARE AVAILABLE FROM **Revelation**

- > **THE SECRETARY** - The most advanced word-processor available for SAM, powerful, versatile and easy to use. - £14-95 (£12-95)
- > **SOUND MACHINE** - Make beautiful music with your SAM - Only £14-95 (£12-95)
- > **COMET Z80 ASSEMBLER** - The professional one - £29-95 (£24-95)

Prices in brackets () are for INDUG members.

COMING NEXT MONTH - DRIVER THE WIMP SYSTEM FOR SAM

SAM GAMES AVAILABLE FROM **Revelation**

- > **ASTROBALL** - Boldly bounce where no ball has bounced before.
- > **MANIC MINER** - The classic game, now three times the size and with the full colour graphics you would expect from SAM.
- > **BATZ 'N BALLS** - An arcade nightmare - fiendishly difficult but hours of fun.
- > **VEGETABLE VACATION** - Dare you enter a world where alien vegetables have gone wild.
- > **WOP GAMMA** - Our latest game. A Super-Fast 'Boulder Dash' game with Full Screen Scrolling - '99' Levels.

**All games cost £9-95 each
or £8-95 to INDUG members**

MORE NEW GAMES COMING SOON - INCLUDING SPECTRUM TITLES.

- All prices include UK postage and packing. Overseas add £1 surface, £2 airmail.
- Payment by UK cheque, Eurocheque or PO. Payable to Revelation Software.
- Please quote INDUG membership number clearly on order if claiming discount.

• Send orders to:-

Revelation Software,
PO Box 114,
Exeter,
Devon,
EX4 1YY.

**Revelation
Software**

The HELP PAGE

Edited By:- Kevin Gould.

Dean Shepherd of Bristol has a problem that whenever he enters an upper-case letter using the SHIFT key, the SAM prints the letter followed by a spurious tilde (~) character or two. This happens with either SHIFT key but not when using the CAPS LOCK key or when pressing a SHIFT key repeatedly.

As it happens with both shift keys it is most unlikely to be a keyboard membrane fault and therefore I suspect there is a fault somewhere in the keyboard logic circuitry. If you can live without the tilde character then fortunately there is a partial solution to the problem. You can change the tilde into a void character by entering: KEY 137,15 and nothing will happen when a tilde character is keyed, or in your case not keyed! This will work with *The SECRETARY* if you break into the program to enter the command, but if a program has its own keyboard routine which is not identical to that used by SAM, or if it uses code 15 for some other purpose then it will not get round the basic fault.

Adding disc drives to the Spectrum has produced letters from several people. The letters were basically on the same theme, the PLUS D as the interface, 48K or 128K's, and single floppy drive. Can the Universal 1mb and 2mb drives, advertised by W.Richardson in **FORMAT**, be used as the second drive? The questions are:-

- a) Would data stored on the 1Mb drive

be compatible with data from a 780K drive? b) Is the cased version literally ready-to-run? c) In the uncased version, where does the power come from? d) What DOS is used? e) If the Universal is the second drive, how is it connected?

Quite a lot there. First, the 1mb refers to the unformatted size of the disc. On a PC this gives 720K of formatted space while on the DISCiPLE/PLUS D and SAM you get 800K of space. The 780K is often, incorrectly, giving as the size because under GDOS and SAMDOS 20K is used by the system to hold the directory. The cased version should be ready to run while the uncased version will need you to build a power supply and case. The Universal drive started of as the MGT *Lifetime* drive several year ago, although the design has changed a little. DOS depends on the interface you use - not the drive. And finally, just ask for the correct cable - they will know how to do it.

Bob Barton of Rotherham has a problem with a disc he was using with Tasword. Having saved a letter on the disc, got out of Tasword to do something else and then gone back to reload the original letter, he found that he got the message '86 Format TRK- 0 lost 1320:3'. As the disc drive appeared to be operating correctly with other discs then there is, as he correctly surmised, a fault on the directory track on that disc. On the question of whether a 'Disc Doctor' program is available for SAM, yes, from

Kobrahssoft called Sam Dice. See their advert in **FORMAT** and the review by Carol Brooksbank (Vol 4 N° 10). To help you recover your Tasword files, the following short programs may help. The first prints a list of the main parameters of all current code files in the directory.

```
10 REM ++ CODE FILE LISTER ++
20 CLEAR 59999: LET AD=60000:
  READ AT 1,0,1,AD,40: POKE
  SVAR 14,70
30 FOR J=AD TO (AD+20224) STE
  P 256
40 LET TYPE=PEEK J: IF TYPE<>
  19 THEN GOTO 100
50 LET NUM=(J-59744)/256: LPR
  INT "File Number: ";NUM;
60 LPRINT TAB 16;"Name: ";MEM
  $(J+1 TO J+10);TAB 37;"Typ
  e: Code";
70 LPRINT TAB 55;"Address: ";
  (((PEEK (J+236) BAND 31)-1
  )+16384)+(PEEK (J+238)*256
  )+PEEK (J+237))
80 LPRINT "Length: ";((PEEK (
  J+239)*16384)+(PEEK (J+241
  )+256)+(PEEK (J+240)));
90 LPRINT TAB 16;"Start Track
  : ";PEEK (J+13); TAB 37;"S
  tart Sector: ";PEEK (J+14)
  ; TAB 55;"Sectors Used: ";
  (PEEK (J+ 11)*256+PEEK (J+
  12))';
100 NEXT J: STOP
```

The program above is written for MasterDOS so if you only have the standard DOS you will have to substitute a sub-routine for the READ AT statement in line 20 which will read in sectors 1 to 10 of tracks 0 to 3 using a FOR/NEXT loop. Having produced a printout of all the code files, use the next program to try to reclaim those files with start address of 32678 by entering the appropriate parameters for each file.

```
10 REM RECLAIM Tasword FILES
20 CLS : PRINT AT 10,5;"PUT F
  AULTY DISC IN DRIVE"''' TA
  B 5;"Press any key to cont
  inue": PAUSE
30 CLEAR 32758: LET AD1=32759
```

```
: LET AD2=32768
40 INPUT "Length of File ";LF
  "Start Track ";ST" "Star
  t Sector ";SS" "Sectors Us
  ed ";SU
50 FOR J=1 TO SU: READ AT 1,S
  T,SS,AD1,1
60 LET ST=PEEK (AD1+510): LET
  SS=PEEK (AD1+511), AD1=AD
  1+510
70 NEXT J
80 PRINT AT 10,5;"PUT NEW DIS
  C IN DRIVE" '''TAB 3;"Pres
  s any key to continue":PAU
  SE
90 INPUT "Enter file name:
  ";FN$: SAVE FN$ CODE
  AD2,LF: PAUSE 10: VERIFY
  FN$ CODE 100 CLS: PRINT
  AT 10,0; FN$; " SAVED.
  Press any key to
  continue": PAUSE: GOTO 20
```

Two items from Bob Barton. First a thank you to R.H.Doughty for his program in the December Help Page to invert a screen dump to give black on white, which he finds very useful. The second is to record the helpful advice he received from Star Micronics UK Ltd. on how to obtain the pound sign on the Star LC24-200 colour printer. This is to set the dip switches as follows:- D1 off, D2 off, D3 off, D4 on. Bob said that he had a very swift and friendly reply from David Pearce, the Technical Support Engineer; it is pleasing to hear of a major company giving such support to the small customer.

Now a letter from Bob Hatchett. Bob has a Spectrum +2, PLUS D and a Amstrad DMP 4000. He has two copies of Tasword+2 on cassette. His first problem is a ? being printed at the start of each line, his second being cursor key failure. Problem 1 is, I hope, easy to cure. Refer to the PLUS D instruction manual section under the heading *Printing From A Commercial Word-processor*. That explains the use of the POKE @6

command which is used to turn the filtering of printer control codes ON or OFF. A common symptom of the filtering being ON if that no-printable characters show as question marks, as in your case, printed down the left hand margin. This is in fact a CHR\$10 (Line Feed Character) being sent by the program but not getting through the filter. Enter a BASIC line POKE @6,1 (the @ is Symbol Shift 2) before you load the program and that problem should vanish. Use POKE @6,0 to return to normal or just reboot your system. Problem 2 is more difficult and has often been mentioned in John Wase's *Short Spot* column. If you have followed the instructions on the original Tasword +2 distribution tape, and loaded their keyboard fix, and you still have the problem then you will need to read a few Short Spots to see how others have got round the problem. Please let me know how you get on.

Next, a thank you to Andrew Toller. He sent me a letter regarding languages for the Spectrum. Fortran from Mira, LISP from Serious Software and PROLOG (Micro-Prolog) from Logic Programming. As at July 93, Mira is based in Oxford, Logic Programming is based in London and I have yet to trace Serious Software in Kent. I can supply full addresses if required.

Is it possible to convert Spectrum 48K BASIC into IBM QBasic? Well, yes, but... And it is a big BUT. QBasic is a derivative of the old Microsoft Basic and, although much advanced over some of its forebears, it lacks many of the features of Spectrum and SAM Basic - both of which are nearer to ANSI standards. It would therefore take rather a lot of effort to translate programs. However, there is another option, the Spectrum emulator

called Z80 sold by B.G.Services, which will run on most PCs. Written by Gerton Lunter it emulates both 48K and 128K Spectrums and would allow you to run your software direct.

Now for a follow-up on Stuart Hale's problem in the July issue of **FORMAT** on changing the line spacing on *The Secretary* using a Citizen 120D. Assuming that the correct codes for the Citizen have been set in the list of printer parameters we must look elsewhere for a solution. Ettrick Thomson has written to me pointing out that the line spacing is set by line 6310 of the program which reads:-

```
6310 PRINT #4; CHR$ 27;"A";CHR$
  PEEK(pra+3);.....
```

where pra+3 contains the value of n chosen when you set the line spacing, or the default value of 12. If this line does not already match the line spacing control codes of the Citizen 120D then try changing it. Thank you Ettrick.

And now a quick question which we are looking for an answer to. In Tasword 2 which has been converted to PLUS D disc, if a file is not found on Loading the error message is given and you end up in BASIC, is there a way of detecting the message and if a file is not found, to keep in Tasword possibly at the "file to load" prompt. If anyone can help then we would love to hear from you.

Thank you to Ray and Mike for their contributions. As usual send your problems/answers to the following addresses.

Anything not SAM or +3:-

Kevin Gould (Format Help Page),
2, Barleyfield Close,
Heighington,
Lincolnshire, LN4 1TX.

Anything SAM:-

Ray Bray (Format Help Page),
'Elmsleigh',
4, Tidworth Road,
Porton,
Salisbury,
Wiltshire, SP4 0NG.

Anything +3, CPM:-

Mike Atkins (Format Help Page),
70, Rudgwick Drive,
Bury,
Lancashire, BL8 1YE.

May we please ask for your assistance:
If you are sending a disc(3.5 or 3") with
your problem then please include where
possible hard-copy. If you can, please use
a printer for letters or, if handwriting
please print clearly. Return postage will
see your disc returned. Programs should
not auto-run but state the line they run
from. THANK YOU.

FLEXIPAGE

TEXT AND GRAPHICS AUTHOR
FOR BEGINNERS TO EXPERTS

Combines text, graphics and sound.
Interactive, automatic & free format.

PC 3.5" disc: £8. SAM disc: £12
SPECTRUM: £8. Plus D 3.5" and +3 3" disc
or tape (Microdrive and Opus compatible).
PCs need SPECTRUM EMULATOR:
shareware: £3.50, full registered version: £13.50.

Flexipage exercises: CRIME QUIZ demo.
(freeware): £2. ZOO-VIEW information
and test: £3. POLICE PATROL 2 beat
simulation: £3. OLAF THE VIKING search for
Scottish treasure: £3. ROADCRAFT TEST
are you up to advanced driving? £5.

Send stamped addressed envelope for
further details to:-

FLEXIBASE SOFTWARE,
20, The Parklands, Droitwich Spa,
Worcs, WR9 7DG.

BLUE ALPHA ELECTRONICS

We are pleased to be able to offer a full repair
service for Sam and Spectrum users. All repairs
carry a 3 months guarantee against the same
fault recurring.

Sam + PSU + 1 Drive *	£30
New PSU	£25
All Sam Interfaces	£18
Spectrums	£30
Plus D	£18
DISCIPLE	PHONE
MGT Lifetime Drive*	£20

*Disc drive repairs exclude cost of replacement
mechanisms.

Please ring before sending items
for repair.

* NEW * NEW * NEW *

Ultra-Sonic Joystick Interface

No need for trailing wires anymore. Connect
receiver to computer, transmitter to your own
joystick and you can play your games from
anywhere in the room. Works with most
computers which use an Atari standard joystick
(phone if in doubt). Only £36.99 incl. p&hp

ALSO AVAILABLE We can make and supply all
types of cables - send us a Stamped Addressed
Envelope with detail of cable required (pin-outs,
length, etc) and we will send you a quotation.

Send cheque/postal order (Pounds Sterling
Only) payable to:- **Blue Alpha Electronics.**

All prices include UK return postage, overseas
customers please write for details of cost of postage
and insurance.

Blue Alpha Electronics,
Abernant Centre For Enterprise,
Rhyd-y-fro, Pontardawe,
West Glamorgan, SA8 4TY.
Tel: 0269 826260.



YOUR LETTERS

Dear Editor,

I recently received a postcard from a
Romanian called Stanculescu Marin who
had found my advert in an old Your
Sinclair for a fanzine I ran. *Blitz* lasted
until the SCPDSA vanished. (Where on
earth is Brent Stevens now? Is the
SCPDU disc still going? I paid good
money for my Samsational Software
discs and only received one!)

Returning to my main point, could you
please print this Small Ad referring to
Stanculescu's plight:

Stanculescu Marin can't obtain any
Spectrum software, books, or magazines
in Romania, he owns a Spectrum +48K.
Can anyone help him? Write to
Str.Ciuruleasa, Nr.3. Sect.4. O.P.7. COD
75445, BUCURESTI.

Your quarterly SF magazine proposal
sounds great - a wonderful
diversification for Format Publications.
The games supplement idea should
definitely be followed up, especially with
the promising previews of new SAM
software in the final issues of YS. Not
even Arab millionaires can get in the
way of the Lemmings!

Yours sincerely, Peter Moffatt.

Well Peter, I'm not sure what help will
be forthcoming for your new friend in
Romania but I'm sure some nice readers
will come to his aid. I'm still looking for
an editor for both the new mags but I'm
keen to get on with things - oh for an
extra 24 hours in each day. **Ed.**

Dear Editor,

I have had the +3 for just over a year
and so far games are about the limit but
I would like to do more serious
computing and to this end I have
recently purchased a PLUS D, ARTIST 2
and ADVANCED OCP ART STUDIO.
Unfortunately I am not having much
success with this equipment.

I have written to DATEL asking them
for assistance, so far they have not
replied. Perhaps you could advise me?

I would like to see some articles aimed
at beginners like me. I would like to
know what peripherals are available for
the +3 and how they may be combined
for example, is it possible to use the
GENIUS mouse with the PLUS D, is it
possible to connect the disc drive
supplied with the PLUS D directly to the
computers printer port with appropriate
connector?

Yours sincerely, E.J.Turner.

I would not recommend the PLUS D
for use with the +3 - they were never
designed to go together and are far from
happy with each other. Artist 2 is
compatible in 48K mode but not the
128K version. There is no mouse system
produced now that will work with the
PLUS D as far as I know. **Ed.**

Dear Editor,

While playing 'Prince of Persia' there
are places where, if you jump, you fall
into some sort of limbo. You run

endlessly along the bottom of the screen.

Do you know if this is a bug or part of the design? Is there any alternative to starting again? Do you also know a way to start at the higher levels?

Yours sincerely, Gerald Jess.

Sad to say the bugs in PoP are down to poor 'play testing' by SAMCo. If you play the game just as the programmer wanted you to, then fine.

I think maps have been published on FRED and Colin will be able to supply any back-issue you want. *Ed.*

Dear Editor,

Back in April 1989 you published an article by John Hamilton about HiSoft 'C', dealing primarily with how to make a back-up copy for the DISCiPLE or the PLUS D - the problem is that of copying OPENTYPE files, since SAVE will apparently not handle them.

At the end of that article John said that he hoped to be back soon with a short series on the 'C' language, but as far as I can see this never appeared.

One reason could be that he never wrote it, and another that you felt the subject was of such limited interest to the majority of your readers that you could not justify using your limited space for it.

I recently purchased Leon Volasek's copy of 'C' via his small ad in the July '93 issue, and frankly I am baffled by the language. I need some help, so I wondered whether, assuming he is still a subscriber, you could let me have John's address so that I can write to him.

Secondly. One of the things I have long lusted for is a keypad for my 128K Spectrums, which as far as I know was only ever marketed in Spain.

Now some while ago Juan B.Guillen Serra provided me with a reprint from a

Spanish magazine about the keypad, and it was apparent from this that a vital part was a Sinclair-copyright IC, which meant that a DIY version was not possible.

However, given Amstrad's current relaxed view of copyright on Spectrum items, a DIY version using an EPROM copy of the IC would seem to be a possibility. The key to this is to obtain a copy of the original, so I wrote off to Juan asking whether it would be possible to get one on the Spanish secondhand market. Unfortunately he must have moved, since I have had no reply.

I do not know whether you have any Spanish readers, but if you do I should be grateful if you could publish my address:- Pen-y-Maes, Ostrey Hill, St Clears, Dyfed SA33 4AJ. UK.

If anyone would be prepared to sell me a keypad or alternatively, help me advertise for one in Spanish computer magazines - I know not a word of Spanish. I will pay all your expenses.

Yours sincerely, Alan D.Cox.

There are a few Spanish readers (although I would like lots more of course) so keep your fingers crossed Alan. As to 'C' it was a case of the article never arrived on my desk - after all this time I'm sorry to say I can't find his address. Still, he may read this, you never know. *Ed.*

Dear Editor,

In the latest issue of *FORMAT* (wot a great mag) there's a letter from Daniel Huby about corrupting discs.

You forgot to mention the most common cause of this problem, the snapshot. If a disc sector map exists in memory when a snapshot is taken then the directory is not read. Fine unless you either snap to the other drive or put

a different disc in the drive to snap to. In either of these cases the free sector map is wrong and the result is overwritten files causing the error messages that Daniel gets.

My KA program (from way back when) will show these corruptions but once its happened Den, D Files is lost man.

Yours sincerely, Nev Young.

Now where have I heard that name before? Still, thanks for pointing out my lapse - not the first time and I doubt the last. *Ed.*

Dear Editor,

As one of many members who, I am sure, have a large number of Spectrum programs (taken from *FORMAT*, books and magazines) that they would like to convert to work on SAM, but find that the SAM System Variable is not the same as the Spectrum one (except in a few cases) then CRASH!!

I wonder if one of our Boffin members would like to compile a list setting out the Spectrum variable address number with its comparable SAM SVAR number. I would suggest the most used variables taken from the Spectrum Manual Chapter 25.

In spite of my age (82) I am going to start on Carol's Machine Code programs (to keep the old grey matter going).

Finally each time my eagerly awaited *FORMAT* arrives I find it goes from strength to strength.

Yours sincerely, Eric M.Day.

I don't think that's too much to ask for Eric. I'm sure someone will have a go for you. *Ed.*

Dear Editor,

I've owned a Coupé for over 3 years and I like to think I'm one of the better

coders for the dear old machine, with my 'serious' credit being KEdisk (PC/ST disc reader) and my 'non-serious' credits as a few rather neat demos that have appeared on *Outlet* or as part of the forthcoming Entropy megademo 'Statues of Ice'.

However, I finally (a week ago) gave up and bought a second-hand A500. I know this is somewhat of a defection but there is a reason. The SAM, although a wonderful machine to use and to program, is just too slow. As a demo coder I know just how far the machine can be stretched, and believe me, it's not far enough. The only think that could possibly make me feel any degree of enthusiasm for the SAM would be a hardware upgrade that addressed both the problem of speed (it actually takes 5 frames minimum to scroll a mode 3/4 screen) and sound (it's only possible to play samples with the screen turned off and at a maximum frequency - I estimate -of 8kHz for a sample tracker....). How this machine is supposed to compete with the Atari Falcon, the Commodore A1200 and the various consoles on the market is beyond me.

Another reason is that I've made about £150 in the two years since I wrote KEdisk, which is rather laughable when you consider the size of the code and the amount of work that went into it.

Enigma Variations also did the machine a great deal of harm, by producing very little software of any worth at all and then complaining when no-one bought it. *Sphera* was promised as a brilliant game and was mediocre. *Pipemania* was a diabolical conversion which never should have been allowed out of the testing stage.

I'll be keeping my SAM, mainly because I doubt if I'd be able to sell it,

and for the next few months I'll still be coding for it, but once my current project is finished I'll probably consign it to the cupboard where my old 48k Specy is gathering dust. It's a difficult decision for me because I was one of the first to get the Coupé way back in Christmas '89, but I don't feel that there is anyone currently working on the Coupé who is prepared to address the difficulties I've mentioned by making such an upgrade available at a low enough price.

In some ways I won't be sorry to see the back of the old machine, however, I've read too many ridiculous mailshots (things are looking up.... software is on the increase.....) from the various companies who have been in charge of it, and yet not one of them has ever admitted that a hardware upgrade is the only way that SAM could ever be a 'serious' machine.

I've sent this letter to a number of Coupé magazines - whether or not you print it is up to you.....

With the best of luck for an uncertain future.

Yours sincerely, Geoff Winkless.

I must say I thought long and hard before printing this letter - how can anyone be so negative?

OK so the SAM Coupé is not the fastest machine on the block, although it's Basic is faster than anything I've seen on affordable home machines. Yes, to scroll a full mode 4 screen takes time, but so what, what makes you think every game has to have a scrolling screen? Use the features of the machine, don't go crying to mummy just because it lacks the ones you think it should have.

Why take the easy way out and sample other peoples sounds - write your own using SAM's sound chip (better than any

other sound chip on the market). Stop being a stupid demo writer (nobody wants all these demos), grow up, adopt a professional attitude and you may find you do a lot better.

And above all, don't knock other peoples efforts if you are not even man enough to try and write commercial software yourself. **Ed.**

Dear Editor,

Just a short note to explain my request for genealogical programs or explanations on how to adapt the utility programs for genealogical use on the SAM. The reason I ask for this is twofold, firstly my wife has just started to research her family history and has already generated a large quantity of paper. Secondly I have recently realised that there must be many thousands of genealogists in Britain and if good software was available for a computer such as the SAM then there would be a wide open market to people without the funds to buy a P.C. which seems to be the usual computer to use.

Yours sincerely, K.Murray-Taylor.

Not a subject I know a lot about although, strangely enough, I have recently been sent a small program, by Mr Kempees from the Netherlands, which looks like it could be usable - however he did not indicate what he wanted me to do with the program (do I publish it Mr Kempees, perhaps you could drop me a line). **Ed.**

Dear Editor,

A few months ago my long-time friend and fellow member of INDUG, Bas Porter, sadly, passed away. It was he who introduced me to membership and, I am pleased to say, his widow passed to me his collection of **FORMAT**

magazines.

I refer to Vol 3 N° 2, October 1989, page 11. Scroller by Terry Simpson. The program crashed after scrolling the second message for the second time.

You will recall that he stores the contents of BC in (STBC) initially in order to be able to return to the START of the program. Unfortunately, the author neglected to reload BC with the initial contents (STBC) before returning to START so that (STBC) then receives the current contents of BC.

Solution: Either (i) add the following instruction to the source code:-

1105 LD BC, (STBC)

or (ii) change the last line of decimal bytes to:-

170 DATA 205,142,2,225,193,123,
254,252,192,35,11,120,177,3
2,172,237,75,148,92,42,148,
92,233,18295

Where the values underlined are the ones to be added or changed.

If translation errors can be avoided, members will find the program produces a beautifully smooth scroll.

Finally, I recommend Shimon Young's Swipe in the August issue of the same year, p33, to 128K users.

Yours sincerely, B.C.Roy Burford.

Dear Editor,

Re your request in the August **FORMAT** for a program to read BBC discs from a PC.

I don't know of the program that you describe, but I do know of a company who can do the job, should you not be able to find the program that you want.

The company is called Mapej (weird name!), and they advertise that they can "transfer your data between CPC, PCW, BBC, PC and Macintosh" on 3"/3.5"/5.25" discs.

Their address is: Mapej, Meadow View, Quinta Crescent, Weston Rhyn, Oswestry, Shropshire, SY10 7RN.

Telephone: 0691 778659

I hope this information is of use to you.

Yours sincerely, David Finch.

Thanks David, the only person to come to my aid so far. But I would still like to get hold of the PC program if I can. **Ed.**

Dear Editor,

First of all I would like to thank you for / congratulate you on the production of a great magazine, of which I have been receiving since Volume 4.

Secondly I have a suggestion, or maybe it should be called a request, and that is for the return of a public domain section, like the one that Brent Stevens used to write (by the way, what happened to him and the SCPDSA??). Although the commercial scene is growing fast I think many people are still interested in the vast amount of PD around, and with the end of YS there is no way (that I know of) of finding out about new PD software.

My third (and final!) point is a question, would it be possible to send PD discs to **FORMAT** for review, because as far as I can see there is no way of alerting the SAM world to the arrival of new discs

Yours sincerely, Lee Willis.

That's the second time Brent Stevens' name has come up in this issue - what did become of the man?

PD may soon be put in some form of order. Colin McDonald, at Fred Publishing, and I have talked about jointly sponsoring a PD library. More news, as they say, coming soon.

Letters may be edited or shortened to fit on the pages.

WEST COAST COMPUTERS

Abernant Centre For Enterprise, Rhyd-y-fro, Pontardawe, West Glamorgan, SA8 4TY.

Below you will find details of the full range of SAM hardware that is now available direct from us.

CODE	DESCRIPTION	PRICE
W1001	SAM - 512K - Single Disc Drive Fitted.	£199.95
W1002	SAM - 512K - Dual Disc Drives Fitted	£274.95
W1003	SAM - 512K - Plus External Drive Interface. [Allows you to use your own DISCIPLE/PLUS D 3 1/2" Drive]	£149.95
W1101	SAM Internal Disc Drive Unit.	£79.95
W1102	Parallel Printer Interface. (SPI)	£24.95
W1103	RS232/Parallel Interface (COMMS).	£34.95
W1104	1 MegaByte External Memory Pack. (Needs MasterDOS).	£79.95
W1105	Card Cage (Sambus) - needs MasterDos for real-time clock.	£49.95
W1106	SAM Mouse System. Interface, mouse and software.	£39.95
W1107	External Disc Interface (Includes Parallel Printer Port).	£34.95
W1108	Internal 256K Upgrade (for older SAMs with only 256K)	£29.95
W1201	SAM Power Supply.	£24.95
W1301	SAM Parallel Printer Cable (BBC type)	£9.95
W1302	SAM to TV/Monitor Scart Cable	£9.95
W1303	MIDI Cable Set	£6.95

E.& O.E. Prices valid, subject to availability, until 1st January 1994.

UK Postage & Packing: Add £10 for computers (sent by insured carrier).
All other items add £1 per item (max £5).

Overseas customers: Please write for quote on Airmail Insured Delivery Service.

Write your order clearly on a reasonable sized piece of paper, state your name; address and phone number. Cheques, Postal Orders, Euro-cheques, should be made payable to West Coast Computers. We will try to dispatch your orders as quickly as we can - however please allow 28 days to be on the safe side. Some items have to be produced in batches and where this may cause a longer delay we will write to you as quickly as possible.

SPECTRUM TRADE UP DEAL

Due to the fantastic success of our special trade-up deal - where you can trade-in any working Spectrum (with power supply and manual) and get £50 off a new Sam - we are extending the offer until the end of September 1993. (see advert in June FORMAT

EASY PRINTER CONTROL

ON
SAM

By:- John Redfern.

In my original article on Using Printer Codes - which seemed to be well received by FORMAT readers - I covered the control of your printer with the use of Control Codes which took the form of LPRINT CHR\$ 27;CHR\$87;CHR\$1 etc. While this is the usual way of doing things from Basic, I thought that it should be possible to do things in a different way similar to that adopted in Word Processors such as TAsWORD and OUTWRITE, that is just inserting a CONTROL CODE into the text so that it modifies the text as it is printed.

The following method only applies to the SAM Coupé as it depends upon the facility to redefine the keys; not available on the Spectrum.

The command that we use is **KEY posn,x** where posn is the actual key position as defined in the KEYMAP and x is the value to be defined at that position.

I have chosen the CNTRL shifted functions of the keys as these do not

generally have any normal functions except for a few such as CNRTL I, CNTRL P, & CNTRL B, and have redefined them as shown in Table 1 below.

To make the defining of the codes simple it is most convenient to put them into a short program on the lines of:-

```
10 KEY 270,69: KEY 271,70
20 KEY 261,71: KEY 262,72
30 KEY ...etc.
```

This can then be saved and loaded in when required to redefine the keys at any time.

The values defined onto the keys are those given in your printer manual as the decimal codes for the function required. e.g. To print in enlarged format:-

```
ASCII    ESC    W    n
Decimal  27    87    n
Hex      1B    57    n
[ ON n=1 : OFF n=0 ]
```

Therefore we define key CNTRL Y as 240,87. The 240 is determined from the

Keyboard map in your SAM manual as follows; the Y key is N°30 + 210 for the CNTRL shift giving 240, and the 87 is the decimal for W from the printer manual.

When you then press CNTRL Y, a capital W will be inserted into your text string and similarly with the other defined keys.

FUNCTION	ON	KEYCODE	OFF	KEYCODE
Emphasised	W	270,69	S	271,70
Double Strike	E	261,71	D	262,72
Italic	R	252,52	F	253,53
Condensed	T	243,143	G	244,146
Double Width	Y	240,87	1=on 0=off	
Underline	U	249,45	1=on 0=off	
Superscript	Q	279,83	0=on	
Subscript	A	280,83	1=on	
Sub/Sup cancel	O	267,84		
NLQ or DRAFT	L	266,120	1=NLQ 0=DRAFT	
ESC (CHR\$27)	Z	272,155		

Table 1.

To use the CONTROL CODES it is simply a matter of inserting them into the Text String in the LPRINT statement in the appropriate places.

When inserting Codes in the text string they must be put inside the quotes and each must be preceded with CNTRL Z(CHR\$27).i.e.

```
LPRINT "This is an [CNTRL
Z CNTRL R] ITALIC [CNTRL Z
CNTRL F] word"
```

will print:- This is an *ITALIC* word

Those codes which require a 0 or 1 to switch a function ON or OFF should have the appropriate 0 or 1 placed immediately after the control code with no spaces.

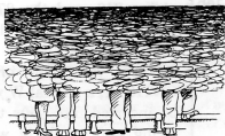
The control codes can be 'stacked' to produce combinations of styles to give many different effects.

The above key definitions are not the only ones that you can use and you will find that most of the codes in your printer manual can be defined onto the SAM keys and it will probably suit most people to set up the ones that they wish to use on the keys that they find most convenient.

Please feel free to experiment with them and remember that it can't do any harm to your Computer or Printer and to re-initialise your printer you can turn it off or do:-

```
LPRINT "[CNTRL Z] @"
```

And that's all for now. Happy printing.



'I never even noticed it before I gave up smoking'

SMALL ADS

Wanted. Judge Dredd, Arnhem, Vulcan, Fourth Protocol, Valkyrie 17. I have grey Spectrum+2. Write to Petros Davakis, Themistokleous 12, 153 42, Athens, Greece.

Sam Coupé For Sale. 256K machine, including disc drive, Lerm SamTape4M Spectrum emulator and SamDisc 2. Virtually new. Worth around £200 - yours for £110 o.n.o. Phone 091 2533615.

Wanted. To complete collection. Your Spectrum issues 2,3,4,6&7. Crash issues 1,2,6&7. Will pay up to £3.50 per issue. Offers to Jon Rose, The Annexe, 26, Barrack Lane, Bognor Regis, West Sussex, PO21 4DA.

FOR SALE. 512K Sam, 1 disc drive, Educational Software Pack, Multipack 1, **FORMAT** Demo Disc, Samco birthday pack software. £99 o.n.o. Call Alex Roberts on (0727) 56626 for details.

Wanted. 5¼" 80 track disc drive (prepared to buy a DISCIPLE as spare) also Omnicalc, Forth (language), IS (compiler), Tascalc plus any programs that are "lug in chip" variety. Tel (0405) 768665.

MasterBasic for Sam, unused, £12. Comms interface for Sam with software tape. £20. Printer cable (wrong type for Sam) 2m £3. Phone Paul on 0452 714924.

YOUR ADVERTS

Selling, Buying, Pen Friends, etc.

Any PRIVATE advert, subject to acceptance, will be printed FREE in the next available issue. Any software sold MUST be original. The publishers will not be held, in any way, responsible for the adverts in this column.

Due to shortage of space, if your advert remains unpublished after two months then please send it in again. Trade advertisers contact the publisher for rates.

FORMAT BACK-ISSUES

Volumes 1,2,3 and 4 of **FORMAT** are now available only as complete volumes.

Order Code: FBI-V1 (Vol.1) **Price:** £10.00

Order Code: FBI-V2 (Vol.2) **Price:** £12.00

Order Code: FBI-V3 (Vol.3) **Price:** £12.00

Order Code: FBI-V4 (Vol.4) **Price:** £12.00

All issues, from Volume 5 N° 1 to the latest issue, are still available separately. To order just quote the Volume/Issue N°. **Price:** £1.50 each, (5 or more £1.25 per copy).

SOFTWARE

SAM Coupé Software On 3½" Disc

SAM DEMO DISC #1. Utilities, demos, screens, a game, and lots more. A real bargain for any SAM owner.

Order Code: SCD-02 **Price:** £1.50

SAMCO NEWSDISC SET. Issues 1-5 (six discs) packed with things no SAM owner should miss.

Order Code: SCD-03 **Price:** £12.00

SAMSPEC SOFTWARE

SAM + Spectrum versions on one disc (80 track 3½ or 5¼ - please state on order)

FONT LIBRARY. 100 screen fonts plus support software, easy to use on either computer. Special +3 disc also available (Spectrum files only). RRP £8.95

Order Code: SSD-01 **Price:** £6.95

MONEY MANAGER. Advanced personal budgeting system for both machines. Spectrum version need 128K/+2 (not +2a or +3). RRP £15.95

Order Code: SSD-02 **Price:** £12.95

DISCIPLE/PLUS D SOFTWARE

Please state 3½" or 5¼" disc (80 track only)

ARTIST 2. The best art package ever written for the Spectrum. 48K and 128K versions on the same disc. With page-maker and utility software. Full manual. RRP £19.95

Order Code: SPD-01 **Price:** £16.95

UTILITY DISC #1. Six of the best and most useful disc utilities for DISCIPLE or PLUS D. Added bonus program - not to be missed. RRP £9.95

Order Code: SPD-02 **Price:** £6.95

ORDERING All prices include UK p&p, overseas readers please add 10% to total order for extra postage. Clearly state Order Code, Product description, Quantity required and Price. Remember to add any postage and don't forget your Membership Number or we can't process your order. Payment in STERLING by Cheque (drawn on a UK bank), P.O. Euro Cheque or Cash. Make cheques payable to **FORMAT**. Payment MUST be in same envelope as order. Send to **FORMAT's** address on page 3. Normally dispatch is at the same time as your next issue of **FORMAT**. We will not be held liable for delays or non-delivery due to circumstances beyond our control.

FORMAT

READERS SERVICES

HARDWARE

SPI-SAM's Printer Interface. A full feature parallel (Centronics) printer interface. Totally compatible with SAM's ROM and DOS printing routines and with utility programs like FLASH, Word-processors, Etc. Uses standard BBC type lead (see below). RRP £24.95

Order Code: SPI **Price:** £19.95

PRINTER LEAD. Top quality parallel printer lead (BBC standard). 2 meters long. For use with DISCIPLE, PLUS D or SAM. RRP £10.95

Order Code: PPL-01 **Price:** £7.95

SAM COUPÉ TECHNICAL MANUAL Version 3. The real inside info on SAM. As published by MGT/SAMCO. No SAM is complete without one. Now only available through us. RRP £16.95

Order Code: STM-01 **Price:** £12.95

SAM KEYBOARD UNIT. Brand new (ex-SAMCO) stock. East to fit. RRP £15.95

Order Code: SKB **Price:** £12.95

ELECTRONICS PROJECT CASE. Ventilated case in dark gray plastic (as used for SAM Power supply). Approx size w=135mm, d=160mm, h=40mm (min). Two parts, supplied with screws. Ideal for lots of construction projects.

Order Code: EPC-01 **Price:** £4.95 Each or buy two or more at £3.95 each.

SCART LEAD. Wired for SAM Coupé. 2 meters long, as produced for SAMCO. RRP £9.95

Order Code: SSL-01 **Price:** £5.95

FORMAT BINDERS

Hardcover binders to protect your valuable magazines. Each will hold 12 copies of **FORMAT** (or any other A5 magazine or manual). Copies held in place by wires that just spring out for easy insertion or removal.

Order Code: FMB-01 **Price:** £4.50