


COLLINS
HELP YOUR CHILD
SERIES

D. Smith and S. Cassin

MY FIRST nursery rhyme book



MY FIRST Nursery Rhyme Book

David Smith
and
Susan Cassin

Illustrated by
John Plumb

COLLINS  EDUCATIONAL

© David Smith, S. Cassin 1983
ISBN 0 00 197233-2

Designed & typeset by D P Press Ltd · Printed by William Collins, Sons & Co Ltd


2 3 4 5 6 7 8 9 10

Baa baa black sheep

Baa Baa black sheep
have you any wool?
Yes sir, yes sir,
three bags full.
One for my master,
one for my dame,
and one for the
little boy
who lives down
the lane.



Colour the full bags red. Colour the empty bags blue.

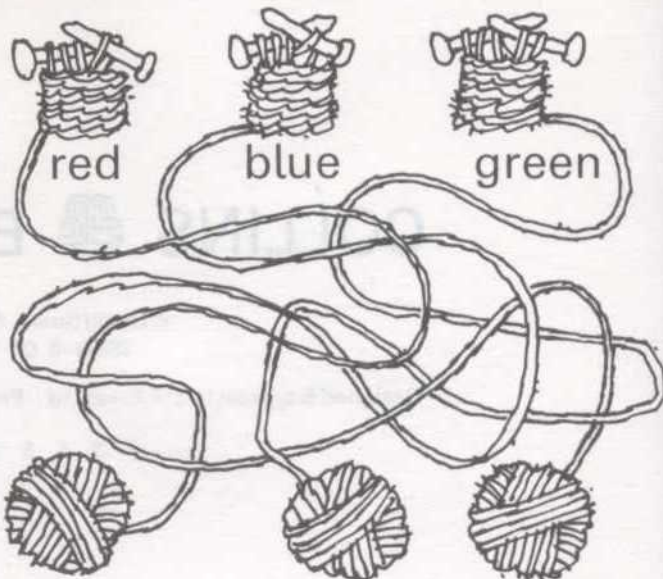


There are ____ full bags and ____ empty bags.


What things are
made from wool?
Look for the woolmark
Draw 4 things made
from wool.




Find the ball of wool. Colour
it to match the knitting.




What do the animals say. Find the word and write it in the balloon.



Colour the things that begin with *sh*. Write *sh* under them. Join them to the sheep.



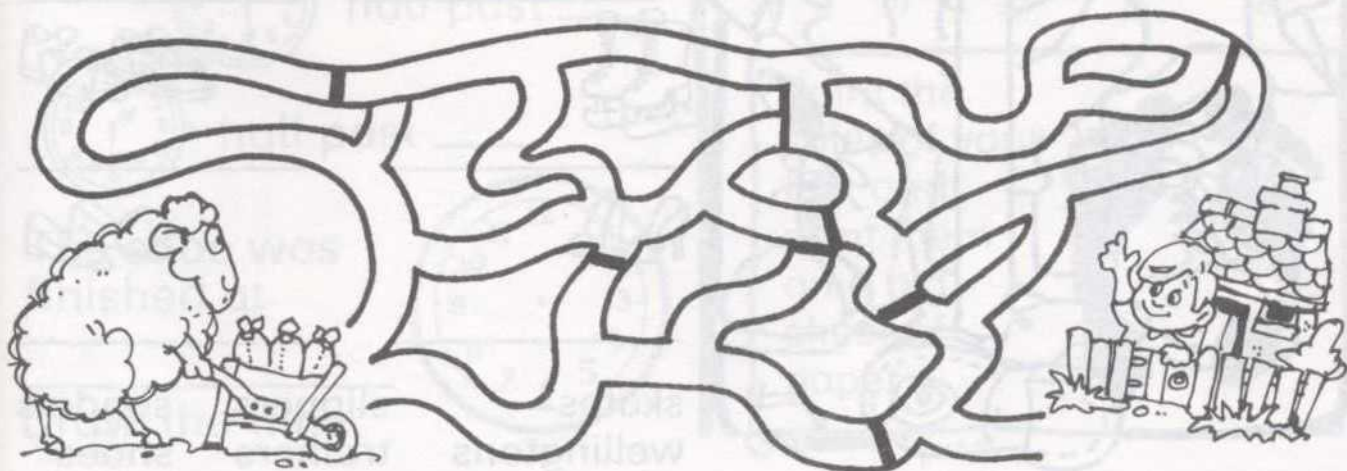
Make a sheep.



Draw a sheep (use ovals ○). To make curls, wind strips of paper tightly round a pencil — stick curls on sheep.



Find the way to the little boy who lives down the lane.



COBBLER, COBBLER

Colour the picture.

Cobbler, cobbler
mend my shoe,
get it done by
half past two.



Which shoe fits? Match the feet to the answers

5 + 2 =

3 + 3 =

4 + 4 =

4 + 1 =

6 + 4 =

7 + 2 =



Find the words for
the footwear.
Write them.



skates
wellingtons

slippers
trainers

sandals
shoes

How much will it cost?



a shoe.



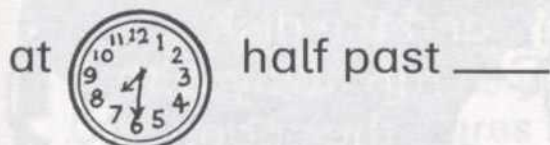
1 shoe costs ____ p 3 shoes cost ____ p 5 shoes cost ____ p



2 shoes cost ____ p 4 shoes cost ____ p 6 shoes cost ____ p



The cobbler had the shoe



half past ____

follow the times



half past ____



half past ____



half past ____



half past ____



half past ____



half past ____

The shoe was finished at



Draw the time.

Colour the shoe sizes that fit your friends.


Size				
28	30	32	34	36
<input type="checkbox"/>	<input type="checkbox"/>	<input type="checkbox"/>	<input type="checkbox"/>	<input type="checkbox"/>
friends	friends	friends	friends	friends
take	take	take	take	take
size	size	size	size	size
28	30	32	34	36

Paint the soles of your feet and print them on a big sheet of paper



HEY DIDDLE DIDDLE

Colour the picture



Hey Diddle diddle,
the cat and the fiddle,
the cow jumped
over the moon,
the little dog laughed
to see such fun,
and the dish
ran away with
the spoon.

What is the cow doing? The

What is the cat holding? The

Why is the dog laughing? The

What time do you think it is? It

What makes you laugh?

Write 4 things that
make you laugh.

Find some words with
'oo' in them and write
them here.

Which are night creatures? Draw a
line from the night creatures to the
moon. Colour them and write their
names.



pig horse dragon tortoise
fox badger owl bat

Colour the silly things in this picture.



Write under or over

Colour 'over' pictures yellow.

Colour 'under' pictures blue.



Draw the dinner things for two people

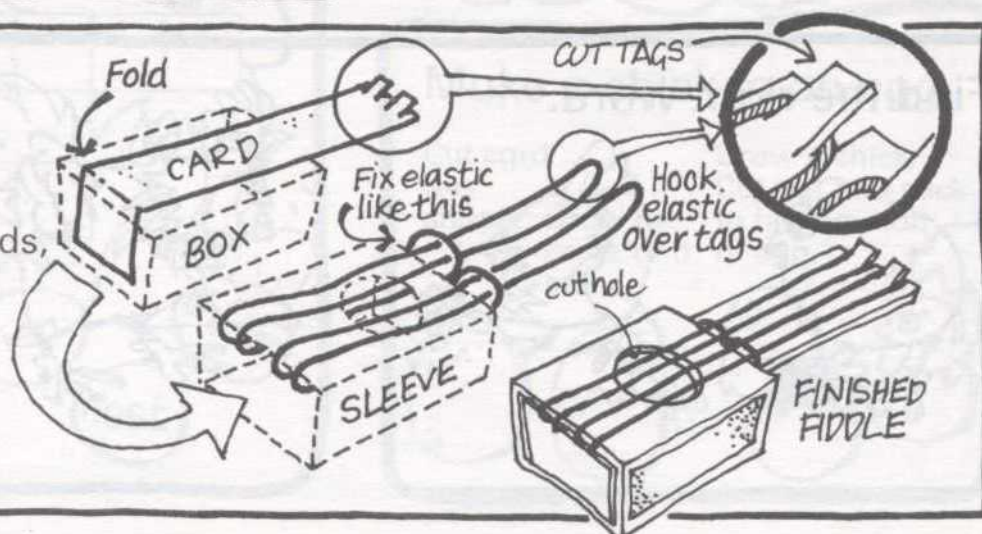


Make a fiddle

You need:

2 long elastic bands,
a big match box,
some strong
cardboard.

Make it like this:



HICKETY PICKETY



Hickety Pickety,
my black hen,
she lays eggs
for gentlemen.
Sometimes nine
and sometimes ten,
Hickety Pickety,
my black hen.



Make 9 eggs in each basket.



$1 + \square = 9$



$2 + \square = 9$



$3 + \square = 9$



$4 + \square = 9$



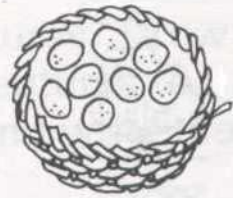
$5 + \square = 9$



$6 + \square = 9$



$7 + \square = 9$




$8 + \square = 9$

Find the right word.



cockerel
hen
chick

Match the young with the old.



Make a new word.
Choose a letter.
Draw the picture




___ en

___ en


___ en



Colour odd numbers black.
Colour even numbers yellow.



Write the letter in the boxes.





Make a chick in an egg.

Cut card
this
shape.

Draw in
crack and
cut.

Draw a chick.
Cut out and stick
to bottom half
of egg.





HICKORY DICKORY DOCK

colour the picture

Write the times under the clocks. Draw a mouse on the clock that shows the time in the rhyme.



☐ o'clock



☐ o'clock



☐ o'clock



☐ o'clock



☐ o'clock



☐ o'clock

Hickory dickory dock
the mouse ran up
the clock
the clock struck one
the mouse ran down
hickory dickory dock
tick tock

Draw 5 things that go up.




Colour the pictures that rhyme with tick tock. Join them to tick tock.



Where did the mouse run?


START HERE



Draw 5 things that go down.



Use 2 yoghurt cartons to make a mouse.
Use some string for his whiskers and tail.




My mouse's tail is

cm long.


HUMPTY DUMPTY

Humpty Dumpty
sat on a wall,
Humpty Dumpty
had a great fall.
All the King's horses
and all the King's men,
couldn't put Humpty
together again.



Colour
the
picture.


Fit Humpty together again.



Write how you would
stick Humpty together.

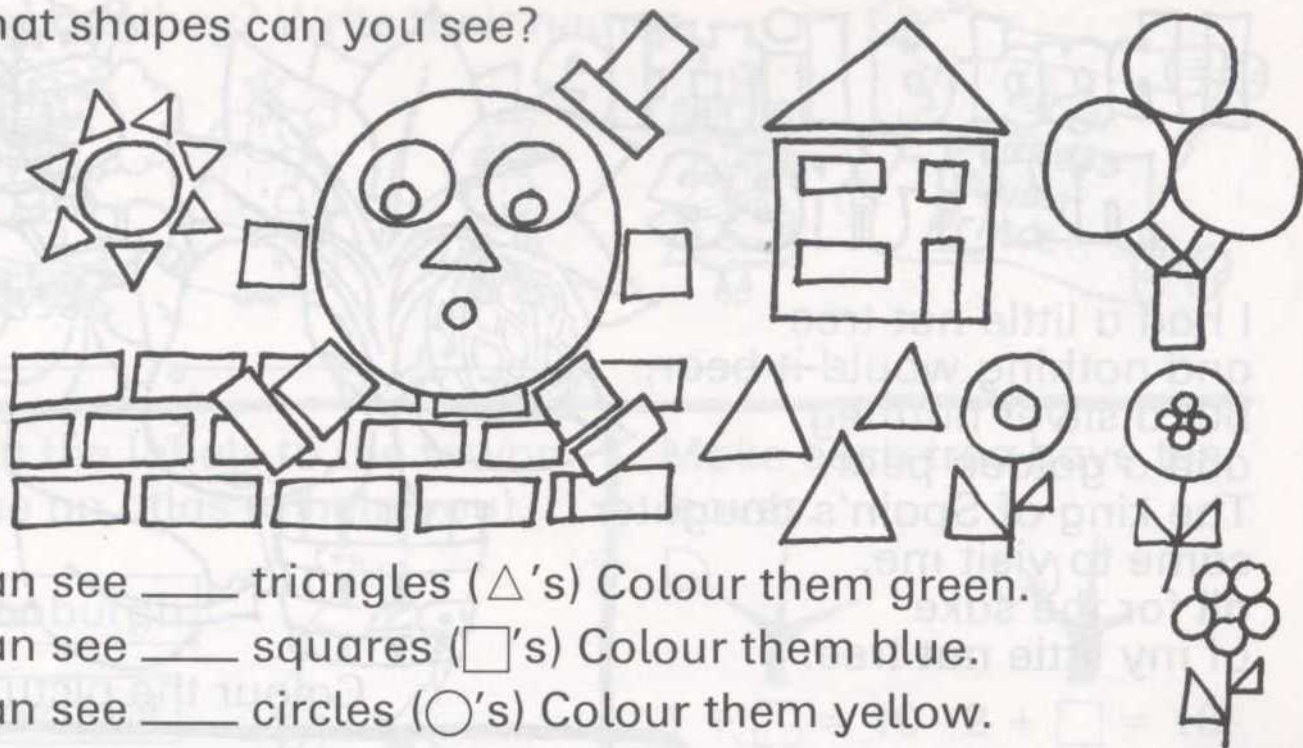
I would _____

Make all the Humptys the same.



Draw the King's horses and the King's men.

What shapes can you see?



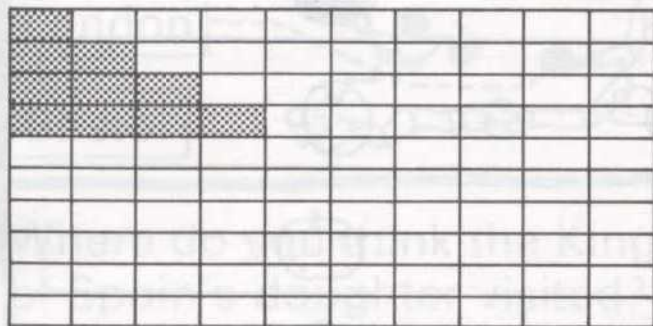
I can see ____ triangles (\triangle 's) Colour them green.

I can see ____ squares (\square 's) Colour them blue.

I can see ____ circles (\bigcirc 's) Colour them yellow.

I can see ____ oblongs (rectangle 's) Colour them red.

Make a wall of 10. Finish the pattern.



Fill in the missing numbers:

$$1 + \square = 10 \quad 8 + \square = 10$$

$$4 + \square = 10 \quad 3 + \square = 10$$

$$7 + \square = 10 \quad 6 + \square = 10$$

$$2 + \square = 10 \quad 9 + \square = 10$$

$$5 + \square = 10$$

Humpty Dumpty
sat on a ____.

Draw 5 things you can
sit on.

EGG HEADS

Draw faces on hard boiled eggs



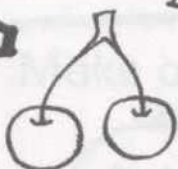
I had a little nut tree

I had a little nut tree
and nothing would it bear,
but a silver nutmeg
and a golden pear.
The king of Spain's daughter
came to visit me,
all for the sake
of my little nut tree.



Colour the picture.

Colour green
the things that
grow on trees.



banana

peanut

conker

nut

orange

pear

walnut

acorn

apple

Who are they? Write their names.



Join the labels to the towns
(Use an atlas to help you).

Edinburgh

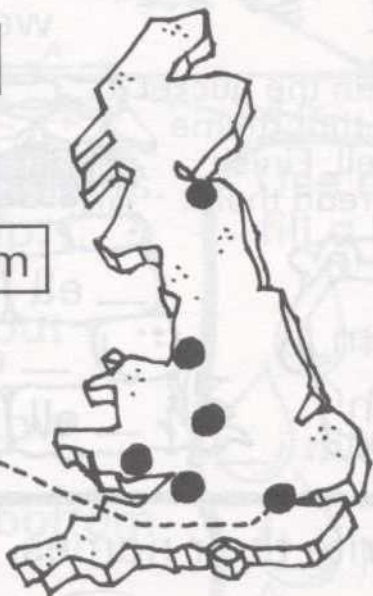
Liverpool

Birmingham

Cardiff

London

Bristol



Where do you think the King
of Spain's daughter visited?

Draw some gold and some
silver things.

Make each tree have ten
leaves.




$$1 + \square = 10$$




$$2 + \square = 10$$



$$3 + \square = 10$$



$$4 + \square = 10$$



$$5 + \square = 10$$



$$6 + \square = 10$$



$$7 + \square = 10$$



$$8 + \square = 10$$



$$9 + \square = 10$$



$$10 + \square = 10$$



Jack and Jill
went up the hill
to fetch a pail of water.
Jack fell down
and broke his crown
and Jill came
tumbling after.

hill

well

Find the letters in the bucket
to make words that rhyme
with hill and well. Finish
the words and read them.

— ill
— ill
— ill
— ill
— ill



All these things hold water. Write their names.



















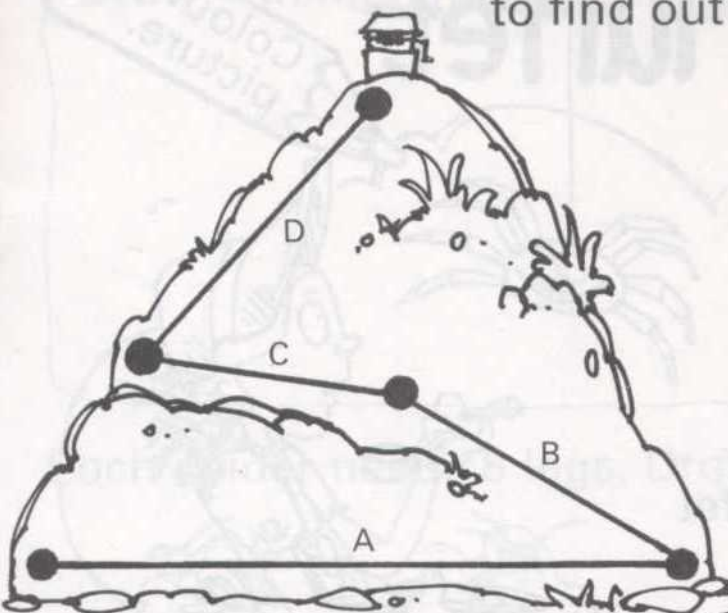






flask glass bucket tank bath jug bottle
bowl sink hose watering-can kettle

Follow the path. Use your ruler to measure from each dot to find out how far Jack and Jill went.



● A → ____ cm

● B → ____ cm

● C → ____ cm

● D → ____ cm

They went ____ cm





Measure a piece of string this long.

Find the opposites.
Join them up.

top — out
up — low
in — bottom
high — down


Use different containers to fill a bowl. Find out:






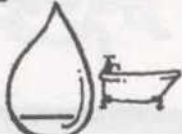
- ___ cups of water  fill the bowl
- ___ milk bottles of water  fill the bowl
- ___ jugs of water  fill the bowl
- ___ egg cups of water  fill the bowl

Colour the most and least things used

Number in order where your water comes from.



Find out how many litres:

1. to fill your bucket 
2. to fill your bowl 
3. to fill the sink 
4. to fill the bath 


Little Miss Muffet

Colour the picture.

Little Miss Muffet
sat on a tuffet
eating her curds and
whey.

There came a big spider
who sat down beside her
and frightened Miss Muffet
away.

bowl spoon legs



Little Miss Muffet was sitting on a _____.

Little Miss Muffet was eating with a _____.

The big spider has 8 _____.

Who was watching? The _____.

Draw 4 things bigger than Miss Muffet.



Draw 4 things that are smaller than a spider.



Each spider needs 8 legs. Draw the missing legs.



$$2 + \square \rightarrow 8$$



$$5 + \square \rightarrow 8$$



$$7 + \square \rightarrow 8$$



$$4 + \square \rightarrow 8$$



$$1 + \square \rightarrow 8$$




$$6 + \square \rightarrow 8$$



$$3 + \square \rightarrow 8$$

The spider frightened Little Miss Muffet.
What frightens you? Draw some frightening things.

Make a spider, using an egg carton, 2 buttons and 4 pipe cleaners. Put a piece of elastic through the top.




MARY MARY




Colour
the
picture



Mary, Mary,
quite contrary,
how does your
garden grow?
With silver bells
and cockle shells
and pretty maids
all in a row.



MARY'S MARROW PLANT

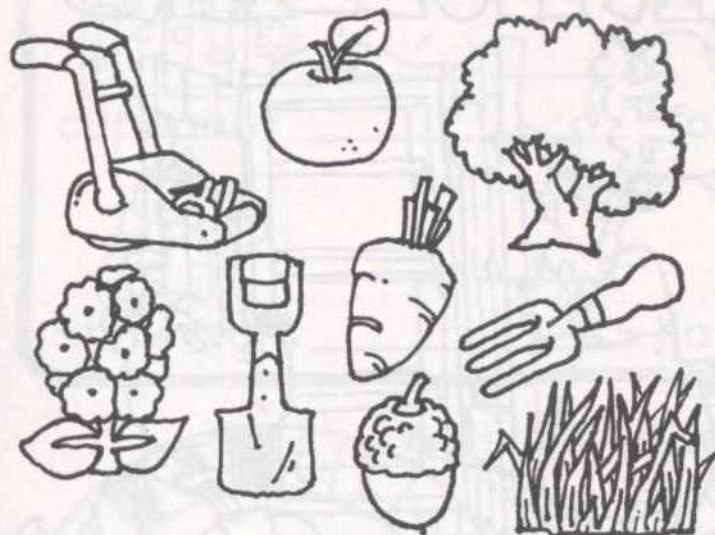


Colour the things that begin
with 'm'. Find their words and
write them.

Draw 3 things that
help a plant to grow.

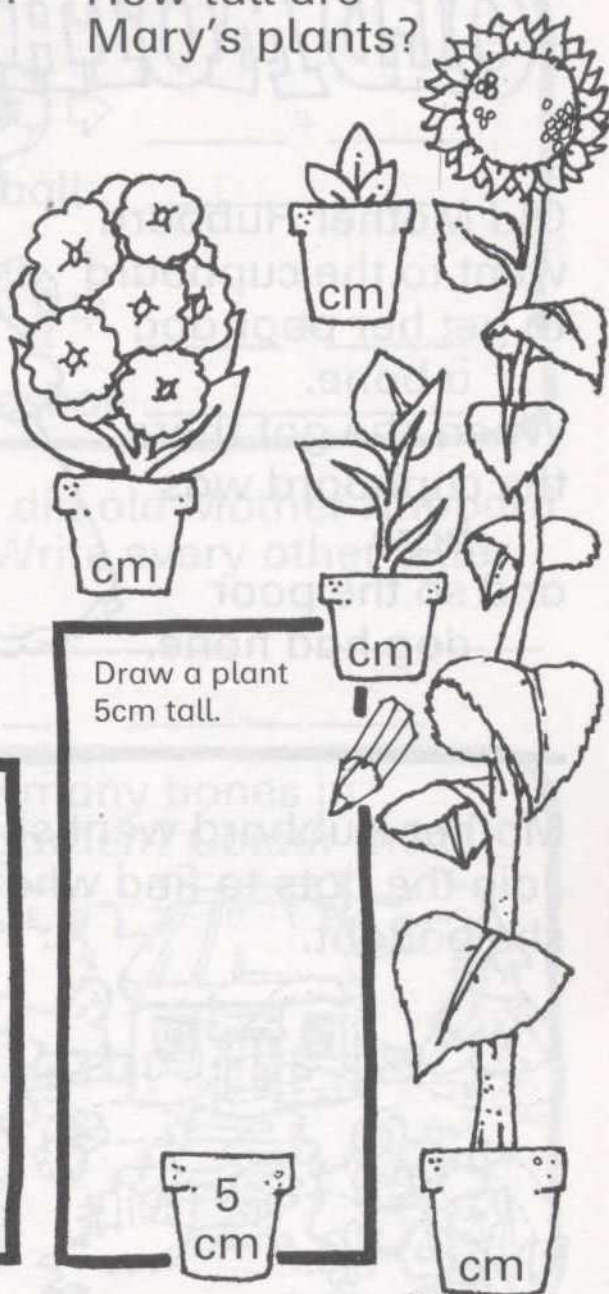


How tall are Mary's plants?



☐ things grow ☐ tools
There are more _____

Mary's bells are silver.
Draw six more silver
things.




Draw a plant
5cm tall.

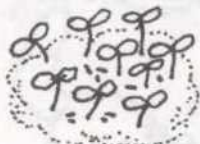
Grow some cress



on cotton wool
without water.



on cotton wool
with water, on
a window sill.



on cotton wool
with water, in
the dark.

watch what happens.

Colour the picture of the one that grows best.

Use egg cartons to make silver bells. Cover them with foil and tie to stick. Put stick in yoghurt carton full of soil.




OLD MOTHER HUBBARD

Old Mother Hubbard
went to the cupboard
to get her poor dog
a bone.


When she got there
the cupboard was
bare
and so the poor
dog had none.



Mother Hubbard went shopping.
Join the dots to find what
she bought.



Where did she put the food.



top shelf	and
2nd shelf	and
3rd shelf	and
4th shelf	and

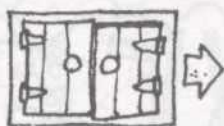
What would a hungry
dog like to eat?
Join the dog to his food.



Shopping list

- tins
- eggs
- cheese
- milk
- biscuits
- carrots
- meat
- bread

Make two words.



cupboard

_____ + _____



football

_____ + _____



snowman

_____ + _____



horseshoe

_____ + _____

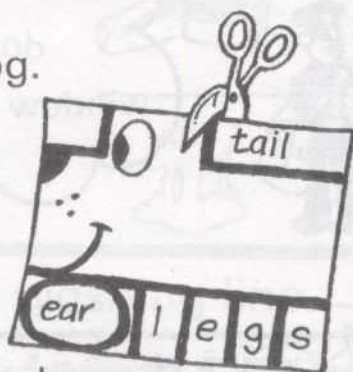


What did old Mother Hubbard say? Write every other letter.

I _____

Make a dog.

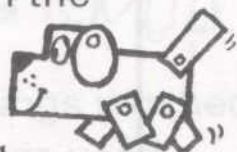
Use a piece of card and some splitpins.



Draw a large dog on the card.

Cut it out. Join the pieces with split pins.

Now your dog can move.



How many bones in the garden? Colour them.



I found _____ bones

RUB-A-DUB-DUB

Rub-a-dub-dub
three men in a tub,
and who do you think they be?
the butcher,
the baker,
the candlestick-maker,
turn 'em out,
knives all three.



Who are these people?



nurse

baker

butcher

policeman

postman

candlestick-maker

doctor

window cleaner



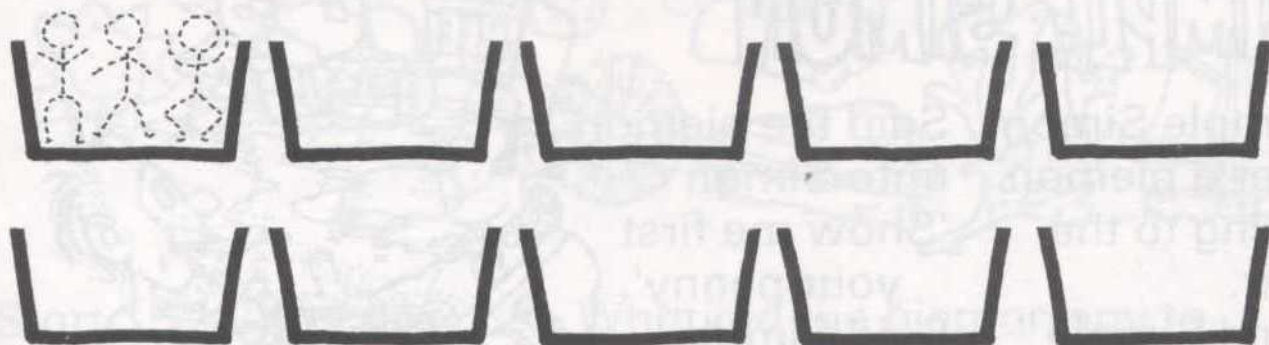
Fill a bowl
with water

Write 6 things that float and
6 things that sink.

Sink

Float

Draw 3 people in each tub.



1 tub ➔ 3 people

2 tubs ➔ _____ people

3 tubs ➔ _____ people

4 tubs ➔ _____ people

5 tubs ➔ _____ people

6 tubs ➔ _____ people


7 tubs ➔ _____ people

8 tubs ➔ _____ people


9 tubs ➔ _____ people

10 tubs ➔ _____ people

Colour the
odd one
out in
each row.



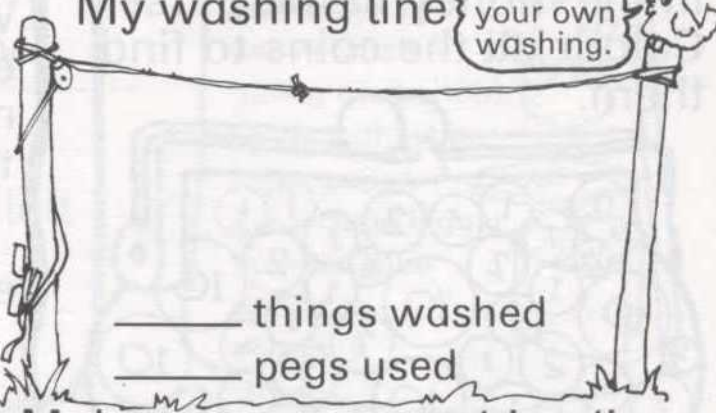
Mum's washing line.



_____ things washed

_____ pegs used

My washing line



_____ things washed

_____ pegs used

Make your own washing line.


SIMPLE SIMON

Simple Simon
met a pieman
going to the
fair.

Said Simple
Simon to the
pieman 'Let
me taste your
ware'.

Said the pieman
unto Simon
'Show me first
your penny'.

Said Simple
Simon to the
pieman
'Sir, I have
not any'.



Pies, 1 penny each.

How many pies can you buy?

The money in your hand will tell you. Write the
number of pies on each line.



_____ pies



_____ pies



_____ pies



_____ pies




_____ pies



_____ pies


Simple Simon's initials are
in the money in the purse.
Colour all the coins to find
them.



Write you own initials. Take
a felt tip pen for a walk to
make a pattern round
them.




Colour yellow the things beginning with S.



Start here

SKIP LETTERS




What did the pieman say to Simple Simon?

Join the words that rhyme

pie-
fair
penny
met
taste

waist
fly
wet
many
hair



How many pies on the tray?

There are _____ pies


Susan buys 5 ➔ _____ pies left

Peter buys 6 ➔ _____ pies left

the pieman sold _____ pies

Make a baker's hat

Measure a strip of card round your head and fasten it (leave tabs for gluing on the top). Cover with white crepe paper. Cut a circle bigger than the tube and fix it on top.



The Queen of Hearts




The Queen of Hearts
she made some tarts,
all on a summer's day.
The Knave of Hearts
he stole those tarts,
and took them
clean away.

How many tarts did the Queen make? Colour the tarts.



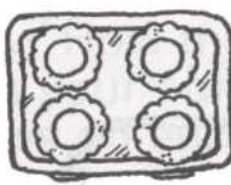
1 tray

_____ tarts




2 trays

_____ tarts



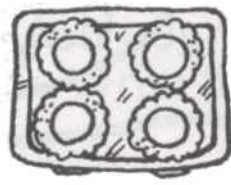
3 trays

_____ tarts




4 trays

_____ tarts




5 trays

_____ tarts




6 trays

_____ tarts




7 trays

_____ tarts




8 trays

_____ tarts



9 trays


_____ tarts



10 trays

_____ tarts

Make all the tarts look the same.





Find Jack's way to his secret room.


Draw 5 signs of summer.




Find the tarts in the tree.
Colour them red.



My favourite tart is:



Make a heart mobile. Cut out some heart shapes. Colour them red. Decorate with doilies. Use cotton to tie them to a wire hanger.



I found _____ tarts



TWINKLE TWINKLE



Twinkle, twinkle,
little star,
how I wonder what you are.
up above the
world so high
like a diamond
in the sky.



Colour the things that begin with *st*.
Write their names under them.



stick
stool



stamp
stairs

stop

Draw some things
you can see in
the sky at night.



Count the points. Write the number in the space.



1 star → 6 points 6 stars → _____ points

2 stars → _____ points 7 stars → _____ points

3 stars → _____ points 8 stars → _____ points

4 stars → _____ points 9 stars → _____ points

5 stars → _____ points 10 stars → _____ points

Think of more things to add to these lists.

Draw them and write the word

as bright as a
star _____ diamond



as dark as
night _____ chocolate



Draw some things you
can see in the sky
during the day:



Make
some
stars

Draw a triangle. Then
draw another triangle
over it, like this.



Cut round
outside, cover
with foil
and hang up
with thread.





mouse

hill




pieman



moon

wall




nutmeg



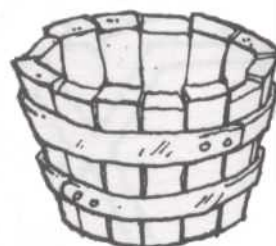
tarts




star



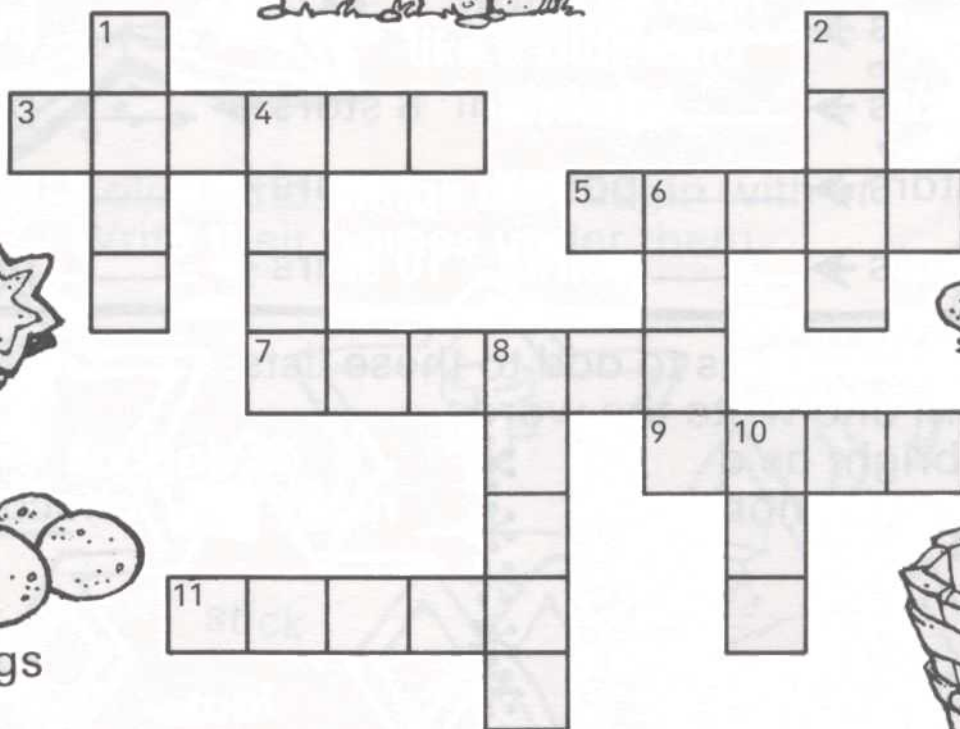
eggs



tub



bells



1. Jack and Jill went up the _____.
2. Humpty Dumpty fell off the _____.
3. Simple Simon met a _____.
4. The cow jumped over the _____.
5. She grew silver _____.
6. Hickety Pickety laid _____.
7. My tree had a silver _____.
8. The _____ ran up the clock.
9. Twinkle, twinkle little _____.
10. Three men in a _____.
11. The Queen made some _____.

Other books for parents to help their children:

MY FIRST CROSSWORD BOOK

FIRST STEPS – an eight book series:

Pencil Fun 1 & 2	Sounds Fun 1 & 2
Number Fun 1 & 2	Word Fun 1 & 2

SECOND STEPS – an eight book series:

More Pencil Fun 1 & 2	More Sounds Fun 1 & 2
More Number Fun 1 & 2	More Word Fun 1 & 2

My First Nursery Rhyme Book

0 00 197233 2

95p